



DRIVELINE CATALOGUE 2009



How to use this Catalogue

This catalogue contains part breakdowns for most popular driveline parts & components. It was designed to provide consumers of Quality Gear products easy access to information and the ability to order by part number.

Every effort has been made to ensure the accuracy of this catalogue. We use factory sources of information to maintain accuracy. We cannot assume responsibility for possible omissions or errors. Contradictions may exist based on manufacturing tolerances and procedures. Please consult an authorized Quality Gear Parts distributor for final verification.

If you require driveline, differential, transmission, steering or transfer case parts for automotive, medium and heavy duty applications, call an authorized Quality Gear distributor near you today.

It's easy to order!

Call one of our authorized Quality Gear distributors to order anywhere in Canada or the USA. To locate a distributor near you call 1-888-452-7979 or visit www.qualitygear.com

Payment and Shipping Options



Most Quality Gear distributors accept cash, cheque or credit card as payment. Let your nearest Quality Gear distributor know your shipping requirements and they can ship it to you by courier, truck, bus or air. Shipping costs will apply.

Please note: Quality Gear distributors may not stock all items listed in this catalogue.

Parts listed are not necessarily manufactured by the original equipment manufacturer and any reference to the trademarks or part numbers of others are for cross reference informational purposes only.



Reader Reply Card

To receive a free copy of a Quality Gear Catalogue, please fill out the form below

Catalogue Requested..... Driveline Differential Transfer Case

Name: _____

Company Name: _____

Address: _____

City: _____ Province: _____ Postal Code _____

Email: _____ Website: _____

How did you hear about us?

Where have you seen our ads?

What type of business are you in?

Have you used our products before? If so, what products have you used?

Was there any information you would like added to the Quality Gear Driveline Catalogue?

Are there other types of catalogues that you would like to see published?

Please mail or fax this form to:

Quality Gear Marketing Department Catalogue Division
15729 - 118 Ave.
Edmonton AB T5V 1B7

Fax: (780) 452-8899




Table of Contents

Quality Gear Driveline Part Specifications

Inside Snap Ring Style Replacement Kits.....	1
Outside Snap Ring Style Replacement Kits.....	3
Inside and Outside Snap Ring Style Replacement Kits.....	4
UltraSeal Inside/Outside Snap Ring Style Replacement Kits.....	5
Bearing Plate Style Replacement Kits.....	6
Bearing Plate & Strap Style Bearing Half Round Replacement Kits.....	7
Wing Bearing Style Replacement Kits.....	8
Inside Snap Ring and Wing Bearing Style Replacement Kits.....	9
Outside Snap Ring & Wing Bearing Style Replacement Kits.....	10
Wing Bearing & Plate Style Replacement Kits.....	11
Driveline Conversion Kits.....	12
Flange Yokes.....	13
Slip Yoke Assemblies Light Duty & Medium Duty Driveshaft Style.....	14
Slip Yoke Assemblies Heavy Duty Driveshaft Style.....	16
Slip Yoke Assemblies for Transmission Applications.....	17
Straight Round Hole End Yoke.....	18
End Yokes with Splined Hole.....	19
End Yokes with Square or Hex Hole (1000 Series).....	21
Weld Yokes.....	22
Splined Midship Tube Shafts.....	24
End Yoke Style Midship Tube Shafts.....	26
Yoke Shafts.....	28
Steady Bearings.....	30
3R/Saginaw Slip and Stub Sets.....	34
Driveshaft Kits.....	34
CV Ball Kits.....	34
CV Half Yoke.....	34
Shear Device.....	35
Companion Flange.....	35

Quality Gear U-Joint Application Guide

Passenger Cars

Alfa-Romeo

All RWD Models.....	39
---------------------	----

AMC

Ambassador, Matador, and Rebel.....	39
American and Rambler.....	39
AMX, Gremlin, Hornet, Javelin, Pacer.....	39
Concord and Spirit.....	39
Eagle and SX4.....	39

Quality Gear U-Joint Application Guide

Passenger Cars

Austin/Austin Healy

3000 and 100/6.....	39
America.....	40
Marina.....	40
Mark III and Mark IV.....	40

Avanti

All Models.....	40
-----------------	----

Buick

Apollo.....	40
Centurion and Wildcat.....	40
Century.....	40
Electra.....	40
Estate Wagon.....	41
Le Sabre.....	41
Regal.....	41
Riviera.....	41
Roadmaster Sedan and Estate Wagon.....	41
Skyhawk.....	41
Skylark.....	42
Special.....	42

Cadillac

Brougham, Fleetwood Brougham.....	42
Deville, Calais.....	42
Fleetwood.....	43
Seville.....	43

Checker

Aerobus.....	43
Marathon and Marathon Taxicab.....	43

Chevrolet

Camaro.....	44
Chevelle, Malibu and Monte Carlo.....	44
Chevette.....	44
Chevy II and Nova.....	44
Corvair.....	44
Corvette.....	45
Full Size - Bel Air, Biscayne, Caprice, Impala and Nomad.....	45
Monza.....	46
Vega.....	46

Chrysler

Conquest.....	46
Cordoba, Fifth Avenue, LeBaron, Newport, and New Yorker.....	46
Imperial.....	46
Town & Country Van.....	47



Quality Gear U-Joint Application Guide

Passenger Cars

Dodge

600, Daytona, Lancer, Omni, Shadow, Spirit	47
Aspen, Dart, GT, GTS, Demon, Diplomat, Mirada and St. Regis	47
Caravan / Ram Van.....	47
Challenger	47
Charger, Coronet, Magnum, Polara Monaco, and Full Size Wagons	47
Colt	48
Colt Vista (AWD)	48
Conquest.....	48
Viper	48

Eagle

Summit Wagon AWD	49
Talon AWD	49

Edsel

All.....	49
----------	----

Fiat

Brava, 131, and Spider 124	49
----------------------------------	----

Ford

Fairmont and Maverick.....	49
Falcon and Falcon Futura.....	49
Full-Size, Crown Victoria, Custom 500, Elite, Fairlane, Galaxie, Gran Torino, LTD, Torino, and Full-size wagons	50
Granada.....	51
LTD II.....	51
Mustang and Mustang II	51
Pinto	52
Tempo	52
Thunderbird.....	52

Hyundai

Pony and Stellar	53
------------------------	----

Lincoln

Continental.....	53
Mark III, IV, V, VI and VII	54
Town Car	54
Versailles	54

Mazda

323 and GLC.....	54
616, 618, 808 and 1200	54
626.....	55
929.....	55
RX1 (R-100), RX-2, RX-3 and RX-7	55

Mercury

Bobcat	55
Capri	55



Quality Gear U-Joint Application Guide

Passenger Cars

Mercury (continued)

Comet, Cyclone, and Caliente	55
Cougar and XR7	56
Full Size-Brougham, Marquis, Marauder, Grand Marquis, Monterey, and Full Size Station Wagon	57
Monarch	57
Montego	58
Topaz	58
Zephyr	58

MG

MGB, MGB-GT, MK II, MK III, and Midget	58
MGC, and MGC/GT	58

Nissan/Datsun

200SX	58
240SX	58
240Z, 260Z, 280Z, and 280ZX	59
510	59
610	59
710	59
810, 810 Maxima	59
B110 (1200)	59

Oldsmobile

Cutlass, 442, F-85, and Vista Cruiser Wagon	59
Eighty-Eight and Custom Cruiser Wagon	60
Ninety-Eight	60
Omega	61
Starfire	61

Plymouth

Acclaim, Caravelle, Horizon, Sundance, Turismo	62
Arrow, Sapporo	62
Barracuda	62

Pontiac

6000 All Wheel Drive	62
Astre and Sunbird (Acadian See T-100)	62
Bonneville (RWD), Catalina, Executive, Grande Ville, Parisienne, Safari	63
Firebird and Trans Am	63
Grand Am	63
Grand Prix	64
GTO, Le Mans, and Tempest	64
Phoenix	64
T-1000, Acadian	64
Ventura and Ventura II	64



Quality Gear U-Joint Application Guide

Passenger Cars

Rolls Royce

All.....64

Rover

All.....64

Subaru

Brat, 180065

Brat, GL (2 Door)65

Brat, Station Wagon.....65

DL, GL, and RX.....65

Legacy65

Loyale.....65

SVX65

XT.....65

Toyota

Camry.....65

Carina.....65

Celica and Celica Supra65

Corolla66

Corona, Corona MK II66

Cressida66

Crown.....66

Starlet.....66

Supra66

Triumph

200066

Dolomite, GT-6, Spitfire, TR-7 and TR-8.....66

Volvo

122.....67

240 and 260 Series.....67

740 and 760 Series.....67

940 and 960 Series.....67

Two Wheel Drive Trucks

Buick

Rainier69

Cadillac

Escalade.....69

Chevrolet

Astro Van.....69

Avalanche 1500 - 1/2 Ton Pick Up.....69

Avalanche 2500 - 3/4 Ton Pick Up.....69

Blazer (Full Size)/Tahoe.....69



Quality Gear U-Joint Application Guide

Two Wheel Drive Trucks

Chevrolet (continued)

C10 and C1500 Series 1/2 Ton Pick Up and Suburban.....	69
C20 and C2500 Series 3/4 Ton Pick Up, Cab Chassis and Suburban	73
C30 and C3500 Series 1 Ton Pick Up and Cab Chassis.....	75
Colorado	76
El Camino	76
G10, G1500 Series and Express 1/2 Ton Van	76
G20, G2500 Series and Express 3/4 Ton Van	77
G20 and G2500 Series 3/4 Ton Step Van.....	78
G30 and G3500 Series and Express 1 Ton Van	79
G30 and G3500 Series 1 Ton Step Van and Motor Home Chassis	80
LUV	82
P10 Series - 1/2 Ton Step Van.....	82
Silverado SS - 1/2 Ton Pick Up	82
Silverado 1500 HD - 1/2 Ton Pick Up.....	82
Silverado 1500 Series - 1/2 Ton Pick Up and Suburban.....	83
Silverado 2500 HD - 3/4 Ton Pick Up	83
Silverado 3500 Series - 1 Ton Pick Up and Suburban.....	84
S-10 Blazer, Pick Up /Cab Chassis	84
SSR.....	84
Tiltmaster 40 and W4	84
Tiltmaster 50 and W5	85
Tracker	85
Trailblazer	85
3/4 Ton Pick Up and Suburban	85

Dodge

Dakota	85
Durango	85
D-50 and Ram 50	85
D100,150 & Ram 1500 1/2 Ton Pick Up.....	86
D100,150 & Ram 1500 Series 1/2 Ton Van	87
D200,250 & Ram 2500 3/4 Ton Pick Up.....	87
D200,250 & Ram 2500 3/4 Ton Van	88
D300,350 & Ram 3500 1 Ton Pick Up.....	88
D300,350 & Ram 3500 1 Ton Van.....	80
Motor Home Chassis.....	90
Ramcharger	90

Ford

Aerostar.....	90
Courier	91
E100 and E150 Series 1/2 Ton Van	91
E200 and E250 Series 3/4 Ton Van	91
E300 and E350 Series 1 Ton Van	92



Quality Gear U-Joint Application Guide
Two Wheel Drive Trucks

Ford (continued)

E Super Duty Van93
 Excursion.....94
 Expedition94
 Explorer94
 F100 and F150 Series 1/2 Ton Pick Up.....94
 F250 Series Super Duty 3/4 Ton Pick Up.....97
 F350 Series Super Duty 1 Ton Pick Up.....101
 F450 Series Super Duty Pick Up105
 F550 Series Super Duty Pick Up105
 F650 Series Super Duty Pick Up105
 F53 Motor Home and F59 Commercial Chassis.....105
 P100 & P350 Series Parcel Delivery105
 Ranchero.....106
 Ranger106

Geo

Tracker106

GMC

C15 and C1500 Series 1/2 Ton Pick Up and Suburban.....107
 C15 and C1500 Series 1/2 Ton Step Van110
 C25 and C2500 Series 3/4 Ton Pick Up, Cab Chassis and Suburban111
 C35 and C3500 Series 1 Ton Pick Up and Cab Chassis.....112
 Canyon.....113
 Caballero and Sprint.....113
 Envoy114
 G15 and G1500 Series 1/2 Ton Van (Includes Savana 1500)114
 G25 and G2500 Series 3/4 Ton Van (Includes Savana 2500)114
 G25 and G2500 Series 3/4 Ton Step Van.....116
 G35 and G3500 Series 1 Ton Van (Includes Savana 3500)116
 G35 and G3500 Series 1 Ton Step Van and Motor Home Chassis118
 Jimmy (Full Size)/Yukon and Denali.....120
 S15 Series Jimmy, Sonoma Pick Up and Cab Chassis.....120
 Safari Van.....120
 Sierra 1500 HD - 1/2 Ton Pick Up.....120
 Sierra 1500 Series 1/2 Ton Pick Up and Yukon XL1500120
 Sierra 2500 HD - 3/4 Ton Pick Up.....121
 Sierra 2500 Series - 3/4 Ton Pick Up Yukon and Yukon XL2500122
 Sierra 3500 - 1 Ton Pick Up122
 Tiltmaster 4000 and W4.....122
 Tiltmaster 5000 and W5.....122

Honda

Passport.....123



Quality Gear U-Joint Application Guide

Two Wheel Drive Trucks

Infiniti

QX4	123
QX56.....	123

International

130 and 1300 Series	123
150 and 1500 Series	123

Isuzu

Ascender	123
Amigo.....	123
Axiom.....	123
Hombre	123
i-280	123
Pick Up	124
Rodeo and Rodeo Sport	124
KS22 and NPR	124
NRR and FRR.....	124

Jeep

Cherokee, Grand Cherokee, Wagoneer and Grand Wagoneer (WK, WJ, ZJ, SJ) (Full Size)	124
Cherokee and Wagoneer (XJ) (Compact Size)	125
Liberty	125
Wrangler (TJ, YJ, CJ).....	125

Lincoln

Aviator	125
Blackwood	125
Mark LT.....	125
Navigator	125

Mazda

Navajo	126
Pick Up.....	126

Mercury

Mountaineer	126
-------------------	-----

Nissan

Armada	127
Frontier	127
Pathfinder (exc. Armada).....	127
Pick Up (exc. Titan).....	127
Titan	127

Oldsmobile

Bravada	127
---------------	-----

Plymouth

Trailduster.....	127
------------------	-----



Quality Gear U-Joint Application Guide

Two Wheel Drive Trucks

Toyota

4 Runner	128
Pick Up (Except Tacoma, Tundra & T100)	128
Previa	128
Sequoia	128
Sienna	128
T100	128
Tacoma.....	129
Tundra	129
Van	129

Four Wheel Drive Trucks

Acura

SLX.....	131
----------	-----

Buick

Rainier	131
---------------	-----

Cadillac

Escalade.....	131
---------------	-----

Chevrolet

Astro Van.....	131
Avalanche 1500	131
Avalanche 2500 - 3/4 Ton Pick Up.....	131
Blazer (Full Size)/Tahoe.....	131
Colorado	132
Express 1500 - 1/2 Ton Van	132
Express 2500 - 3/4 Ton Van	132
K10 and K1500 Series 1/2 Ton Pick Up and Suburban.....	133
K20 and K2500 Series 3/4 Ton Pick Up and Suburban.....	134
K30 and K3500 Series 1 Ton Pick Up and Cab Chassis	136
LUV	137
S10 Blazer and Pick Up.....	137
Silverado 1500 - 1/2 Ton Pick Up and Suburban	138
Silverado 1500 HD - 1/2 Ton Pick Up	139
Silverado 2500 - 3/4 Ton Pick Up.....	139
Silverado 2500 HD - 3/4 Ton Pick Up	139
Silverado 3500 - 1 Ton Pick Up and Cab Chassis	140
Silverado SS - 1/2 Ton Pick Up	141
Suburban1500 - 1/2 Ton Suburban	141
Suburban2500 - 3/4 Ton Suburban	141
Tracker	141
TrailBlazer	141

Quality Gear U-Joint Application Guide
Four Wheel Drive Trucks

Dodge

Colt Vista 4x4	141
Dakota	141
Durango	142
Raider	142
Ram 50	142
Ramcharger	142
Ram - 1/2 Ton Pick Up	143
Ram - 3/4 Ton Pick Up	145
1 Ton Ram Pick Up	148

Ford

Aerostar (All Wheel Drive)	151
Bronco	151
Bronco II	153
Escape	154
Excursion	154
Expedition	154
Explorer (includes Sport Trac)	154
F-100 and F-150 Series 1/2 Ton Pick Up	155
F-250 Series 3/4 Ton Pick Up	159
F-350 Series 1 Ton Pick Up (includes Super Duty)	164
F-450 Super Duty Pick Up	167
F-550 Super Duty Pick Up	167
Ranger	168

Geo

Tracker	169
---------------	-----

GMC

Canyon	169
Envoy	169
Jimmy (Full Size)/Yukon and Denali	170
K15 and K1500 Series - 1/2 Ton Pick Up and Suburban	170
K25 and K2500 Series - 3/4 Ton Pick Up and Suburban	172
K35 and K3500 Series 1 Ton Pick Up and Cab Chassis	174
S-15 Series Jimmy, Sonoma and Pick Up	175
Safari Van	175
Savana 1500 - 1/2 Ton Van	176
Savana 2500 - 3/4 Ton Van	176
Sierra - 1/2 Ton Pick Up and Denali	176
Sierra 1500 HD - 1/2 Ton Pick Up	177
Sierra 2500 - 3/4 Ton Pick Up	177
Sierra 2500 HD - 3/4 Ton Pick Up	177
Sierra 3500 - 1 Ton Pick Up and Cab Chassis	178
Yukon XL - 1/2 Ton and Denali XL1500	179
Yukon XL 2500 - 3/4 Ton	179



Quality Gear U-Joint Application Guide
Four Wheel Drive Trucks

Honda	
Passport.....	179
Hummer	
H2	179
H3	179
Infiniti	
QX4	179
QX56.....	180
Isuzu	
Ascender.....	180
Amigo.....	180
Axiom.....	180
I-350	180
Pick Up.....	180
Rodeo and Rodeo Sport	181
Trooper & Trooper II.....	181
VehiCROSS	181
Jeep	
Cherokee, Grand Cherokee, Wagoneer and Grand Wagoneer (WK, WJ, ZJ, SJ) (Full Size).....	181
Cherokee and Wagoneer (XJ) (Compact Size)	183
Comanche	183
Commando and Jeepster	183
Gladiator	184
J-10 and J-20	184
Liberty (KJ).....	184
Wrangler, Rubicon and Scrambler (TJ, YJ, CJ)	184
Land Rover	
Range Rover.....	186
Lexus	
GX470.....	186
LX450	186
LX470	186
LX490	186
Lincoln	
Aviator	186
Mark LT.....	186
Navigator	187
Mazda	
MPV.....	187
Navajo	187
Pick up.....	187

Quality Gear U-Joint Application Guide

Four Wheel Drive Trucks

Mercury

Mariner	187
Mountaineer	188

Mitsubishi

Montero.....	188
Montero Sport.....	188
Outlander.....	188
Pick Up.....	188
Raider.....	188

Nissan

Frontier	188
Pathfinder.....	189
Pick Up.....	189
Titan & Armada.....	189

Oldsmobile

Bravada	190
---------------	-----

Plymouth

Pick Up.....	190
Trail Duster.....	190

Saab

9-7x.....	191
-----------	-----

Suzuki

Samurai	191
Sidekick and Vitara.....	191

Toyota

4Runner.....	192
Landcruiser.....	192
Pick Up (Except Tacoma, Tundra & T-100).....	192
Previa	193
Sequoia	193
Sienna	193
T100	193
Tacoma.....	193
Tundra	193

Appendix

Appendix A - Standard to Bearing Lube Universal Joint Conversion.....	195
Appendix B - Bearing Strap Kit Dimensional Size Listing.....	196
Appendix C - U-Bolt Dimensional Size Listing.....	196
Appendix D - Constant Velocity Universal Joints and Ball Seal Kits	197
Appendix E - CV Centering Yokes.....	198
Appendix F - Figure Z (corvair)	198

Driveline Product Glossary

Companion Flange – A fixed flange member that attaches a driveshaft to another drivetrain component.

End Yoke – A splined or round bore member that attaches a driveshaft to another drivetrain component. U-bolt and strap type end yokes are commonly found in truck, passenger car and PTO applications. Full and half round bearing and wing bearing styles are typically used in heavy duty and off-highway applications.

Flange Yoke – A circular or rectangular flange that attaches a driveshaft to a companion flange.

Inside Snap Ring/C-clip – Fits into a groove machined in the bearing cup on the side closest to the grease seal. When installed, the clip rests against the machined inside portion of the yoke.

Midship Shaft – Consists of spline teeth, a pilot for a center bearing and a piloting hub that attaches to the tube of a coupling shaft.

Outside Snap Ring – Fits into a groove machined in the outer end of the yoke. The end of the bearing cup for this style is machined flat to accommodate the snap ring.

Round Bearing – A type of bearing cup with needle rollers generally held in place by a seal guard. “Round” refers to the shape of the outer diameter of the cup commonly used in cross and bearing kits for Cardan universal joints.

Slip Yoke – Allows for axial (backward and forward) movement of the driveshaft caused by axle articulation.

Splined Tube Shaft – Consists of spline teeth and a piloting hub that attaches to driveshaft tubing.

Steady Bearing (Pillow Block) – Supports the weight of the driveshaft and overcomes forces produced by torque in driveshaft configurations with three or more universal joints.

Ultra Seal – An internally sealed universal joint that ensures the lubrication is retained in the bearing cap to minimize brinelling (grooves from needle rollers marking and burning into the trunnion) and promote extended driveline life.

Driveline Product Glossary (continued)

Weld Yoke – A yoke that is permanently welded to the end of a driveshaft for attachment to a tube or spline sleeve.

Wing Bearing – A type of bearing cup that has two flanges consisting of drilled or threaded holes for mounting a cross and bearing kit. Wing bearing u-joints come in different configurations of high and low wing along with drilled and threaded holes.

- Low wing – thickness or profile of the wing is thin or “low”
- High wing – thickness or profile of the wing is thick or “high”
- Drilled – hole is drilled through the length of the wing to allow the bolt to pass through the cap and thread into the mating yoke
- Threaded – hole is threaded through the length of the wing to allow the bolt to thread into the cap

Yoke Shaft – A slip member yoke with a male machined spline used for axial movement.

Zerk/Grease Fitting – A valve situated on the shoulder of a journal cross or slip spline that allows for the penetration of grease/lubricant.

Upgrade to
GENUINE
QUALITY GEAR
www.qualitygear.com




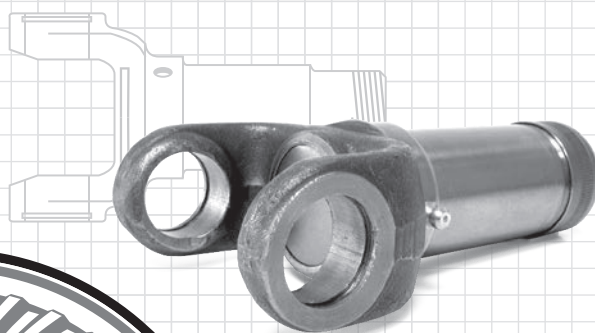

QUALITY GEAR[®]

**TRUST QUALITY GEAR
TOUGHER. STRONGER. BETTER.**

Call Us Toll Free
1-888-452-7979



Quality Gear Driveline Parts Specifications



Universal Joints

Yokes

Tube Shafts

Yoke Shafts

Steady Bearings

Miscellaneous



Notes

Universal Joints

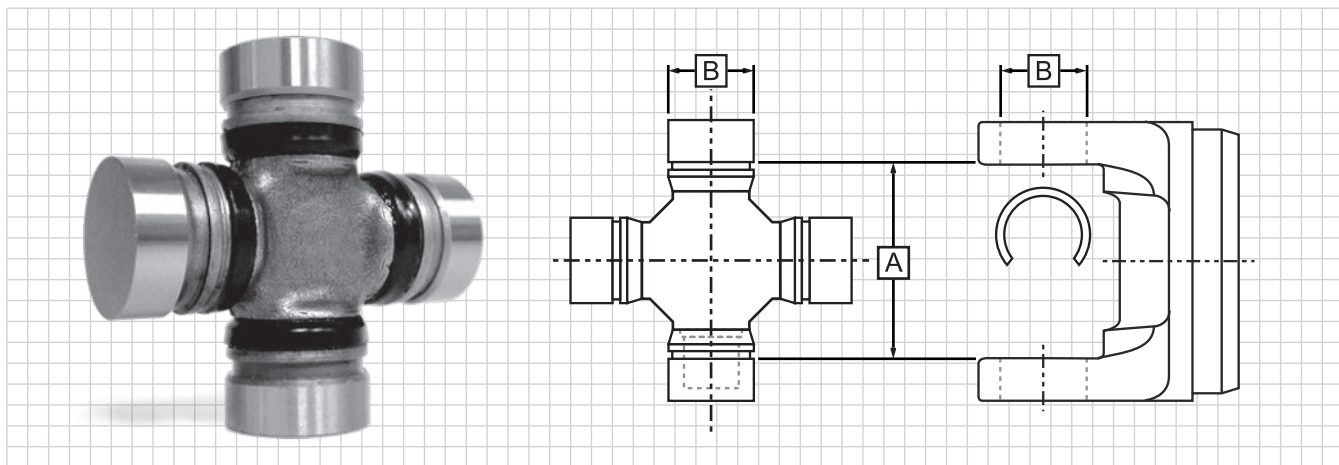
Yokes

Tube Shafts

Yoke Shafts

Steady Bearings

Miscellaneous



Inside Snap Ring Style Replacement Kits

A Snap Ring Dimension	B Bearing Diameter	Series	Part No.
1.453	0.969	L6N	5-92QG
1.480	0.886	OE	5-1514QG
1.496	0.788	OE	5-1500QG
1.500	0.938	1000-SG	5-103QG (2)
1.500	0.938	1000	5-170QG
1.635	1.063	1210-WJ	5-456QG
1.718	1.000	1100	5-105QG
1.723	0.985	OE	5-1504QG
1.734	0.985	OE	5-1501QG
1.828	1.063	1140-AG	5-242QG
1.848	1.024	OE	5-1502QG
1.990	1.044	OE	5-1513QG
2.000	1.231	5160	5-1300QG
2.047	1.142	OE	5-1510QG
2.047	1.142	OE	5-1510-1QG (1)
2.089	1.143	OE	5-1515QG
2.125	1.078	7260	5-1306QG
2.125	1.078	7260	5-1306-1QG (1)
2.125	1.124	OE	5-1520QG
2.188	1.063	1310-WJ	5-74QG (3)
2.188	1.188	1310-WJ	5-297QG
2.188	1.188	1310-WJ	5-297-1QG (1)
2.188	1.063	1310-WJ	5-260QG
2.188	1.063	1310-WJ	5-260-1QG (1)
2.200	1.025	OE	5-1508QG
2.208	1.102	OE	5-1505QG

Universal Joints

Yokes

Tube Shafts

Yoke Shafts

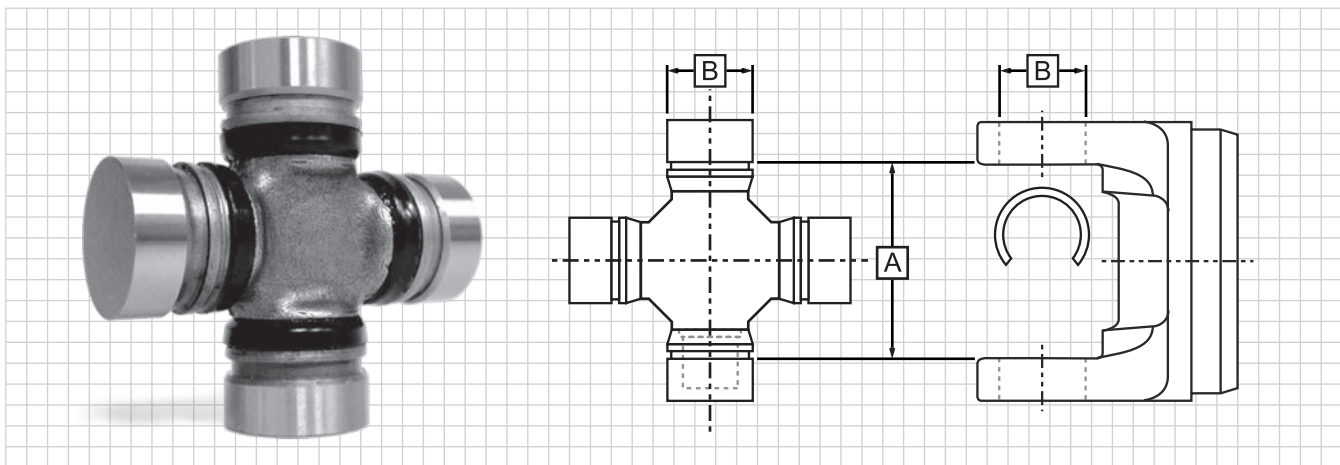
Steady Bearings

Miscellaneous



Universal Joints

Yokes



Inside Snap Ring Style Replacement Kits (continued)

Tube Shafts

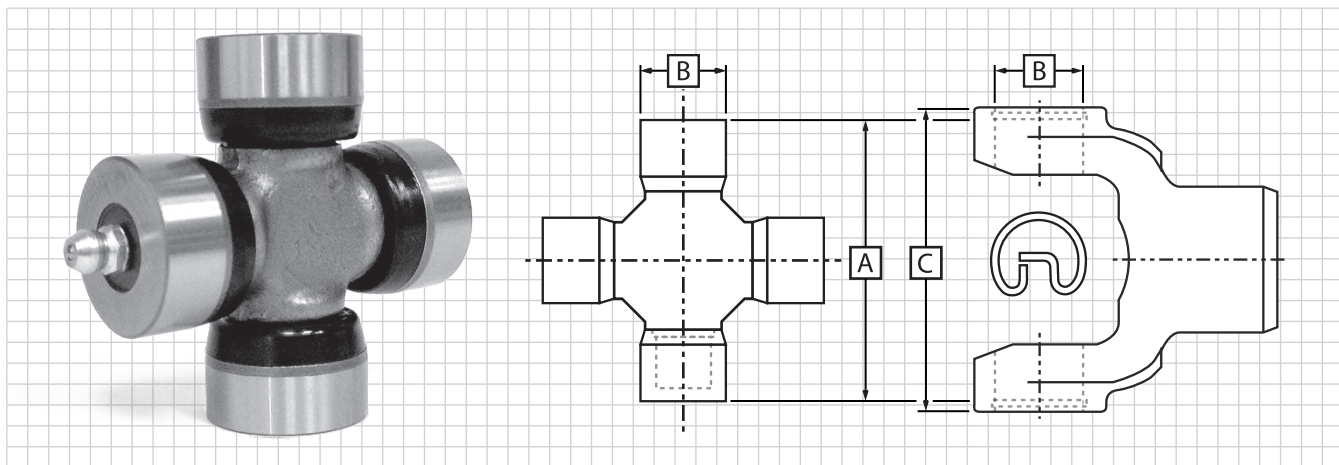
Yoke Shafts

Steady Bearings

Miscellaneous

A Snap Ring Dimension	B Bearing Diameter	Series	Part No.
2.321	1.102	OE	5-1507QG
2.343	1.000	2R	5-2011QG
2.343	1.000	2RL	5-2173QG
2.343	1.125	2RL	5-2173QG
2.343	1.063	1310	5-350QG
2.343	1.063	S55	5-1200QG
2.453	1.497	OE	5-1506QG
2.520	1.260	OE	5-1511QG
2.563	1.188	1350	5-1205QG
2.625	1.126	7290	5-1309QG
2.767	1.063	1330	5-1203QG
2.781	1.310	44R	5-431QG
3.000	1.231	5380	5-1301QG
3.000	1.375	1480-WJ	5-332QG
3.118	1.188	1410	5-1206QG
3.244	1.125	4R	5-4015QG

(1) Lube fitting in bearing cap
 (2) 1000 series U-Joint special for steering applications
 (3) Kit less seals - used with Spicer closed axles



Outside Snap Ring Style Replacement Kits

A Snap Ring Dimension	B Bearing Diameter	C Yoke Dimension	Series	Part No.
2.237	0.788	N/A	OE	5-1500QG
2.237	0.788	N/A	OE	5-1500-1QG
2.411	0.938	2.656	1100	5-111QG
2.438	1.063	2.688	1210	5-443QG
2.498	0.985	N/A	OE	5-1503QG
2.626	1.126	2.875	1240-AG	5-129QG
2.906	0.875	2.875	1FR-AG	5-264QG
2.935	1.063	3.188	1300	5-4QG
3.030	0.984	N/A	OE	5-1516QG
3.063	1.123	N/A	OE	5-1509QG
3.207	1.251	3.484	1340-AG	5-243QG
3.218	1.063	3.469	1310	5-153QG
3.218	1.063	3.469	1310	5-1200QG
3.218	1.063	3.469	1310-CV	5-433-1QG (1)
3.218	1.063	3.469	1310	5-467QG (2)
3.622	1.063	3.875	1330	5-213QG
3.622	1.188	3.875	1350	5-178QG
3.622	1.188	3.875	447U	5-447QG
3.622	1.188	3.875	1350-WJ	5-86QG (3)
3.622	1.063	3.374	1330	5-791QG (2)
4.188	1.375	4.438	1480	5-188QG
4.188	1.188	4.438	1410	5-160QG
4.312	1.531	4.625	55N	5-432QG
4.964	1.375	5.250	1550	5-155QG
5.594	1.623	5.969	1650	5-165QG
8.092	2.155	8.688	1880	5-185QG

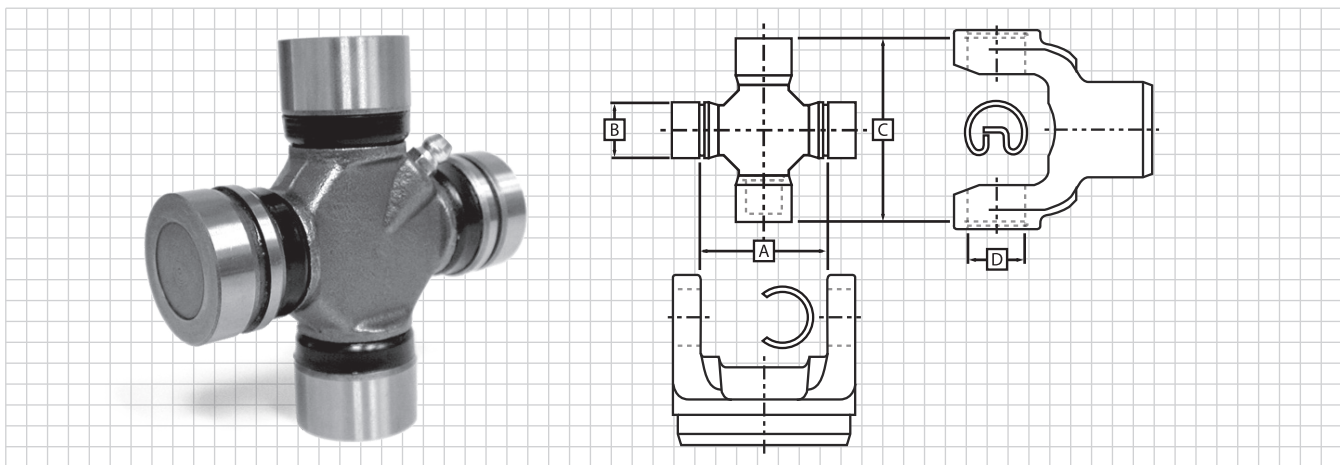
(1) Lube fitting in bearing cap
 (2) For use with aluminum driveshafts
 (3) Kit less seals - Used with Spicer closed axles

- Universal Joints
- Yokes
- Tube Shafts
- Yoke Shafts
- Steady Bearings
- Miscellaneous



Universal Joints

Yokes



Inside and Outside Snap Ring Style Replacement Kits

Tube Shafts

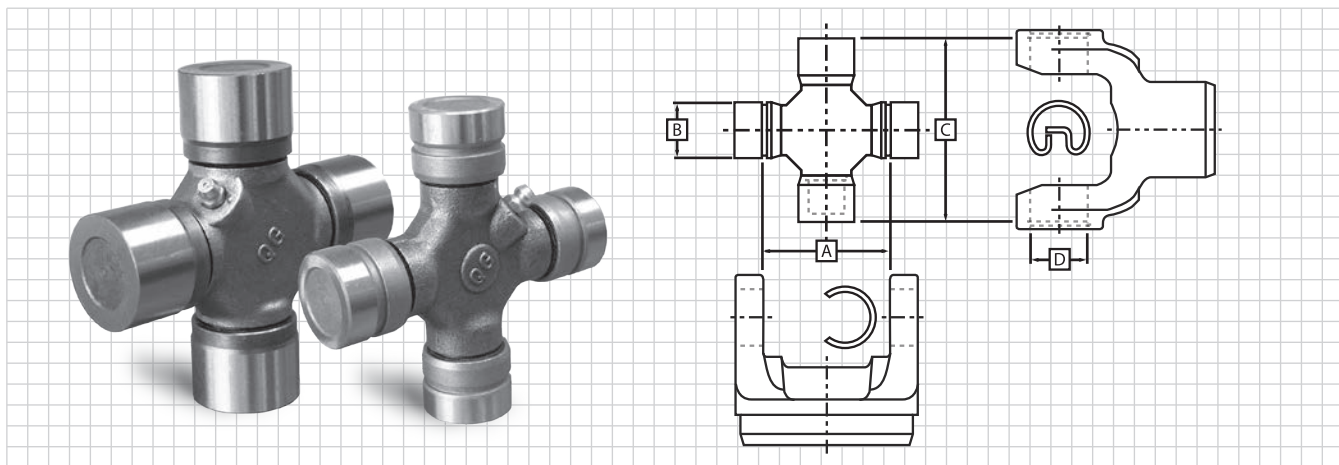
Yoke Shafts

Steady Bearings

Miscellaneous

A Inside Snap Ring Dimension	B Inside Snap Ring Bearing Diameter	C Outside Snap Ring Bearing Dimension	D Outside Snap Ring Bearing Diameter	Part No.
1.496	0.788	2.237	0.778	5-1500QG
1.496	0.788	2.237	0.778	5-1500-1QG (1)
2.121	1.078	3.217	1.063	5-353QG (2)
2.343	1.000	3.218	1.063	5-2140QG
2.362	1.063	3.218	1.063	5-1200QG
2.362	1.125	3.218	1.063	5-354QG (2)
2.625	1.125	3.218	1.063	5-354QG (2)
2.362	1.125	3.218	1.063	5-1201QG (3)
2.362	1.125	3.218	1.063	5-3022QG (2)
2.563	1.125	3.218	1.063	5-3022QG (2)
2.563	1.125	3.624	1.063	5-621QG (2)
2.563	1.125	3.625	1.125	5-1312QG (2)
2.563	1.125	3.625	1.188	5-3547QG (2)
2.562	1.188	3.625	1.188	5-1205QG
2.625	1.126	3.625	1.063	5-355QG (2)
2.767	1.126	3.625	1.063	5-355QG (2)
2.750	1.063	3.622	1.188	5-648QG
2.767	1.063	3.625	1.063	5-1203QG
2.767	1.063	3.625	1.125	5-1204QG (4)
2.767	1.125	3.625	1.188	5-1313QG
3.000	1.231	4.186	1.188	5-357QG (2)
3.118	1.188	4.188	1.188	5-1206QG

(1) Special with lube fitting
 (2) Conversion kit
 (3) 1310/Ford special kit
 (4) 1330/Ford special kit



UltraSeal Inside/Outside Snap Ring Style Replacement Kits

A	B	C	D	Yoke Diameter	Series	Part No.
Inside Snap Ring Dimension	Inside Snap Ring Bearing Diameter	Outside Snap Ring Bearing Dimension	Outside Snap Ring Bearing Diameter			
2.767	1.063	3.625	1.063	-	1330	5-1203USQG
2.562	1.125	-	-	-	3R	5-3147USQG
1.500	0.938	-	-	-	1000	5-170USQG
-	-	3.218	1.063	3.469	1310	5-153USQG
-	-	3.622	1.188	3.875	1350	5-178USQG
-	-	4.188	1.375	4.438	1480	5-188USQG
-	-	3.622	1.063	3.875	1330	5-213USQG
-	-	3.207	1.251	3.484	1340-AG	5-243USQG
-	-	4.188	1.188	4.438	1410	5-160USQG

ULTRA
Seal
**INTERNALLY SEALED
 UNIVERSAL JOINT**

Universal Joints

Yokes

Tube Shafts

Yoke Shafts

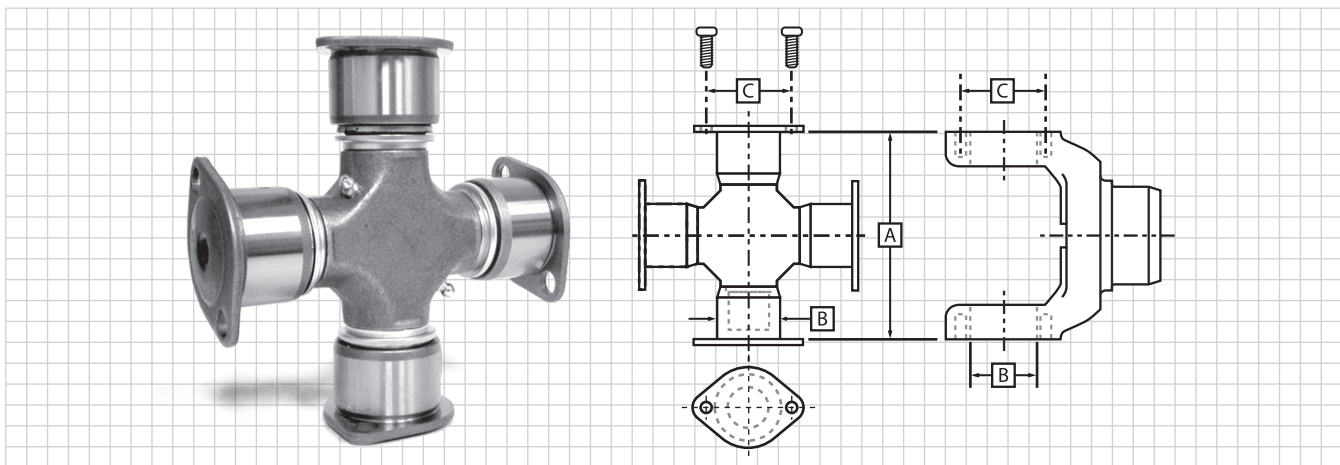
Steady Bearings

Miscellaneous



Universal Joints

Yokes



Bearing Plate Style Replacement Kits

Tube Shafts

Yoke Shafts

A	B	C		
Yoke Dimension	Bearing Diameter	Centerline to Centerline Bearing Bolt Hole	Series	Part No.
4.566	1.562	1.995	1500	5-115QG
5.312	1.875	2.308	1610	5-279QG
6.094	1.937	2.432	1710	5-280QG
6.594	2.322	2.812	1800	5-124QG
7.000	1.937	2.432	1760	5-407QG
7.547	1.937	2.432	1810	5-281QG
8.094	2.186	2.812	1880	5-308QG
8.781	2.812	2.625	1900	5-54QG

Steady Bearings

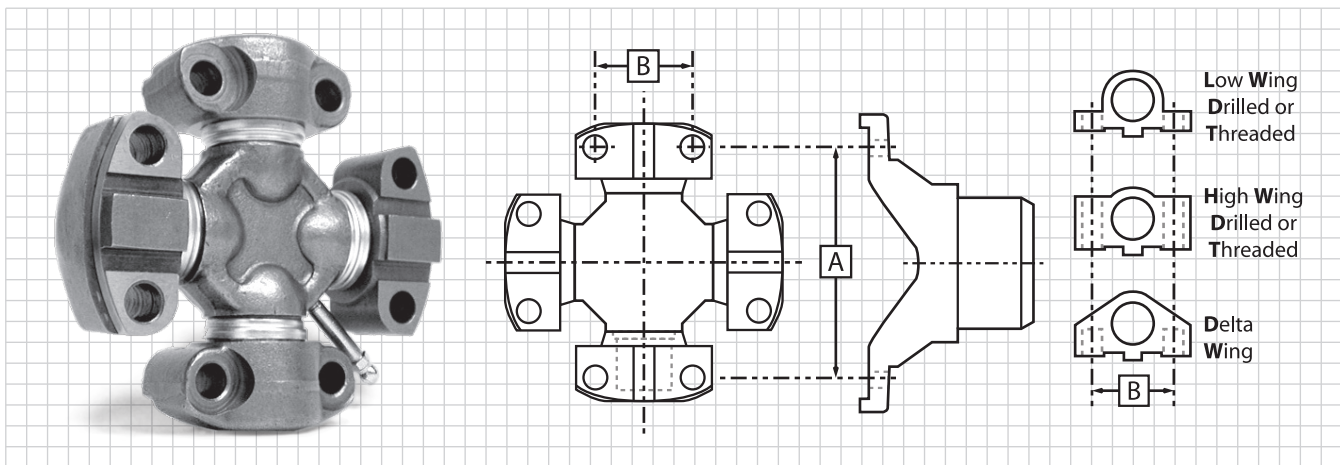
Miscellaneous

Notes



Universal Joints

Yokes



Wing Bearing Style Replacement Kits

Tube Shafts

Yoke Shafts

Steady Bearings

Miscellaneous

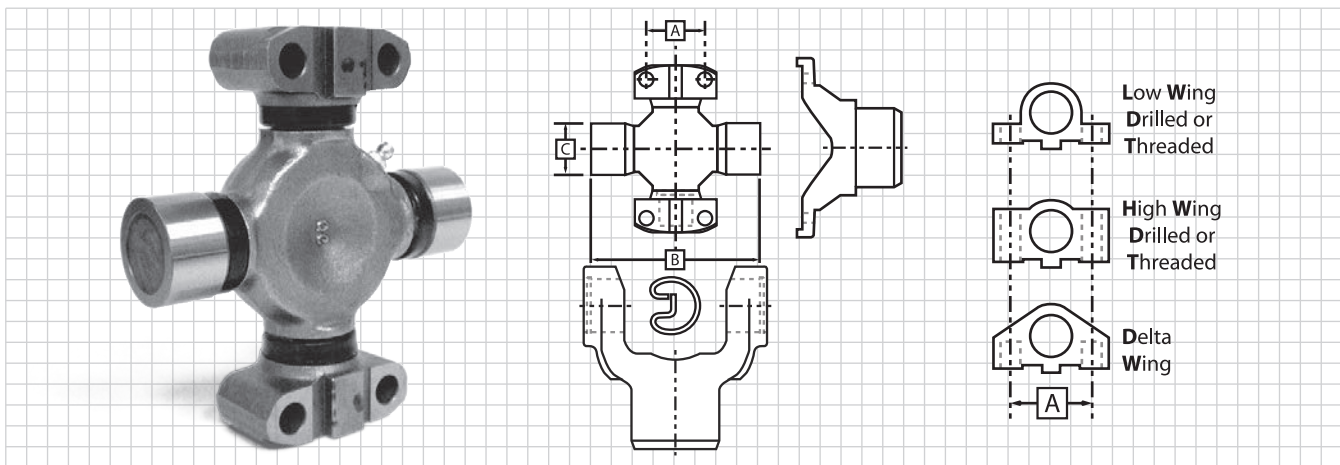
A Centerline to Centerline Bolt Holes Opposite Caps	B Centerline to Centerline Bearing Bolt Hole	Bearing Wing Type	Series	Part No.
2.340	1.312	4 (LWT)	2C	5-2002QG
2.340	1.312	2 (LWD) / 2 (LWT)	2C	5-2116QG
2.750	1.437	4 (LWT)	3C	5-3000QG
3.440	1.437	4 (LWT)	4C	5-4002QG
3.440	1.437	2 (HWD) / 2 (LWT)	4C	5-4140QG
3.440	1.437	4 (HWD)	4C	5-4143QG
3.500	1.687	4 (LWT)	5C	5-5000QG
3.500	1.687	2 (LWD) / 2 (LWT)	5C	5-5121QG
3.500	1.687	4 (HWD)	5C	5-5177QG
4.270	1.937	4 (LWT)	58WB	5-5801QG
4.270	1.937	2 (LWT) / 2 (HWD)	58WB	5-5802QG
4.270	1.937	4 (HWD)	58WB	5-5800QG
4.500	1.688	4 (LWT)	6C/62N	5-6000QG
4.500	1.688	4 (HWD)	6C/62N	5-6106QG
4.500	1.688	4 (LWT)	6C/62N	5-6108QG
4.500/4.620	1.688/1.938	4 (LWT)	7C/72N/6C/72N	5-6108QG (1)
4.500/4.620	1.688/1.938	2 (LWT)	7C/72N/6C/62N	5-6109QG (1)
4.500	1.688	2 (LWT) / 2 (HWD)	6C/62N	5-6102QG
4.620	1.938	2 (HWD)	7C/72N	5-6109QG
4.620	1.938	4 (HWD)	7C/72N	5-7105QG
4.620	1.938	2 (LWT) / 2 (HWD)	7C/72N	5-7202QG
4.620	1.938	4 (LWT)	7C/72N	5-7000QG
6.880	1.938	4 (HWD)	8C/82N	5-8105QG
6.880	1.938	4 (LWT)	8C/82N	5-8200QG
6.880	1.938	2 (LWT) / 2 (HWD)	8C/82N	5-8202QG
6.620	2.812	4 (HWT)	9C/92N	5-9000QG
6.620	2.812	4 (HWD)	9C/92N	5-9001QG
6.620	2.812	2 (HWT) 2 (HWD)	9C/92N	5-9002QG

(1) Conversion kit



Universal Joints

Yokes



Outside Snap Ring & Wing Bearing Style Replacement Kits

Tube Shafts

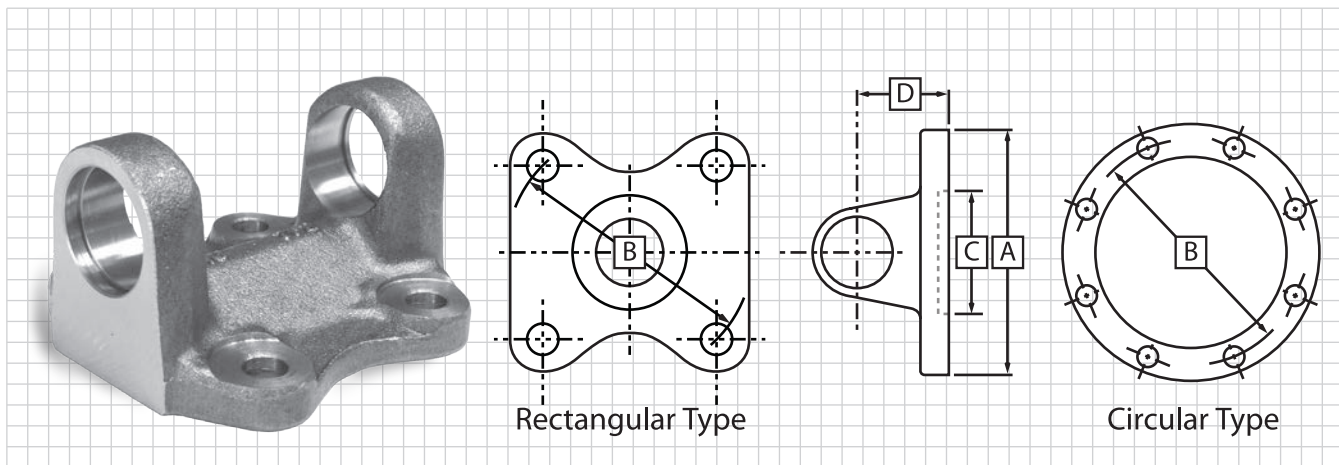
Yoke Shafts

A Centerline to Centerline Bearing Bolt Hole	B Snap Ring Dimension	C Bearing Diameter	Wing & Round Bearing Type	Series	Spicer	Part No.
1.312	3.216	1.063	2 (LWT) / 2 ROUND	2C	1280	5-291QG
1.438	3.219	1.063	2 (DW) / 2 ROUND	3C	1310	5-356QG
1.437	4.188	1.188	2 (HWD) / 2 ROUND	4C	1410	5-345QG
1.437	4.188	1.188	2 (LWD) / 2 ROUND	4C	1410	5-346QG
1.687	4.182	1.375	2 (HWD) / 2 ROUND	5C	1480	5-347QG
1.687	4.182	1.375	2 (LWT) / 2 ROUND	5C	1480	5-348QG
1.937	4.969	1.375	2 (HWD) / 2 ROUND	58WB	1550	5-328QG
1.938	4.969	1.375	2 (LWD) / 2 ROUND	58WB	1550	5-329QG
1.687	4.969	1.375	2 (LWT) / 2 ROUND	6C/62N	1550	5-220QG
1.688	4.969	1.375	2 (HWD) / 2 ROUND	6C/62N	1550	5-221QG
1.937	5.594	1.624	2 (HWD) / 2 ROUND	7C/72N	1650	5-330QG
1.937	5.594	1.624	2 (LWT) / 2 ROUND	7C/72N	1650	5-331QG
2.812	8.094	2.185	2 (HWD) / 2 ROUND	9C/92N	1850	5-186QG

Steady Bearings

Miscellaneous

Notes



Flange Yokes

Series	A Flange or Swing Diameter	B Bolt Circle Diameter	Bolt Hole Diameter	C Pilot Diameter M=Male F=Female	Joint Angle	D Flange Face to Centerline	Part No.	Bolt Holes
1000	3.375	2.750	0.312	2.250M	-	1.562	10-2-29QG	4
1100	3.375	2.750	0.312	2.250M	18	1.188	1-2-39QG	4
1310	3.875	3.125	0.375	2.375M	20	1.375	2-2-329QG	4
1310	4.625	3.750	0.438	2.750M	20	1.375	2-2-479QG	4
1310	4.500	3.500	0.500	2.000F	-	1.650	2-2-939QG	4
1350	4.625	3.750	0.438	2.750M	20	1.562	3-2-119QG	4
1410	4.625	3.750	0.438	2.750M	22	1.688	3-2-159QG	4
1410	5.875	4.750	0.500	3.750M	30	2.000	3-2-429QG	4
1480	5.750	4.750	0.500	3.750M	20	2.000	3-2-479QG	4
1550	5.774	4.750	0.512	3.750M	22	2.000	4-2-669QG	4
1610	6.875	6.125	0.375	6.625M	22	2.750	5-2-279QG	8
1710	8.000	7.250	0.375	7.750M	22	3.000	6-2-749QG	8
1710	8.000	7.250	0.438	7.750M	22	3.000	6-2-739QG	8
1710	8.000	7.250	0.438	7.750M	22	3.000	6-2-779QG	12
1760	8.000	7.250	0.438	7.750M	30	3.375	6.3-2-19QG	12
1810	8.000	7.250	0.438	7.750M	30	3.375	6.5-2-329QG	12

Notes

Universal Joints

Yokes

Tube Shafts

Yoke Shafts

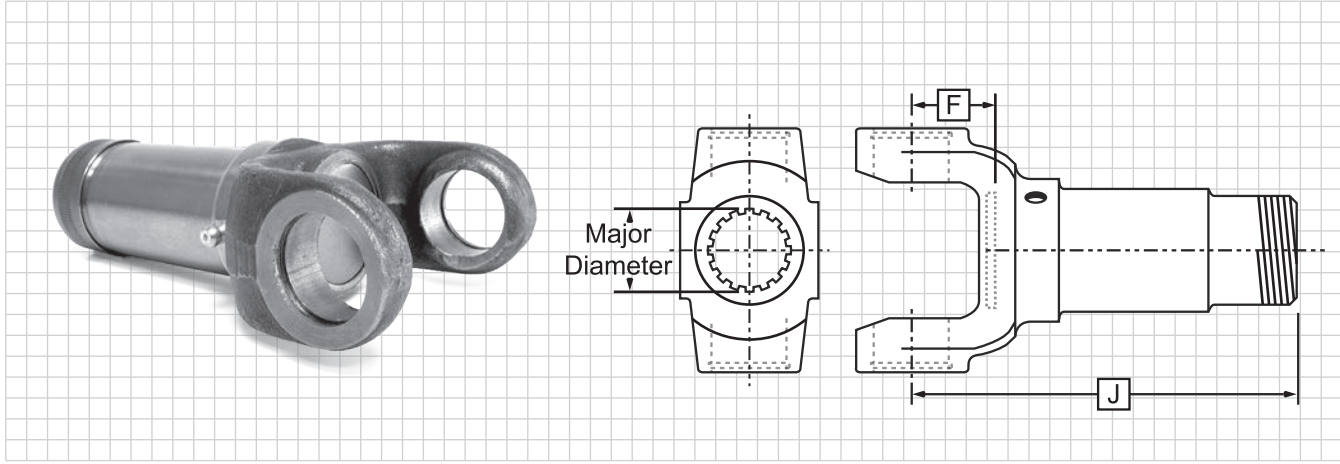
Steady Bearings

Miscellaneous



Universal Joints

Yokes



Slip Yoke Assemblies Light Duty & Medium Duty Driveshaft Style

Tube Shafts

Yoke Shafts

Steady Bearings

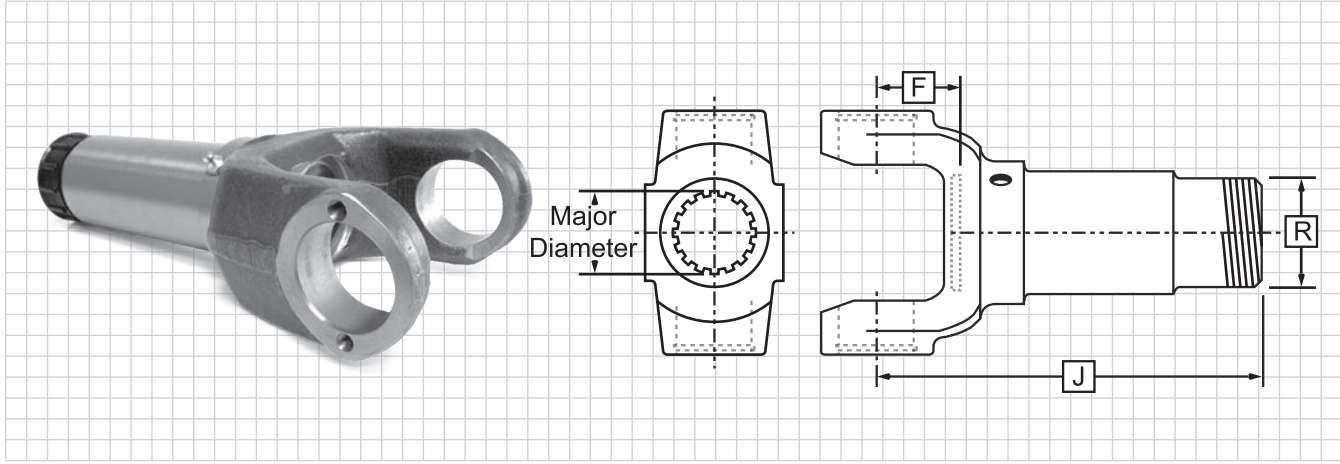
Miscellaneous

Series	No. of Splines	Splined Hole Major Diameter	J C/L to End of Spline	Joint Angle	F C/L to Face of Washer	Lube Fitting	Dust Cap & Washer Kit	Slip Yoke Plug Number	Style	Part No.
1100	16	1.062	4.312	30	0.938	500174-1	D1A	1-68-14	SR	1-3-18KXQG
1310	16	1.250	6.562	30	1.438	500174-1	D2K	2-68-23	SR	2-3-4441KXQG
1310	16	1.375	5.375	15	1.000	500174-1	D2C	2-68-23	SR	2-3-128KXQG
1310	16	1.375	6.750	17	0.875	500174-1	D2M	3-68-23	SR	2-3-1931KXQG
1310	16	1.375	6.000	20	1.062	500174-1	D2C	2-68-143	SR	2-3-4951KXQG
1310	16	1.375	6.875	30	1.500	500174-1	D2C	3-68-23	SR	2-3-5221KXQG
1310	16	1.375	7.875	-	1.500	500174-1	-	3-68-23	SR	2-3-5821KXQG
1310	16	1.375	6.812	30	1.500	500174-1	211121	2-68-143	SR	2-3-8001KXQG
1330	16	1.375	6.000	15	1.000	500174-1	D3E	3-68-23	SR	2-3-4681KXQG
1330	16	1.375	7.500	17	1.000	500174-1	D2M	3-68-23	SR	2-3-7481KXQG
1330	16	1.375	7.500	35	1.000	500174-1	211121	3-68-23	SR	2-3-8041KXQG
1330	15/16	1.375	6.625	35	1.000	500174-1	211121	3-68-23	SR	2-3-7681KXQG
1350	16	1.375	5.812	20	1.188	500174-1	D3G	3-68-33	SR	3-3-1501KXQG
1350	31/32	1.377	6.625	20	1.188	500174-1	D3F	3-68-33	SR	3-3-2471KXQG
1350	16	1.500	6.719	20	1.188	500174-1	D3A	3-68-33	SR	3-3-1561KXQG
1350	16	1.500	10.625	30	1.750	500174-1	N3-86-28	3-68-163	SR	3-3-1670QG
1350	16	1.500	3.938	20	1.190	500174-1	D3A	3-68-33	SR	3-3-388KXQG
1350	16	1.500	5.812	20	1.312	500174-1	D3A	3-68-33	SR	3-3-598KXQG
1350	15/16	1.500	7.310	-	1.188	500174-1	211158X	3-68-33	SR	3-3-5921KXQG
1410	16	1.375	5.812	20	1.156	500174-1	D3G	3-68-33	SR	3-3-1481KXQG
1410	16	1.500	6.500	55	1.156	500174-1	D3A	3-68-33	SR	3-3-118KXQG
1410	16	1.500	5.025	20	1.156	500174-1	D3K	3-68-33	SR	3-3-2041KXQG
1410	16	1.500	3.906	20	1.156	500174-1	D3A	3-68-33	SR	3-3-468KXQG
1410	16	1.500	7.812	28	1.344	500174-1	D3A	3-68-33	SR	3-3-508KXQG
1410	16	1.562	6.812	21	1.312	500174-1	D3H	3-68-163	SR	3-3-1701KXQG
1480	16	1.562	6.812	21	1.312	500174-1	D3H	3-68-163	SR	3-3-1601KXQG
1480	16	1.562	9.500	35	2.000	500174-1	D3H	3-68-163	SR	3-3-1641KXQG
1480	10	2.250	3.719	80	1.188	500174-1	D3D	3-68-93	SR	3-3-1621KXQG
1550	16	1.750	6.875	22	1.875	500168-2	D4K	4-68-143	SR	4-3-1241KXQG
1550	16	2.500	3.500	80	1.125	500168-2	D4L	4-68-74	SR	4-3-1261KXQG
7260	16	1.375	6.812	22	1.500	500174-1	211121X	2-68-143	ISR	2-3-10621KXQG



Universal Joints

Yokes



Slip Yoke Assemblies Heavy Duty Driveshaft Style

Tube Shafts

Yoke Shafts

Series	No. of Splines	Splined Hole Major Diameter	J C/L to End of Spline	Joint Angle	F C/L to Face of Washer	Lube Fitting	Dust Cap & Washer Kit	Slip Yoke Plug Number	Style	Part No.
1610	16	2.0	10.812	35	3.188	500168-2	5-86-68	5-68-164	BP	5-3-2261KXQG
1610	16	2.0	11.938	45	3.688	500168-2	5-86-68	5-68-164	BP	5-3-2141KXQG
1710	16	2.5	7.469	30	1.719	500168-2	6.3-86-18	6-68-74	BP	6-3-2741KXQG
1710	16	2.5	9.594	22	1.719	500168-2	6.3-86-18	6-68-74	BP	6-3-2671KXQG
1710	16	2.5	11.688	30	2.438	500168-2	6.3-86-18	6-68-74	BP	6-3-2651KXQG
1710	16	2.5	12.719	45	3.219	500168-2	6.3-86-18	6-68-64	BP	6-3-3441KXQG
1760	16	2.5	9.25	30	2.922	500168-2	6.3-86-18	6.3-68-14	BP	6.3-3-41KXQG
1760	16	2.5	11.156	30	2.469	500168-2	6.3-86-18	6.5-68-64	BP	6.3-3-21KXQG
1810	16	3.0	8.938	30	1.562	500168-2	6.5-86-38	6.5-68-74	BP	6.5-3-1431KXQG
1810	16	3.0	10.25	30	2.375	500168-2	6.5-86-38	8-68-13	BP	6.5-3-1351KXQG
1810	16	3.0	11.875	30	2.375	500168-2	6.5-86-38	8-68-13	BP	6.5-3-1371KXQG

Notes

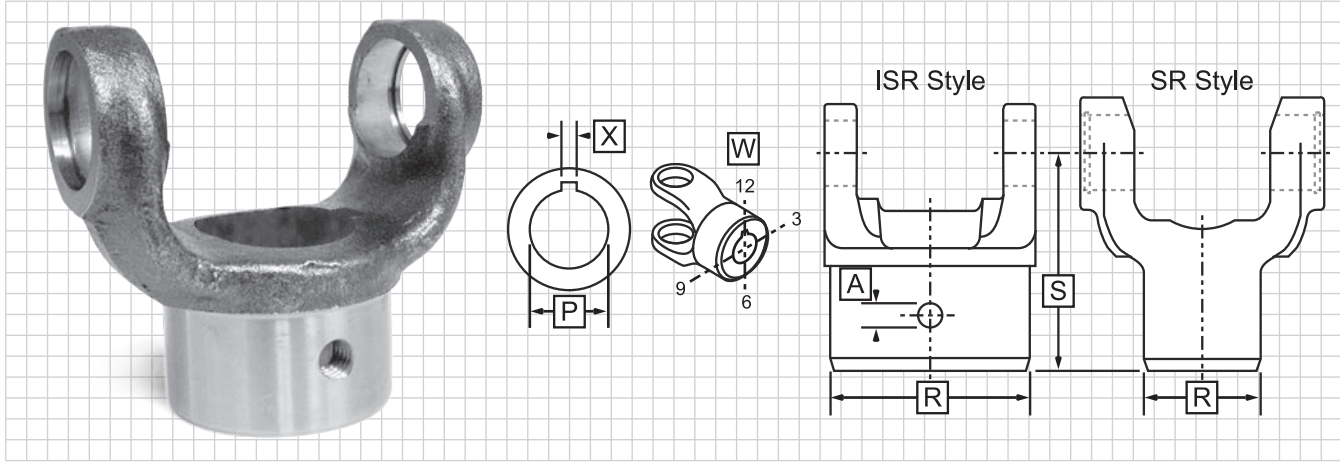
Steady Bearings

Miscellaneous



Universal Joints

Yokes



Straight Round Hole End Yoke

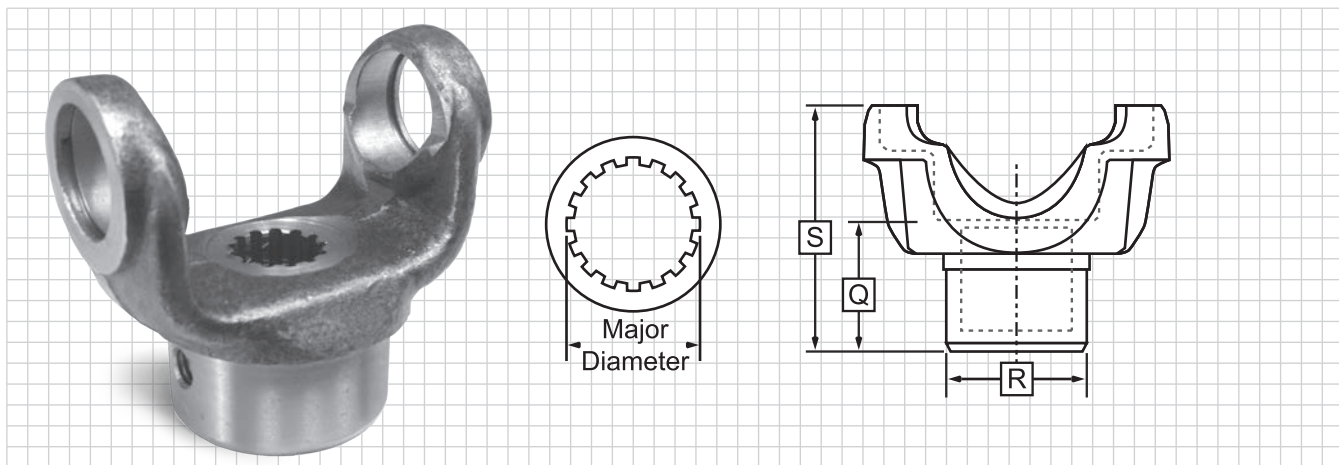
Tube Shafts

Yoke Shafts

Steady Bearings

Miscellaneous

Series	P Round Hole Diameter	X SAE Keyway Width	A Hole Diameter	W Keyway	W Set Screw	R Hub Diameter	S C/L to End of Hub	Joint Angle	Style	Part No.
1000	0.625	0.375	-	12	12 & 9	2.000	2.500	60	ISR	10-4-1813QG
1000	0.750	0.188	0.375	3	6	1.625	2.500	60	ISR	10-4-13QG
1000	0.750	0.250	0.375	3	9	1.625	2.500	60	ISR	10-4-23QG
1000	0.875	0.188	0.375	3	9	1.625	2.500	60	ISR	10-4-53QG
1000	0.875	0.250	0.375	3	9	1.625	2.500	60	ISR	10-4-63QG
1000	1.000	0.188	0.375	3	9	1.625	2.500	60	ISR	10-4-83QG
1000	1.000	0.250	0.375	3	9	2.000	2.500	60	ISR	10-4-93QG
1000	1.125	0.250	0.375	3	6	2.000	2.500	60	ISR	10-4-103QG
1000	1.125	0.312	0.375	12	6	1.625	2.500	60	ISR	10-4-113QG
1000	1.250	0.312	0.375	3	9	2.000	2.500	60	ISR	10-4-123QG
1000	1.250	0.250	0.375	9	12	2.000	2.500	60	ISR	10-4-183QG
1310	0.750	0.188	0.375	12	6	2.125	2.562	17	SR	2-4-433QG
1310	0.812	0.250	0.375	12	6	2.125	2.562	17	SR	2-4-443QG
1310	0.875	0.188	0.375	12	6	2.125	2.562	17	SR	2-4-453QG
1310	0.875	0.250	0.375	12	6	2.125	2.562	17	SR	2-4-583QG
1310	1.000	0.250	0.375	12	6 & 12	2.125	2.562	17	SR	2-4-473QG
1310	1.125	0.250	0.375	12	6	2.125	2.562	17	SR	2-4-503QG
1310	1.125	0.312	0.375	12	6	2.125	2.562	17	SR	2-4-523QG
1310	1.250	0.312	0.375	12	6	2.125	2.562	17	SR	2-4-533QG
1310	1.250	0.250	0.375	12	6	2.125	2.562	17	SR	2-4-573QG
1310	1.250	0.312	0.375	12	6	2.125	2.940	22	UB	2-4-783QG
1310	1.375	0.312	0.375	12	3	2.000	2.562	17	SR	2-4-1103QG
1310	1.375	0.375	0.375	12	6	2.000	2.562	17	SR	2-4-803QG
1310	1.500	0.375	0.375	12	6	2.125	2.562	17	SR	2-4-1233QG
1410	1.250	0.312	0.375	12	6	2.250	3.688	30	HR	3-4-343-1QG
1410	1.500	0.375	0.375	12	5	2.690	4.000	30	HR	3-4-263-1QG



End Yokes with Splined Hole

Series	Major Diameter	No. of Splines	R Ground Hub Diameter	Q Length Through Hole	S Centerline to End	Joint Angle	Style	Part No.
1000	0.875	13	1.625	1.125	2.500	60.0	ISR	10-4-481QG
1310	0.878	13	2.000	1.567	2.562	30.0	SR	2-4-3331QG
1550	1.500	10	2.312	2.000	3.775	22.0	SR	4-4-2051-1QG
1610	1.750	10	2.188	2.250	4.125	22.0	HR	5-4-1721-1QG
1610	1.790	34	2.188	2.250	4.125	22.0	HR	5-4-7171-1QG
1610	1.998	38	2.750	2.125	4.000	20.5	HR	5-4-6321-1QG
1710	1.750	10	2.750	2.250	4.875	25.0	BP	6-4-2381QG
1710	1.774	34	2.500	2.250	4.875	28.0	BP	6-4-6331QG
1710	1.790	34	2.625	2.438	5.438	34.0	BP	6-4-6481QG
1710	1.960	10	2.812	3.000	5.000	25.0	BP	6-4-1981QG
1710	1.989	30	3.000	2.700	6.280	43.0	HR	6-4-8731-1QG
1710	1.998	38	2.810	3.000	5.000	25.0	HR	6-4-7141-1QG
1710	2.000	10	2.938	2.562	5.188	25.0	BP	6-4-3241QG
1710	2.024	39	3.000	2.312	6.250	43.5	HR	6-4-6371-1QG
1710	2.024	39	3.000	2.312	6.250	43.5	BP	6-4-6371QG
1710	2.024	39	2.625	2.250	5.250	33.5	BP	6-4-6001XQG
1710	2.024	39	3.000	2.327	5.158	28.0	BP	6-4-6411XQG
1710	2.024	39	2.750	2.438	6.500	45.0	BP	6-4-6871XQG
1710	2.024	39	2.750	2.438	5.250	33.0	BP	6-4-6951XQG
1710	2.024	39	3.000	2.312	5.156	28.0	HR	6-4-7621-1QG
1710	2.143	41	2.938	3.000	6.625	38.0	BP	6-4-7541QG
1710	2.274	44	2.938	2.500	5.188	27.0	BP	6-4-6041XQG
1710	2.350	16	3.312	2.750	4.938	20.5	BP	6-4-4601QG
1710	2.374	46	3.250	2.625	5.688	22.0	BP	6-4-5451QG
1710	2.374	46	3.250	2.625	5.688	22.0	BP	6-4-5461XQG
1710	2.390	46	2.875	2.750	4.938	20.5	HR	6-4-7481-1QG
1710	2.500	10	3.750	3.000	5.625	30.0	BP	6-4-6921XQG
1710	2.750	10	3.500	3.000	5.750	22.0	BP	6-4-4551QG
1710	2.750	10	3.750	3.000	5.750	22.0	BP	6-4-6931XQG
1760	2.114	32	3.000	2.250	5.000	31.0	HR	6.3-4-1521-1XQG
1760	2.274	44	2.938	2.500	5.250	30.0	HR	6.3-4-331-1XQG
1760	2.350	10	2.875	2.750	5.500	30.0	BP	6.3-4-161QG
1760	2.350	16	2.875	2.750	5.500	30.0	HR	6.3-4-161-1QG

Universal Joints

Yokes

Tube Shafts

Yoke Shafts

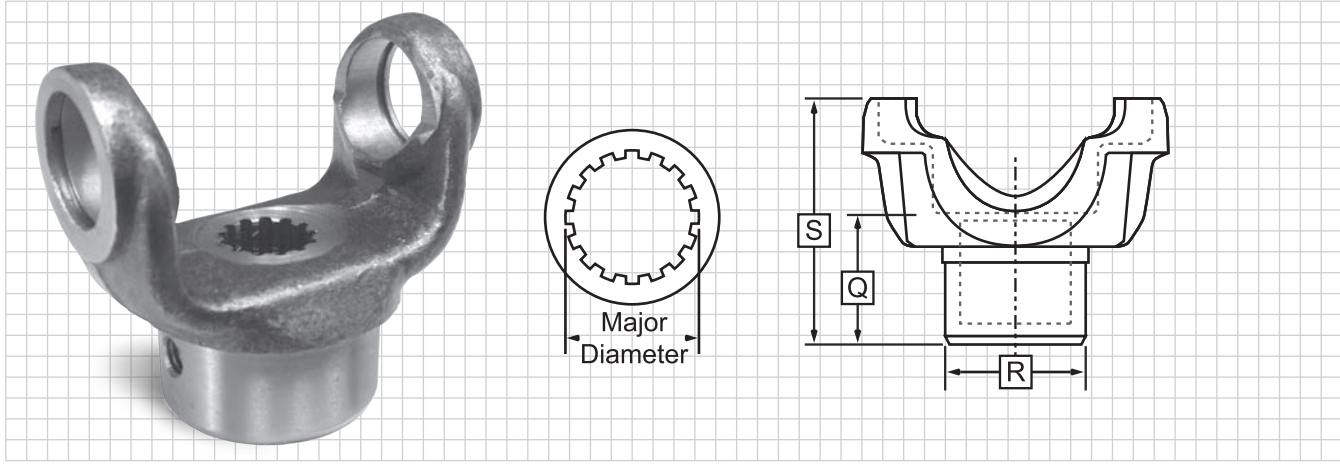
Steady Bearings

Miscellaneous



Universal Joints

Yokes



End Yokes with Splined Hole (continued)

Tube Shafts

Yoke Shafts

Steady Bearings

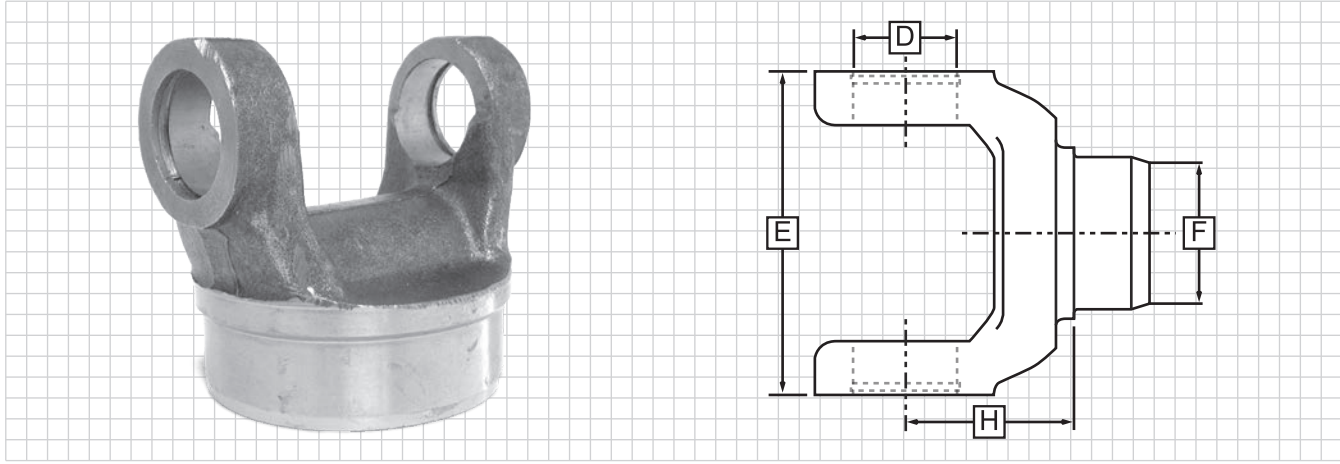
Miscellaneous

Series	Major Diameter	No. of Splines	R Ground Hub Diameter	Q Length Thru Hole	S Centerline to End	Joint Angle	Style	Part No.
1760	2.374	46	3.250	2.328	5.062	30.0	HR	6.3-4-1041-1XQG
1760	2.390	46	2.875	2.750	5.500	30.0	HR	6.3-4-821-1QG
1760	2.500	10	3.500	2.406	5.406	30.0	BP	6.3-4-151QG
1760	2.750	10	3.750	3.000	5.969	30.0	HR	6.3-4-791-1XQG
1810	2.024	39	3.000	2.312	5.188	30.0	BP	6.5-4-3371QG
1810	2.024	39	3.000	2.312	5.188	30.0	BP	6.5-4-3381XQG
1810	2.225	6	3.000	3.250	6.000	30.0	BP	6.5-4-1971QG
1810	2.274	44	3.000	2.500	5.250	30.0	HR	6.5-4-4311-1XQG
1810	2.350	16	2.875	2.750	5.500	30.0	HR	6.5-4-1891-1QG
1810	2.351	16	2.875	2.750	5.500	30.0	BP	6.5-4-1891QG
1810	2.351	16	2.875	2.750	5.500	30.0	BP	6.5-4-2531QG
1810	2.374	46	3.250	2.625	5.438	30.0	BP	6.5-4-2701QG
1810	2.374	46	3.500	2.406	5.406	30.0	BP	6.5-4-3251QG
1810	2.374	46	3.250	2.312	5.156	30.0	BP	6.5-4-3721QG
1810	2.374	46	3.250	2.312	5.156	30.0	BP	6.5-4-3731XQG
1810	2.390	46	2.875	2.750	5.500	30.0	HR	6.5-4-3591-1QG
1810	2.500	10	3.500	2.406	5.406	30.0	BP	6.5-4-2101QG
1810	2.750	10	3.500	3.000	6.062	30.0	BP	6.5-4-1901QG
1810	2.750	10	3.750	3.000	6.062	30.0	BP	6.5-4-3561QG
1810	2.794	54		2.750	5.625	30.0	BP	6.5-4-4631QG
1810	2.794	54		2.750	5.625	30.0	HR	6.5-4-4631-1QG
SPL170	2.024	39	2.625	2.500	6.500	45.0	HR	170-4-241-1XQG
SPL170	2.024	39	3.000	2.281	5.156	25.0	HR	170-4-261-1XQG
SPL170	2.024	39	3.000	2.281	6.240	45.0	HR	170-4-281-1XQG
SPL170	2.024	39	3.000	2.312	6.391	45.0	HR	170-4-671-1XQG
SPL170	2.274	44	3.000	2.500	5.270	25.0	HR	170-4-201-1XQG
SPL170	2.374	46	3.250	2.328	5.100	25.0	HR	170-4-721-1XQG
SPL170	2.390	46	2.879	2.750	5.590	25.0	HR	170-4-1271-1QG
SPL250	2.274	44	3.000	2.500	5.490	25.0	HR	250-4-81-1XQG
SPL250	2.374	46	3.250	2.312	5.312	25.0	HR	250-4-351-1XQG
SPL250	2.390	46	3.344	2.750	5.750	25.0	HR	250-4-21-1QG



Universal Joints

Yokes



Weld Yokes

Tube Shafts

Yoke Shafts

Steady Bearings

Miscellaneous

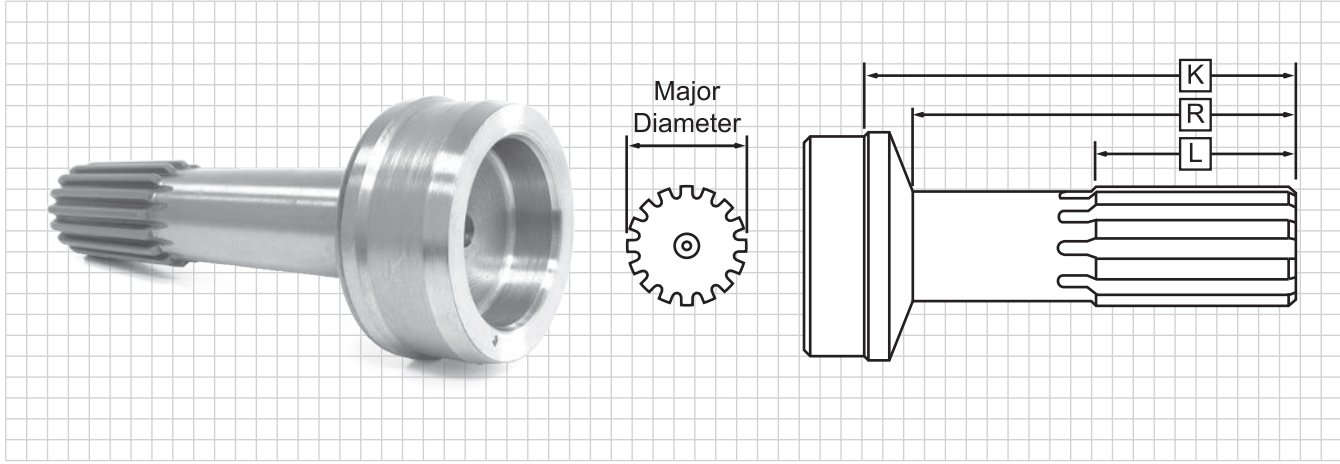
Series	For Use with Tubing Diameter and Wall	F Butt Diameter	H Centerline to Point of Weld	Angle	Part No.
1000	1.750" x .065W	1.625	2.000	60	10-28-17QG
1210	2.000" x .083W	1.844	1.500	20	2-28-2417QG
1210	2.500" x .065W	2.375	1.312	20	2-28-1947QG
1310	2.000" x .120W	1.766	1.688	22	2-28-1757QG
1310	2.000" x .830W	1.844	1.690	-	2-28-357QG
1310	2.500" x .065W	2.375	1.844	30	2-28-277QG
1310	2.500" x .083W	2.344	1.844	30	2-28-367QG
1310	2.750" x .065W	2.625	1.688	21.5	2-28-307QG
1310	3.000" x .065W	2.875	1.688	18	2-28-327QG
1310	3.000" x .083W	2.844	1.688	-	2-28-437QG
1310	3.500" x .065W	3.375	1.688	21.5	2-28-397QG
1310	3.500" x .083W	3.344	1.688	-	2-28-427QG
1330	3.000" x .065W	2.875	1.719	25	2-28-1177QG
1330	3.000" x .083W	1.944	1.719	25	2-28-1697QG
1330	3.500" x .065W	3.125	1.812	20	2-28-1977QG
1330	3.500" x .083W	3.344	1.812	20	2-28-1717QG
1350	2.500" x .083W	2.344	1.938	20	3-28-47QG
1350	3.000" x .083W	2.844	2.000	20	3-28-57QG
1350	3.500" x .065W	3.375	1.812	20	3-28-257QG
1350	3.500" x .083W	3.344	1.688	20	3-28-427QG
1710	4.095" x .180W	3.734	3.031	30	6-28-347QG
1710	4.500" x .134W	4.234	3.031	22	6-28-407QG
1760	4.095" x .180W	3.734	3.031	30	6.3-28-17QG
1810	4.500" x .134W	4.234	3.375	30	6.5-28-117QG
1810	4.500" x .259W	3.984	3.375	30	6.5-28-127QG

1310 Series E=3.469 D=1.062
 1330 Series E=3.875 D=1.062
 1350 Series E=3.875 D=1.188



Universal Joints

Yokes



Splined Midship Tube Shafts

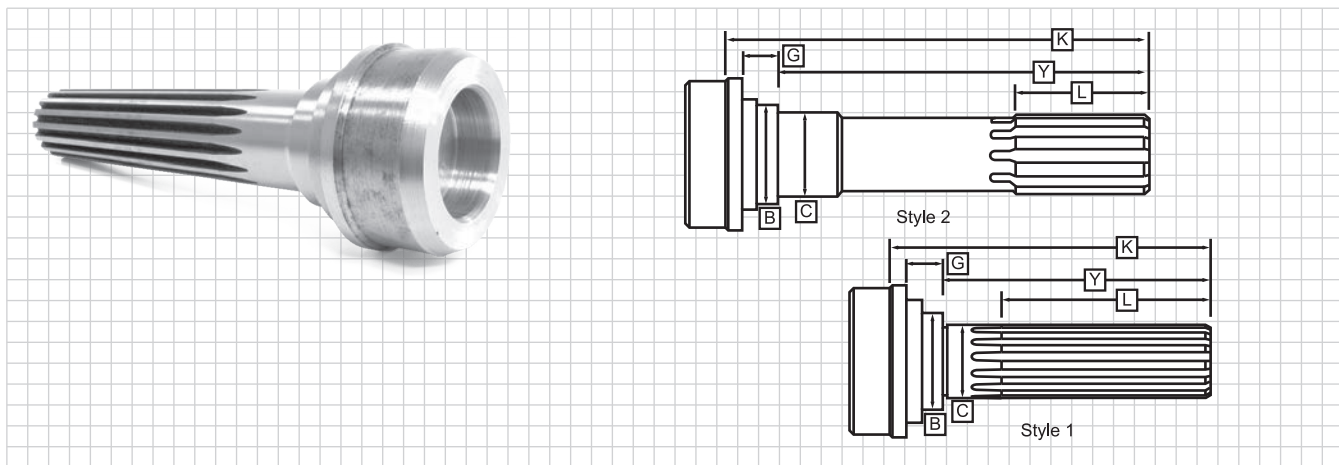
Tube Shafts

Yoke Shafts

Steady Bearings

Miscellaneous

Major Diameter	No. of Splines	L Length of Spline	K End of Spline to Weld	Tube Diameter	Tube Wall Thickness	R End of Spline to Radius	Part No.
1.250	16	1.906	6.125	1.25	0.120	5.375	2-40-1771QG
1.250	16	2.000	4.469	1.75	0.065	3.938	2-40-971QG
1.250	16	2.000	6.000	2.00	0.083	5.406	2-40-1741QG
1.375	16	2.250	5.188	2.00	0.083	4.625	2-40-1031QG
1.375	16	2.125	6.562	2.00	0.083	6.000	2-40-1841QG
1.375	16	2.250	6.188	2.00	0.120	5.625	2-40-1701QG
1.375	16	2.250	6.344	2.50	0.065	5.625	2-40-1811QG
1.375	16	2.250	6.344	2.50	0.083	5.625	2-40-1711QG
1.375	16	2.250	7.531	2.50	0.083	6.812	2-40-1851QG
1.375	16	2.250	7.625	3.00	0.065	6.812	2-40-2051QG
1.375	16	2.250	6.438	3.00	0.065	5.625	2-40-1221QG
1.375	16	2.250	6.438	3.00	0.083	5.625	2-40-1521QG
1.375	16	6.781	8.641	3.00	0.083	7.828	2-40-1871QG
1.375	16	2.250	6.625	3.50	0.083	5.625	2-40-1531QG
1.500	16	2.500	5.625	2.50	0.083	4.969	3-40-1471QG
1.500	16	8.625	10.250	2.50	0.083	9.500	3-40-1670QG
1.500	16	3.500	8.250	2.75	0.083	7.580	3-40-2131QG
1.500	16	2.500	5.938	3.00	0.083	5.125	3-40-1101QG
1.500	16	3.000	7.406	3.00	0.083	6.594	3-40-1421QG
1.500	16	2.500	7.250	3.00	0.083	6.438	3-40-1611QG
1.500	16	3.000	7.531	3.50	0.083	6.594	3-40-1491QG
1.562	16	3.000	6.750	3.50	0.083	5.812	3-40-1571QG
1.750	16	3.000	9.219	3.50	0.095	8.250	4-40-721QG
1.750	16	3.000	6.781	3.50	0.095	5.812	4-40-761QG
2.000	16	3.500	9.688	3.50	0.134	8.781	5-40-1011QG
2.000	16	3.500	10.188	3.50	0.134	9.281	5-40-1041QG
2.000	16	3.500	9.844	4.00	0.134	8.781	5-40-1051QG
2.500	16	4.000	10.562	4.00	0.134	9.562	6-40-521QG
2.500	16	4.000	9.250	4.00	0.134	8.250	6-40-541QG
2.500	16	4.000	10.656	4.50	0.134	9.469	6-40-621QG
3.000	16	4.500	11.250	4.50	0.134	10.031	6.5-40-191QG
3.000	16	4.500	9.469	4.50	0.134	8.406	6.5-40-201QG



Splined Midship Tube Shafts

L	K					Y	B	G	
Spline Length	End of Spline to Point of Weld	Thread Size	Style	Tube Diameter	Tube Wall Thickness	End of Spline to Bearing Shoulder	Shoulder Diameter	Length of Shoulder	Part No.
1.375-16 Spline 1.3780 Bearing Diameter									
4.438	7.281	-	1	2.0	0.083	5.969	1.688	0.812	2-53-121QG
5.406	8.000	-	1	2.5	0.083	6.936	1.688	0.812	2-53-471QG
5.406	8.000	-	1	3.0	0.083	6.938	1.688	0.812	2-53-501QG
2.500	9.031	-	2	3.0	0.083	7.969	1.688	0.812	2-53-711QG
1.500-15 based on 16 Spline 1.5750 Bearing Diameter									
3.000	9.375	-	2	3.0	0.083	8.240	1.812	0.812	3-53-1551QG
3.000	10.625	-	2	3.0	0.083	9.500	1.810	0.875	3-53-1951QG
1.500-16 Spline 1.5750 Bearing Diameter									
4.438	7.062	-	1	3.0	0.083	5.940	1.81	0.875	3-53-1031QG
1.562-16 Spline 1.5750 Bearing Diameter									
5.938	8.531	-	1	3.5	0.083	7.469	1.938	0.812	3-53-451QG
1.750-16 Spline 1.772 Bearing Diameter									
5.938	8.562	-	1	3.5	0.095	7.469	2.188	0.812	4-53-61QG

Universal Joints

Yokes

Tube Shafts

Yoke Shafts

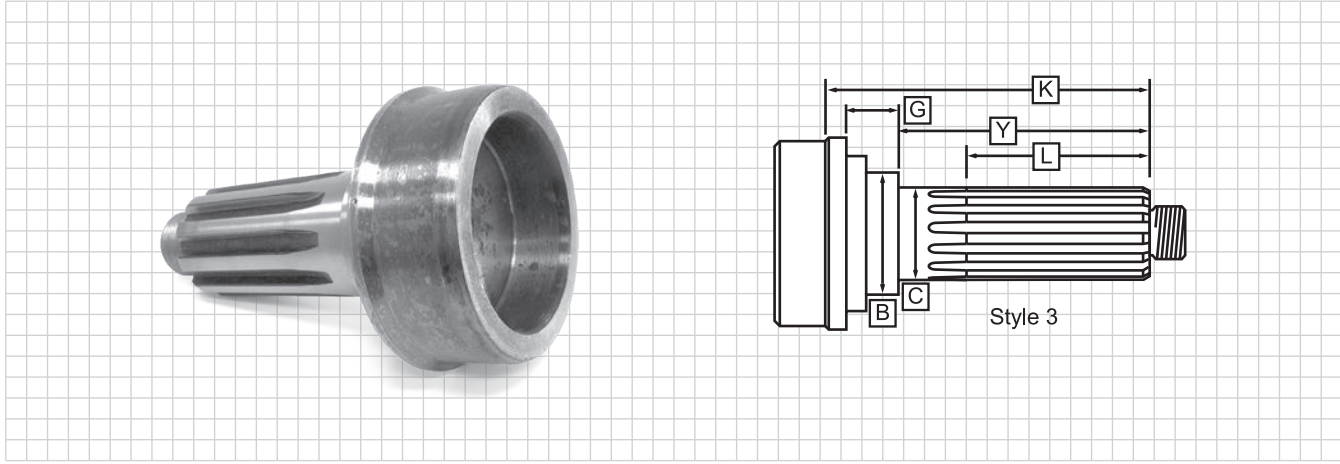
Steady Bearings

Miscellaneous



Universal Joints

Yokes



End Yoke Style Midship Tube Shafts

Tube Shafts

Yoke Shafts

Steady Bearings

Miscellaneous

L	K					Y	B	G	
Spline Length	End of Spline to Point of Weld	Thread Size	Style	Tube Diameter	Tube Wall Thickness	End of Spline to Bearing Shoulder	Shoulder Diameter	Length of Shoulder	Part No.
1.375- 10 Spline									
1.781	3.750	1.000-20	3	2.5	0.083	2.688	1.688	0.8120	2-53-1191QG
1.750- 10 Spline 1.772 Bearing Diameter									
2.000	4.281	1.250-18	3	3.5	0.134	3.188	2.188	0.812	5-53-141QG
1.950 - 38 Spline 1.968 Bearing Diameter									
2.840	5.150	1.250-18	3	4.095	0.180	4.060	2.440	0.812	6-53-411QG
1.958- 10 Spline 1.968 Bearing Diameter									
2.875	5.156	1.250-18	3	4.0	0.134	4.062	2.438	0.812	6-53-201QG
2.350 - 46 Spline 2.362 Bearing Diameter									
2.625	5.312	1.250-18	3	4.095	0.180	-	-	-	6.3-53-21QG
2.625	5.312	1.250-18	3	4.593	0.180	4.000	2.875	0.812	6.5-53-171QG
2.359 - 16 Spline 2.362 Bearing Diameter									
2.625	5.312	1.250-18	3	4.0	0.134	4.000	2.875	0.812	6-53-311QG
2.750	5.312	1.250-18	3	4.5	0.134	4.000	2.875	1.312	6.5-53-91QG
2.625	5.438	1.250-18	3	4.500	0.259	4.000	2.875	0.812	6.5-53-51QG



Universal Joints

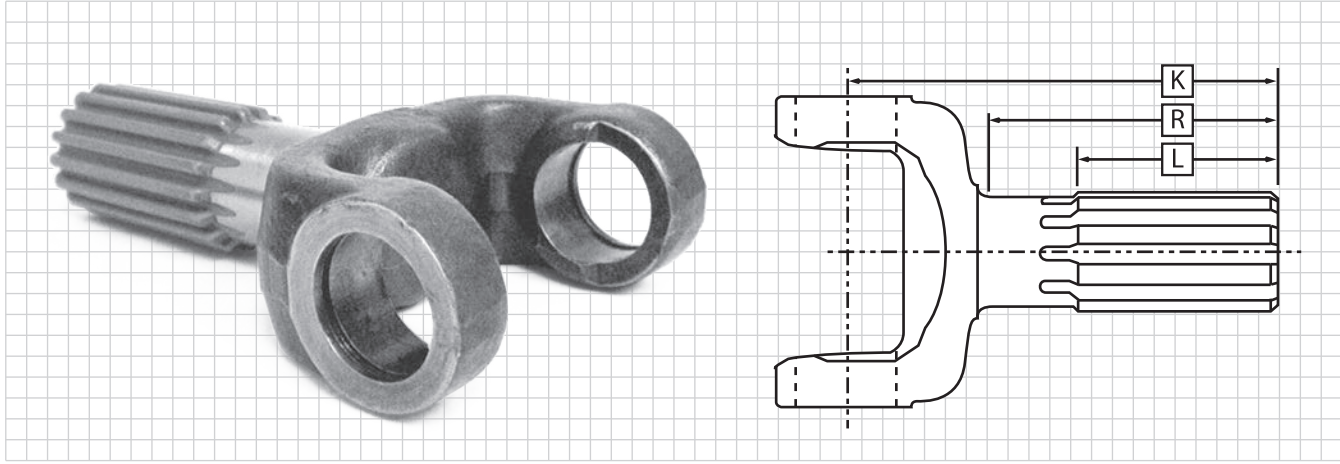
Yokes

Tube Shafts

Yoke Shafts

Steady Bearings

Miscellaneous



Yoke Shaft


Series	Major Diameter	No. of Splines	L Length of Spline	R End of Spline to Point of Radius	K Centerline to End of Spline	Angle	Part No.
1310	1.375	16	2.250	3.844	5.312	16	2-82-21QG
1310	1.375	16	2.500	5.190	7.062	-	2-82-58XQG
1350	1.500	16	2.000	3.063	5.188	20	3-82-61QG
1350	1.500	16	2.500	4.688	6.812	9	3-82-181QG
1410	1.500	16	2.000	3.250	4.969	16	3-82-1191QG
1550	2.500	16	1.562	2.938	4.182	8	4-28-201QG
1550	2.500	16	1.562	2.750	4.562	8	4-82-191QG
1710	2.500	16	3.500	8.344	12.094	45	6-82-1281QG
1710	2.500	16	4.000	9.875	14.000	45	6-82-1061-1QG
1710	2.500	16	4.000	10.906	15.031	45	6-82-1061-3QG
1710	2.500	16	4.000	10.906	15.031	45	6-82-1341-7QG
1710	2.500	16	4.000	11.906	16.031	45	6-82-1061-11QG
1710	2.500	16	4.000	9.562	18.093	30	6-60-275-0416QG
1710	2.500	16	4.000	9.562	19.093	30	6-60-275-0516QG
1710	2.500	16	4.000	9.562	20.093	30	6-60-275-0616QG

Notes



Universal Joints

Yokes




Steady Bearings

Tube Shafts

Centerline to Centerline of Bolt Holes	Midship Type	Bearing ID	Part No.
1.500	Slip Style	1.1811	210527-QG


Yoke Shafts



Steady Bearings


B	Midship Type	A	Part No.
Centerline to Centerline of Bolt Holes	Slip Style	Bearing ID	
6.625	Slip Style	1.3780	210088-1QG
6.625	End Yoke Style	1.3780	210090-1QG
6.625	Slip Style	1.3780	210367-1QG
6.625	Slip Style	1.3780	210370-1QG
6.625	Slip Style	1.5748	210866-1QG
6.625	End Yoke Style	1.5748	210873-1QG

Miscellaneous



Steady Bearings

B Centerline to Centerline of Bolt Holes	Midship Type	A Bearing ID	Part No.
7.625	End Yoke Style	1.7717	210084-1QG
6.625	Slip Style	1.5748	210140-1QG
7.625	Slip Style	1.7717	210207-1QG
6.625	End Yoke Style	1.5748	210391-1QG
6.625	Slip Style	1.5748	210433-1QG



B Centerline to Centerline of Bolt Holes	Midship Type	A Bearing ID	Part No.
7.625	End Yoke Style	1.9680	210121-1QG

Universal Joints

Yokes

Tube Shafts

Yoke Shafts


Steady Bearings

Miscellaneous



Universal Joints

Yokes



Steady Bearings

Tube Shafts

B Centerline to Centerline of Bolt Holes	Midship Type	A Bearing ID	Part No.
8.625	End Yoke Style	2.3622	210661-1QG
8.625	End Yoke Style	2.3622	210875-1QG
8.625	End Yoke Style	2.750	210748-1QG

Yoke Shafts

Notes

Steady Bearings

Miscellaneous



Universal Joints

Special Parts 3R/Saginaw Slip and Stub Sets

Major Diameter	Spline	Bearing Diameter	Tube Diameter	Wall Thickness	Part No.
1.375	31/32	1.378	2.75	.065	3-53-1181-2SETQG
1.375	31/32	1.378	1.625	.188	3-53-1181-5SETQG

Yokes

Driveshaft Kits

Series	Tube Length	Extras Included	U-Joints Included	Part No.
1350	10.25	3-4-283-1QG & 3-2-119QG	No	1350-1025NWQG
1310	47.75	-	Yes	9553-4724QG
3R	16.00	-	Yes	26022466QG
1310/3R CV	24.00	-	Yes	413728-2400NWQG
5C	-	-	No	600.001.001QG
6C	-	-	No	600.001.002QG
7C	-	-	No	600.001.003QG
1000	57.91	-	Yes	10270-5729QG
1310	Short Coupled	-	Yes	9235-SFQG

Tube Shafts

CV Ball Kits

Series	Part No.
3R/Saginaw Ball Kit w/o Ball	211007XQG
3R/Saginaw Ball Kit	211009XQG

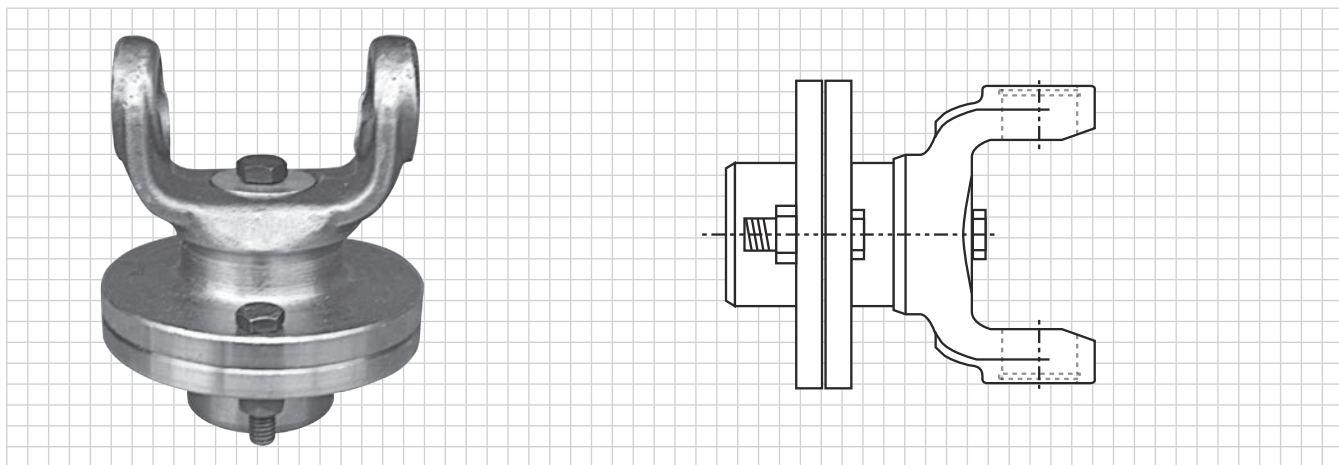
Yoke Shafts

CV Half Yoke

Series	Lubrication	Part No.
1310 CV	Greaseable	211355XQG
1330 CV	Greaseable	211179XQG

Steady Bearings

Miscellaneous



Shear Yoke

Series	Size	Part No.
1310	Fits 2" X 0.083W Tubing	1310-SHEARQG

When overtorque occurs in PTO shaft applications, the Shear Yoke is designed to shear just prior to the powertrain breaking point. The driveshaft remains in place supported by an internal system. To restore operation, simply replace the broken bolt with a new one.

Companion Flange

Series	Major Diameter	No. of Splines	C		B		E		G		Part No.
			Pilot Diameter	No. of Splines	Bolt Circle Diameter	Bolt Hole Diameter	Ground Hub Diameter	Length Thru Hole	Flange Face to End of Hub		
1810	2.750	10	7.750F	7.250	7.250	0.438D	2	3.500	3.000	4.062	6.5-1-741QG

Universal Joints

Yokes

Tube Shafts


Yoke Shafts

Steady Bearings

Miscellaneous



Quality Gear **Automotive Universal Joint** **Application Guide**



Passenger Cars

Two-Wheel Drive Trucks

Four-Wheel Drive Trucks

Appendix

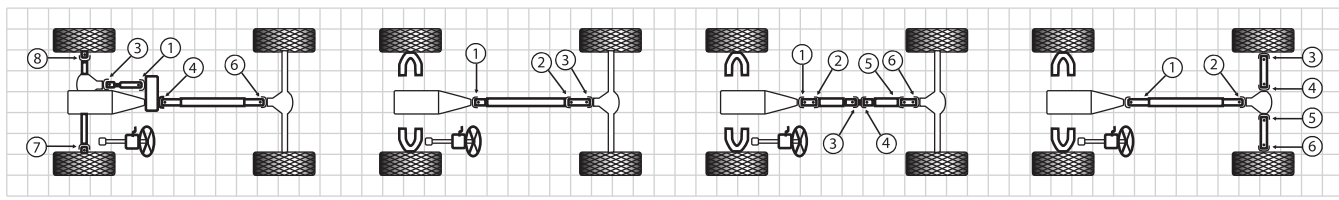


Figure L Figure M Figure P Figure R

Passenger Cars

Two-Wheel Drive Trucks

Four-Wheel Drive Trucks

Appendix

Model & Year	Make	Figure	Position	Part No.	Notes
Alfa-Romeo					
All RWD Models					
93-67	All w/2.412" Outside Lock-Up	A	1 2	5-111QG	
AMC					
Ambassador, Matador, and Rebel					
78-75	All 8 Cyl. Eng.	A	1 2	5-1306QG	2
	All 6 Cyl. Eng.-w/Inside Lock-Up	A	1 2	5-1306QG	2
	All 6 Cyl. Eng.-w/3.219" Outside Lock-Up	A	1 2	5-153QG*	2
75	All 6 Cyl. Eng.-w/2.438" Outside Lock-Up	A	1 2	5-443QG	2
74-67	All	A	1 2	5-153QG*	2
66-63	All	A	1	5-248QG	
62	All- w/A/T w/1.000" Bearing Cups	A	1 2	5-248QG	
	All- w/A/T w/1.125" Bearing Cups	A	1 2	5-1520QG	
	All- w/M/T	A	1 2	5-1520QG	
61-59	All	A	1 2	5-1520QG	
American and Rambler					
69-68	All	A	1 2	5-153QG*	2
AMX, Gremlin, Hornet, Javelin, Pacer					
80-79	All- w/Outside Lock-Up	A	1	5-153QG*	
	w/2 Inside and 2 Outside Lock-Up	A	2	5-353QG	
	All- w/Inside Lock-Up	A	1 2	5-1306QG	2
78-76	All 8 Cyl. Eng.	A	1 2	5-1306QG	2
75	All 8 Cyl. Eng.	A	1 2	5-153QG*	2
74-68	All	A	1 2	5-153QG*	2
Concord and Spirit					
83-78	All	A	1 2	5-153QG*	2
Eagle and SX4					
88-80	All	L	1 3 4 6	5-153QG*	2
Austin / Austin Healy					
3000 and 100/6					
67-60	All	A	1 2	5-4QG	

1. See Appendix A for U-Joint Kits Greaseable thru the Bearing Cup
 2. See Appendix B-C for U-Bolts and Straps
 3. See Appendix D-E for CV Centering Yokes & Ball Seat Repair Kits
 4. Staked in place type U-Joints found on some models are non-replaceable
 * Also available in Ultra Seal - See Page #5



Passenger Cars

Two-Wheel Drive Trucks

Four-Wheel Drive Trucks

Appendix

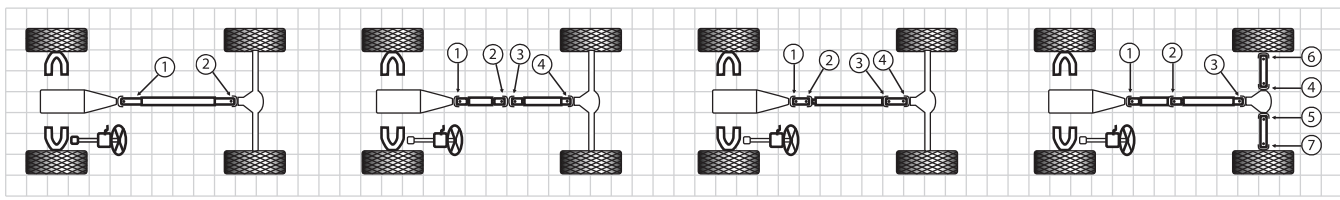


Figure A Figure C Figure F Figure I

Model & Year	Make	Figure	Position	Part No.	Notes
Austin / Austin Healy (continued)					
America					
72-68	All w/AT	A	1 2	5-111QG	
Marina					
75-73	All	C	1 2 3 4	5-111QG	
Mark III and Mark IV					
72-70	All	A	1 2	5-111QG	
Avanti					
All Models					
87-75	All	A	1 2	5-153QG*	2
Buick					
Apollo					
75-73	All	A	1 2	5-153QG*	2
Centurion and Wildcat					
73-71	All	M	1 2 3	5-3147QG*	2
70-68	All	A	1 2	5-3147QG*	2
67-63	All	C	1 2 3 4	5-3147QG*	2
Century					
81-73	All	A	1 2	5-3147QG*	2
Electra					
89-85	Electra/Estate Wagon	A	1 2	5-3147QG*	2
84-82	All w/Inside Lockup	A	1 2	5-3147QG*	2
	All w/Outside Lockup	A	1 2	5-178QG*	2
81-69	All w/2 Joint Shaft	A	1 2	5-3147QG*	2
	All w/3 Joint Shaft (with C.V. Head at Differential)	M	1 2 3	5-3147QG*	2
68-63	All w/2 Joint Shaft	A	1 2	5-3147QG*	2
	All w/4 Joint Shaft (with C.V. Head at Center Bearing)	C	1 4	5-3147QG*	2
62-61	All w/Inside Lockup	C	1 4	5-3147QG*	2
		C	2 3	5-3147QG*	
	All w/Outside Lockup	C	1 2 3	5-213QG*	3
		C	4	5-1204QG	

1. See Appendix A for U-Joint Kits Greaseable thru the Bearing Cup
 2. See Appendix B-C for U-Bolts and Straps
 3. See Appendix D-E for CV Centering Yokes & Ball Seat Repair Kits
 4. Staked in place type U-Joints found on some models are non-replaceable
 * Also available in Ultra Seal - See Page #5

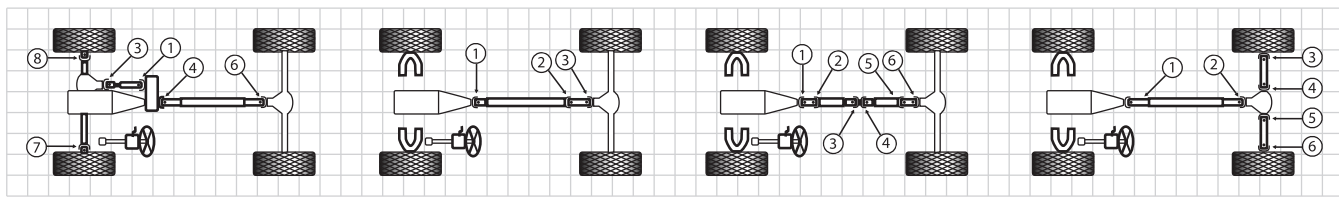


Figure L Figure M Figure P Figure R

Passenger Cars

Two-Wheel Drive Trucks

Four-Wheel Drive Trucks

Appendix

Model & Year	Make	Figure	Position	Part No.	Notes
Buick (continued)					
Estate Wagon					
90-89	All	A	1 2	5-3147QG*	2
Le Sabre					
89-86	Estate Wagon	A	1 2	5-3147QG*	2
85-82	All w/Inside Lockup	A	1 2	5-3147QG*	2
	All w/Outside Lockup	A	1 2	5-3147QG*	2
81-69	All w/2 Joint Shaft	A	1 2	5-178QG*	2
	All w/C.V. at Differential	M	1 2 3	5-3147QG*	2
68-63	All w/2 Joint Shaft	A	1 2	5-3147QG*	2
	All w/ C.V. at Center Bearing w/ 4 Joint Shaft	C	1 4 2 3	5-3147QG*	2
62-61	All w/ Inside Lockup	C	1 4	5-3147QG*	2
			2 3	5-3147QG*	
	All w/ Outside Lockup	C	1 2 3	5-213QG*	3
		C	4	5-1204QG	
Regal					
87-82	All w/ Inside Lockup	A	1 2	5-3147QG*	2
	All w/ Outside Lockup	A	1 2	5-178QG*	2
81-73	All	A	1 2	5-3147QG*	2
Riviera					
78-77	All	A	1 2	5-3147QG*	2
76-71	All	M	1 2 3	5-3147QG*	2
70-64	All	P	1	5-3147QG*	2
		P	2 3 4 6	5-3147QG*	2
63	All	M	1 2 3	5-3147QG*	2
Roadmaster Sedan and Estate Wagon					
96-91	All	A	1 2	5-3147QG*	2
Skyhawk					
80-75	All w/ Inside Lockup	A	1 2	5-3147QG*	2
	All w/ Outside Lockup	A	1 2	5-153QG*	1 2 3
72-68	All	A	1 2	5-3147QG*	2

1. See Appendix A for U-Joint Kits Greaseable thru the Bearing Cup
 2. See Appendix B-C for U-Bolts and Straps
 3. See Appendix D-E for CV Centering Yokes & Ball Seat Repair Kits
 4. Staked in place type U-Joints found on some models are non-replaceable
 * Also available in Ultra Seal - See Page #5



Passenger Cars

Two-Wheel Drive Trucks

Four-Wheel Drive Trucks

Appendix

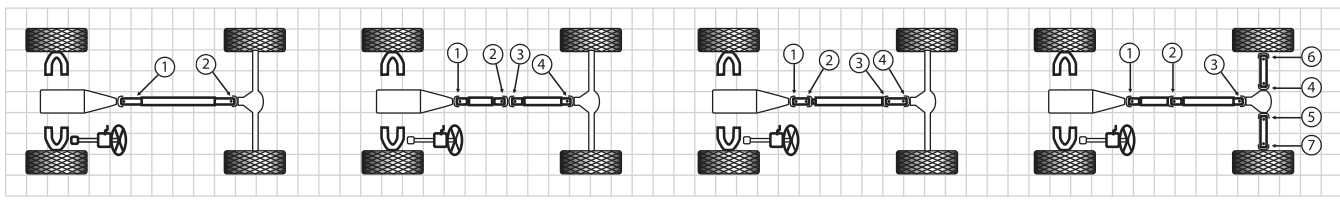


Figure A Figure C Figure F Figure I

Model & Year	Make	Figure	Position	Part No.	Notes
Buick (continued)					
Skyhawk (continued)					
67-66	All w/ 255 V-6 or 300 V-8	A	1 2	5-3147QG*	2
	All w/ 340 V-8	C	1 4	5-3147QG*	2
		C	2 3	5-3147QG*	
65-64	All	A	1 2	5-3147QG*	2
Skylark					
79-73	All w/ Outside Lockup	A	1 2	5-153QG*	1 2 3
72-64	All w/ Inside Lockup	A	1 2	5-3147QG*	2
Special					
69-68	All	A	1 2	5-3147QG*	2
67-66	All w/ 225 V-6 or 300 V-8	A	1 2	5-3147QG*	2
	All w/ 340 V-8	C	1 4	5-3147QG*	2
		C	2 3	5-3147QG*	
65-64	All	A	1 2	5-3147QG*	2
63-61	All	C	1 2 3 4	5-2011QG	
Cadillac					
Brougham, Fleetwood Brougham					
96-87	All Exc. Commercial Chassis	A	1 2	5-3147QG*	2
96-92	Commercial Chassis	M	1 2 3	5-3147QG*	2
Deville, Calais					
84-82	All w/ Inside Lockup	A	1 2	5-3147QG*	2
	All w/ Outside Lockup	A	1 2	5-178QG*	2
81-68	All	F	1 2 3 4	5-3147QG*	2
67-63	All	P	1 2 3	5-3147QG*	2
		P	4 6	5-3147QG*	2
62-58	All w/ Inside Lockup	M	1 2 3	5-3147QG*	2
	All w/ Outside Lockup	M	1 2	5-213QG*	3
		M	3	5-212QG	
57	All	M	1 2 3	5-3147QG*	2
56-50	All w/ 2 Joint Shaft	A	1	5-3147QG*	2
		A	2	5-3012QG	
	All w/ 3 Joint Shaft	M	1 2 3	5-3012QG	

1. See Appendix A for U-Joint Kits Greaseable thru the Bearing Cup
 2. See Appendix B-C for U-Bolts and Straps
 3. See Appendix D-E for CV Centering Yokes & Ball Seat Repair Kits
 4. Staked in place type U-Joints found on some models are non-replaceable
 * Also available in Ultra Seal - See Page #5

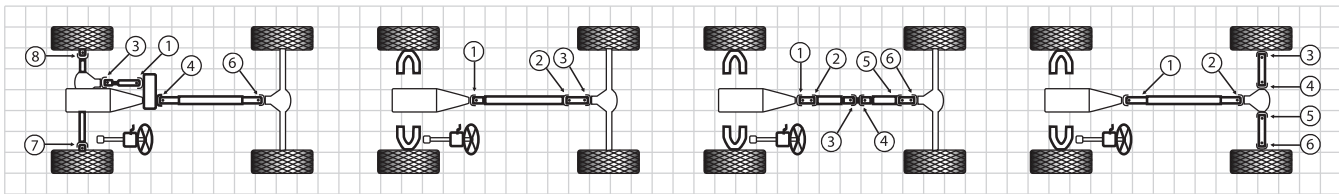


Figure L Figure M Figure P Figure R

Passenger Cars

Model & Year	Make	Figure	Position	Part No.	Notes
Cadillac (continued)					
Fleetwood					
86-82	Coupe, Brougham	A	1 2	5-3147QG*	2
	Limousine & Commercial Chassis	F	1 2 3 4	5-3147QG*	2
81-73	All Exc. Commercial Chassis and 75 Series	F	1 2 3 4	5-3147QG*	2
	Commercial Chassis & 75 Series	P	1 2 3	5-3147QG*	2
		P	4 5 6	5-3147QG*	2
72-68	All Exc. Commercial Chassis and 60 & 75 Series	F	1 2 3 4	5-3147QG*	2
	Commercial Chassis 60 & 75	P	1 2 3	5-3147QG*	2
		P	4 5 6	5-3147QG*	2
67-63	All Exc. Commercial Chassis and 60 & 75 Series	P	1 2 3	5-3147QG*	2
		P	4 6	5-3147QG*	2
66-63	Commercial Chassis & 75 Series	M	1 2 3	5-3147QG*	2
62-58	All w/ Inside Lockup	M	1 2 3	5-3147QG*	2
	All w/ Outside Lockup	M	1 2	5-213QG*	3
		M	3	5-212QG	
57	All	M	1 2 3	5-3147QG*	2
56-50	All w/ 2 Joint Shaft	A	1	5-3147QG*	2
		A	2	5-3012QG	
	All w/ 3 Joint Shaft	M	1 2 3	5-3012QG	
Seville					
79-75	All	M	1 2 3	5-3147QG*	2
Checker					
Aerobus					
75-65	All	C	1 2 3 4	5-153QG*	2
Marathon and Marathon Taxicab					
81-74	All	A	1	5-1203QG**	
			2	5-153QG*	2
73-72	All	A	1 2	5-153QG*	2
71-69	All	A	1 2	5-213QG*	2

Two-Wheel Drive Trucks

Four-Wheel Drive Trucks

Appendix

1. See Appendix A for U-Joint Kits Greaseable thru the Bearing Cup
 2. See Appendix B-C for U-Bolts and Straps
 3. See Appendix D-E for CV Centering Yokes & Ball Seat Repair Kits
 4. Staked in place type U-Joints found on some models are non-replaceable
 * Also available in Ultra Seal - See Page #5



Passenger Cars

Two-Wheel Drive Trucks

Four-Wheel Drive Trucks

Appendix

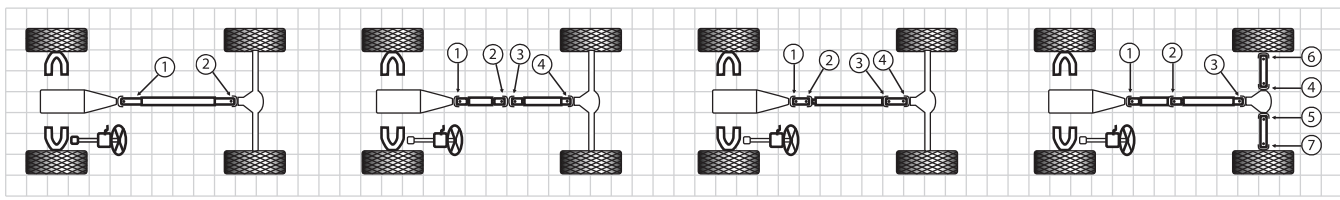


Figure A Figure C Figure F Figure I

Model & Year	Make	Figure	Position	Part No.	Notes
Chevrolet					
Camaro					
02-94	All w/ V-8 Engines	A	1 2	5-3147QG*	2
	All w/ V-6 Engines	M	1 3	5-3147QG*	2
93-98	All w/ Aluminum Drive Shaft	M	2	NA	
		A	1	5-153QG*	1 2 3
87-85	All	A	2	5-3022QG	
		A	1 2	5-3147QG*	2
84-82	All w/ Inside Lockup	A	1 2	5-3147QG*	2
81-75	All w/ Outside Lockup	A	1 2	5-178QG*	2
74-69	All	A	1 2	5-3147QG*	2
68-67	All Exc. Turbo-Hydramatic Transmission	A	1 2	5-153QG*	1 2 3
	All w/ Turbo-Hydramatic Transmission	A	1	5-3147QG*	2
Chevelle, Malibu and Monte Carlo					
88-85	All	A	1 2	5-3147QG*	2
84-82	All w/ Inside Lockup	A	1 2	5-3147QG*	2
	All w/ Outside Lockup	A	1 2	5-178QG*	2
81-73	All	A	1 2	5-3147QG*	2
72-71	All Exc. 454 V-8	A	1 2	5-153QG*	1 2 3
	All w/ 454 V-8	A	1	5-3147QG*	2
70-69	All	A	2	5-212QG	
		A	1 2	5-153QG*	1 2 3
68-67	All Exc. Turbo-Hydramatic Transmission	A	1 2	5-153QG*	1 2 3
	All w/ Turbo-Hydramatic Transmission	A	1	5-3147QG*	2
66-64	All	A	2	5-212QG	
		A	1 2	5-212QG	
Chevette					
87-76	All	A	1 2	5-350QG	
Chevy II and Nova					
79-62	All	A	1 2	5-153QG*	1 2 3
Corvair					
69-60	All Rear Half Shafts (See Appendix F for Figure Z)	Z	1 2	5-153QG*	1 2 3

1. See Appendix A for U-Joint Kits Greaseable thru the Bearing Cup
 2. See Appendix B-C for U-Bolts and Straps
 3. See Appendix D-E for CV Centering Yokes & Ball Seat Repair Kits
 4. Staked in place type U-Joints found on some models are non-replaceable
 * Also available in Ultra Seal - See Page #5

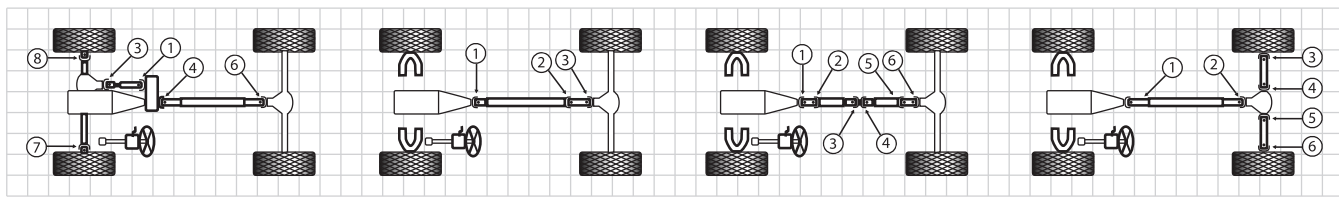


Figure L Figure M Figure P Figure R

Passenger Cars

Model & Year	Make	Figure	Position	Part No.	Notes
Chevrolet (continued)					
Corvette					
97-84	All	R	1 2	5-153QG*	1 2 3
			3 4 5 6	5-178QG*	2
82-80	All w/ AT	R	1 2	5-153QG*	1 2 3
			3 4 5 6	5-213QG*	3
	All w/ MT	R	1 2	5-153QG*	1 2 3
			3 4 5 6	5-178QG*	2
79-71	All	R	1 2	5-213QG*	3
			3 4 5 6	5-178QG*	2
70-68	All w/ AT	R	1 2	5-213QG*	3
			3 4 5 6	5-178QG*	2
	All w/ MT	R	1 2	5-153QG*	1 2 3
			3 4 5 6	5-178QG*	2
67-63	All	R	1 2	5-153QG*	1 2 3
			3 4 5 6	5-178QG*	2
62-53	All	A	1 2	5-153QG*	1 2 3
Full Size - Bel Air, Biscayne, Caprice, Impala and Nomad					
96-85	All	A	1 2	5-3147QG*	2
84-82	All w/ Inside Lockup	A	1 2	5-3147QG*	2
	All w/ Outside Lockup	A	1 2	5-178QG*	2
81-77	All	A	1 2	5-3147QG*	2
76-73	All	M	1 2 3	5-3147QG*	2
72-71	All Front Joint	M	1	5-3147QG*	2
	All Rear Joint for Machined Yokes	M	2 3	5-3147QG*	2
70-69	All Caprice w/ Turbo-Hydrumatic Transmission	A	1	5-3147QG*	2
		A	2	5-212QG	2
68-66	All Exc. Caprice w/Turbo-Hydrumatic Transmission	A	1 2	5-153QG*	1 2 3
	All Exc. Turbo-Hydrumatic Transmission	A	1 2	5-153QG*	1 2 3
	All w/ Turbo-Hydrumatic Transmission	A	1	5-3147QG*	2
		A	2	5-212QG	
65	All	A	1 2	5-153QG*	1 2 3
64-58	All	M	1 2 3	5-153QG*	1 2 3
57-55	All	A	1 2	5-153QG*	1 2 3

Two-Wheel Drive Trucks

Four-Wheel Drive Trucks

Appendix

1. See Appendix A for U-Joint Kits Greaseable thru the Bearing Cup
 2. See Appendix B-C for U-Bolts and Straps
 3. See Appendix D-E for CV Centering Yokes & Ball Seat Repair Kits
 4. Staked in place type U-Joints found on some models are non-replaceable
 * Also available in Ultra Seal - See Page #5



Passenger Cars

Two-Wheel Drive Trucks

Four-Wheel Drive Trucks

Appendix

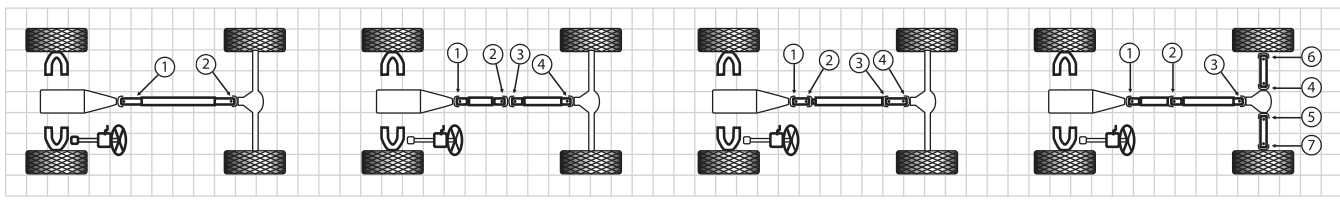


Figure A Figure C Figure F Figure I

Model & Year	Make	Figure	Position	Part No.	Notes
Chevrolet (continued)					
Monza					
80-75	All	A	1 2	5-153QG*	1 2 3
Vega					
77-71	All	A	1 2	5-153QG*	1 2 3
Chrysler					
Conquest					
89-87	All	A	1 2	5-1516QG	
Cordoba, Fifth Avenue, LeBaron, Newport, and New Yorker					
89-85	Fifth Avenue	A	1 2	5-1306QG	1 2
88-84	All w/FWD Intermediate Shaft U-Joint			5-1306QG	2
84	Fifth Avenue & Newport	A	1 2	5-1306QG	1 2
83	All Exc. LeBaron & New Yorker	A	1 2	5-1306QG	1 2
82	All Exc. LeBaron	A	1 2	5-1306QG	1 2
81-79	All	A	1 2	5-1306QG	1 2
78-68	All w/ 1.078" Brg. Cup	A	1 2	5-1306QG	1 2
	All w/ 1.126" Brg. Cup	A	1 2	5-1309QG	2
67	All w/ Inside Lockup	A	1 2	5-1306QG	1 2
	All w/ Outside Lockup	A	1 2	5-213QG*	3
66-65	All w/ Inside Lockup Exc. New Yorker	A	1 2	5-1306QG	1 2
	All w/ Outside Lockup Exc. New Yorker	A	1	5-213QG*	3
	New Yorker	A	2	5-1306QG	1 2
64-58	All	A	2	5-1306QG	1 2
		A	2	5-1306QG	1 2
57	All	A	1	N/A	
Imperial					
75-74	All	A	1 2	5-1309QG	2
73-70	All 2 Joint Shaft	A	1 2	5-1309QG	2
73-70	All 4 Joint Shaft	F	1 2 3 4	5-213QG*	3
69-65	All	A	1 2	5-213QG*	3
64-60	All	A	1 2	5-1306QG	1 2
59-58	All	M	2 3	5-1306QG	1 2

1. See Appendix A for U-Joint Kits Greaseable thru the Bearing Cup
 2. See Appendix B-C for U-Bolts and Straps
 3. See Appendix D-E for CV Centering Yokes & Ball Seat Repair Kits
 4. Staked in place type U-Joints found on some models are non-replaceable
 * Also available in Ultra Seal - See Page #5

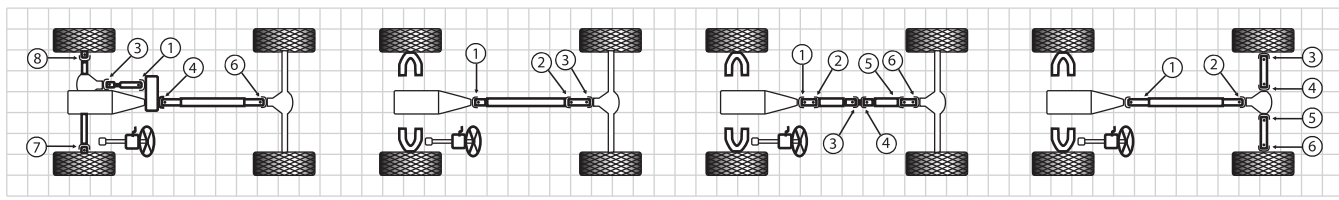


Figure L Figure M Figure P Figure R

Passenger Cars

Two-Wheel Drive Trucks

Four-Wheel Drive Trucks

Appendix

Model & Year	Make	Figure	Position	Part No.	Notes
Chrysler (continued)					
Town & Country Van					
91-90	All - w/FWD Intermediate Shaft U-Joint			5-1306QG	
88-85	All - w/FWD Intermediate Shaft U-Joint			5-1306QG	
Dodge					
600, Daytona, Lancer, Omni, Shadow, Spirit					
91-84	All - w/FWD Intermediate Shaft U-Joint			5-1306QG	
Aspen, Dart, GT, GTS, Demon, Diplomat, Mirada and St. Regis					
89-79	All	A	1 2	5-1306QG	1 2
78-68	All w/ 1.078" Brg. Cup	A	1 2	5-1306QG	1 2
	All w/ 1.126" Brg. Cup	A	1 2	5-1309QG	2
67-66	All	A	1 2	5-1306QG	1 2
65-64	All	A	1	N/A	
		A	2	5-1306QG	1 2
63-60	All 6 Cyl.	A	2	5-1306QG	
Caravan / Ram Van					
90-89	All - w/FWD Intermediate Shaft U-Joint			5-1306QG	
Challenger					
83-81	All (Import) w/ AT	M	1 2 3	5-1503QG	
	All (Import) w/ MT	M	1 2 3	5-1516QG	
80-78	All (Import)	A	1 2	5-1516QG	
74-73	All (U.S. made)	A	1 2	5-1306QG	1 2
72-70	All (U.S. made) w/ 1.780" Brg. Cup	A	1 2	5-1306QG	1 2
	All (U.S. made) w/ 1.126" Brg. Cup	A	1 2	5-1309QG	2
Charger, Coronet, Magnum, Polara, Monaco, and Full Size Wagons					
87	All - w/FWD Intermediate Shaft U-Joint			5-1306QG	
79	All	A	1 2	5-1306QG	1 2
78-68	All w/ 1.078" Brg. Cup	A	1 2	5-1306QG	1 2
	All w/ 1.126" Brg. Cup	A	1 2	5-1309QG	2
67-66	All w/ 225 6 Cyl., 273, 318, or 383 V8	A	1 2	5-1309QG	2
	All w/ 426 or 440 V8 and Inside Lockup	A	1 2	5-1309QG	2
	All w/ 426 or 440 V8 and Outside Lockup	A	1 2	5-213QG*	3

1. See Appendix A for U-Joint Kits Greaseable thru the Bearing Cup
 2. See Appendix B-C for U-Bolts and Straps

3. See Appendix D-E for CV Centering Yokes & Ball Seat Repair Kits
 4. Staked in place type U-Joints found on some models are non-replaceable
 * Also available in Ultra Seal - See Page #5

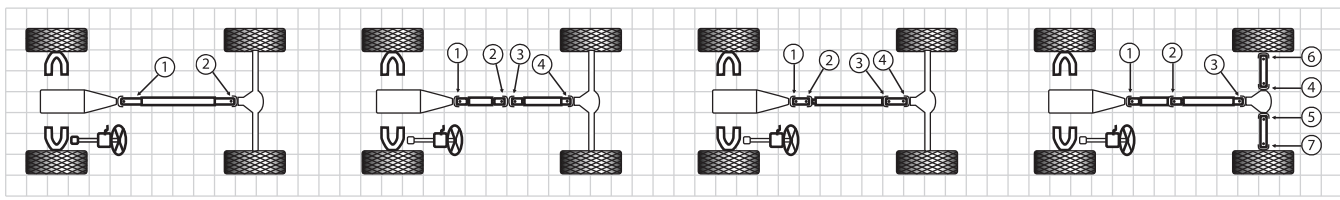


Figure A Figure C Figure F Figure I

Model & Year	Make	Figure	Position	Part No.	Notes
Dodge (continued)					
Charger, Coronet, Magnum, Polara, Monaco, and Full Size Wagons (continued)					
65	All Taxi or Police with 225 6 Cyl. or 273 V8 and AT	A	1 2	5-1306QG	1 2
	All w/ 225 Slant 6 Cyl. or 273 V8	A	1	N/A	
65	All w/ 318, 361, 383 or 426 V8 and AT	A	2	5-1306QG	1 2
		A	1	N/A	
		A	2	5-1306QG	1 2
64-63	All w/ 318, 361, 383 or 426 V8 and MT	A	1	N/A	
		A	2	5-1306QG	1 2
		A	1	N/A	
62-58	All w/ 225 Slant 6 Cyl. Eng.	A	2	5-1306QG	1 2
		A	1	N/A	
		A	2	5-1306QG	1 2
62-58	All w/ 318, 261, 383, or 426 V8	A	1	N/A	
		A	2	5-1306QG	1 2
		A	1	N/A	
59-58	All w/ Powerflite AT or MT	A	2	5-1306QG	1 2
		A	1	N/A	
		A	2	5-1306QG	1 2
59-58	All w/ Torqueflite AT	A	1	N/A	
		A	2	5-1306QG	1 2
59-58	All w/ 230 6 Cyl.	A	1	N/A	
		A	2	5-1306QG	1 2
59-58	All w/ V8	A	1	N/A	
		A	2	5-1306QG	1 2
Colt					
80-78	All Sedans (Rear Drive) Exc. 2600cc	A	1 2	5-1503QG	
	All Sedans (Rear Drive) w/ 2600cc	A	1 2	5-1516QG	
	All Wagons (Rear Drive) w/ AT	M	1 2 3	5-1503QG	
	All Wagons (Rear Drive) w/ MT	M	1 2 3	5-1516QG	
77-71	All	A	1 2	5-1503QG	
Colt Vista (AWD)					
91-85	All Wheel Drive	M	1 2 3	5-1503QG	
Conquest					
86-84	All	A	1 2	5-1516QG	
Viper					
05-03	All	A	1 2	5-178QG*	
96-92	All	R	1 2	5-178QG*	2
		R	3 4 5 6	5-178QG*	

1. See Appendix A for U-Joint Kits Greaseable thru the Bearing Cup
 2. See Appendix B-C for U-Bolts and Straps
 3. See Appendix D-E for CV Centering Yokes & Ball Seat Repair Kits
 4. Staked in place type U-Joints found on some models are non-replaceable
 * Also available in Ultra Seal - See Page #5

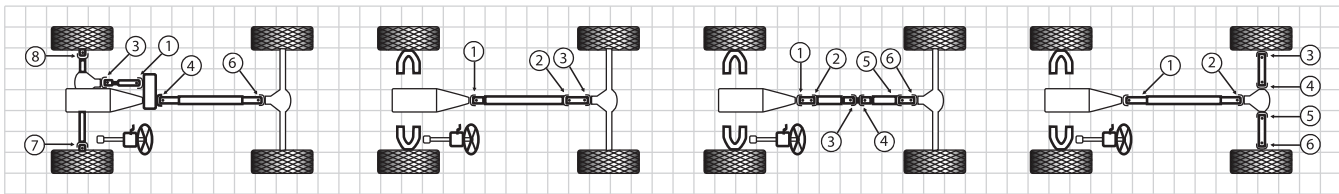


Figure L Figure M Figure P Figure R

Model & Year	Make	Figure	Position	Part No.	Notes
Eagle					
Summit Wagon AWD					
95-92	All	M	1 2 3	5-1503QG	
Talon AWD					
95-90	All	M	1 2 3	5-1503QG	
Edsel					
All					
61-58	All	A	1 2	5-153QG*	
Fiat					
Brava, 131, and Spider 124					
83-74	All	A	1 2	5-111QG	
Ford					
Fairmont and Maverick					
83-79	All	A	1 2	5-1200QG	
78-70	All	A	1	5-1200QG	
		A	2	5-1201QG	
Falcon and Falcon Futura					
70-69	All	A	1	5-1200QG	
		A	2	5-1201QG	
68-65	All w/ 6 Cyl. Eng. & 3 Spd MT	A	1 2	5-105QG	
	All w/ 8 Cyl. Eng. & Inside Lockup	A	1	5-2011QG	
		A	2	5-2173QG	
	All w/ 8 Cyl. Eng. & Outside Lockup	A	1	5-1200QG	
		A	2	5-1201QG	
64-63	All W 6 Cyl. Eng.	A	1 2	5-105QG	
	All w/ V8 Eng.	A	1	5-1200QG	
		A	2	5-1201QG	
62-60	All	A	1 2	5-105QG	

1. See Appendix A for U-Joint Kits Greaseable thru the Bearing Cup
 2. See Appendix B-C for U-Bolts and Straps
 3. See Appendix D-E for CV Centering Yokes & Ball Seat Repair Kits
 4. Staked in place type U-Joints found on some models are non-replaceable
 * Also available in Ultra Seal - See Page #5

Passenger Cars
 Two-Wheel Drive Trucks
 Four-Wheel Drive Trucks
 Appendix

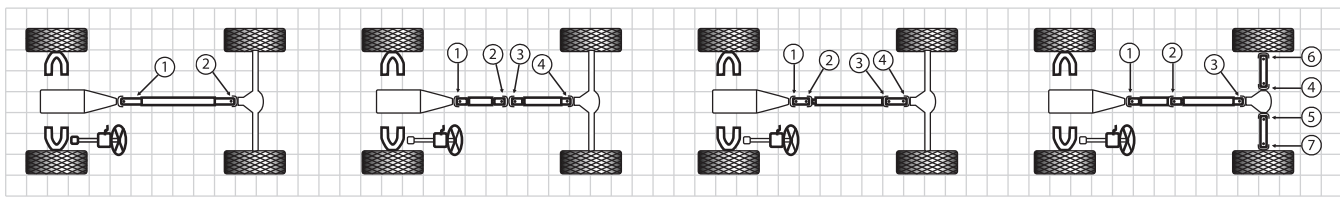


Figure A Figure C Figure F Figure I

Model & Year	Make	Figure	Position	Part No.	Notes
Ford (continued)					
Full Size-Crown Victoria, Custom 500, Elite, Fairlane, Galaxie, Gran Torino, LTD, Torino, and Full-Size Wagons					
06	All Exc. Police, Sport, or Taxi Option	A	1 2	5-178QG*	
05-04	All	A	1 2	5-4805QG	
03	All Exc. Police Option	A	1 2	5-4805QG	
02-95	All	A	1 2	5-213QG*	
94-90	All Exc. Trailer Towing Option and Police	A	1 2	5-153QG*	
	All w/ Trailer Towing Option and Police	A	1 2	5-213QG*	
89-82	All Exc. Towing Option	A	1 2	5-1200QG	
	All w/ Towing Option	A	1 2	5-213QG*	3
81-79	All Exc. Towing Option or Police	A	1 2	5-1200QG	
	All w/ Towing Option or Police	A	1 2	5-213QG*	3
78-75	All 78 w/ 302 V8	A	1	5-1200QG	
		A	2	5-1201QG	
	All w/ 351 V8 & 3.219" O/S Lockup	A	1	5-1200QG	
		A	2	5-1201QG	
	All w/ 351 V8 & 3.622" O/S Lockup	A	1	5-213QG*	3
		A	2	5-1204QG	
	All w/ 400 or 460 V8	A	1	5-213QG*	3
		A	2	5-1204QG	
74-66	All w/ 3.219" O/S Lockup	A	1	5-1200QG	
		A	2	5-1201QG	
	All w/ 3.622" O/S Lockup	A	1	5-213QG*	3
		A	2	5-1204QG	
65-64	All w/ 390, 427 or 428 V8	A	1	5-1203QG*	3
		A	2	5-1204QG	
65-63	All w/ 6 Cyl. and V8	A	1	5-1200QG	
		A	2	5-1201QG	
63	All w/ 390, 427 or 428 V8	A	1	5-1200QG	
		A	2	5-1201QG	
62-61	All	A	1	5-1200QG	
		A	2	5-1201QG	
60-59	All w/ Inside Lockup	A	1	5-2011QG	
		A	2	5-2140QG	
	All w/ Outside Lockup	A	1 2	5-153QG*	1 2 3

1. See Appendix A for U-Joint Kits Greaseable thru the Bearing Cup
 2. See Appendix B-C for U-Bolts and Straps
 3. See Appendix D-E for CV Centering Yokes & Ball Seat Repair Kits
 4. Staked in place type U-Joints found on some models are non-replaceable
 * Also available in Ultra Seal - See Page #5

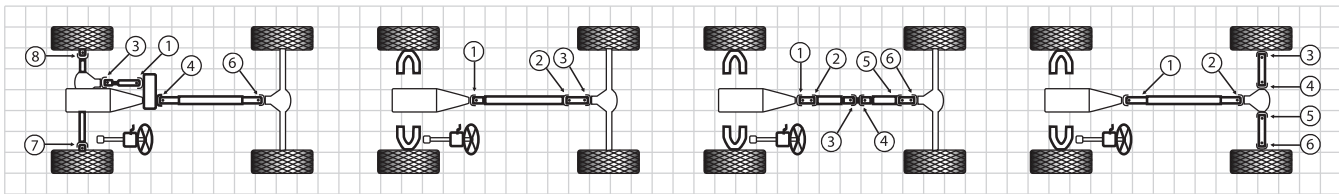


Figure L Figure M Figure P Figure R

Passenger Cars

Model & Year	Make	Figure	Position	Part No.	Notes
Ford (continued)					
Full Size-Crown Victoria, Custom 500, Elite, Fairlane, Galaxie, Gran Torino, LTD, Torino, and Full-Size Wagons (continued)					
58-56	All w/ Inside Lockup	A	1	5-2011QG	
		A	2	5-2031QG	
55-49	All w/ Outside Lockup	A	1 2	5-153QG*	1 2 3
	All	A	1	5-2011QG	
		A	2	5-2031QG	
Granada					
82-81	All	A	1 2	5-1200QG	
80-79	All	A	1	5-1200QG	
		A	2	5-1201QG	
78-75	All w/ 3.219" O/S Lockup	A	1	5-1200QG	
		A	2	5-1201QG	
	All w/ 3.622" O/S Lockup	A	1	5-213QG*	3
		A	2	5-1204QG	2
LTD II					
79	All w/ S stamped on yoke	A	1	5-3147QG*	2
		A	2	5-1312QG	
	All w/o S stamped on yoke	A	1	5-213QG*	3
		A	2	5-1204QG	
78-77	All	A	1	5-213QG*	3
		A	2	5-1204QG	
Mustang and Mustang II					
04-03	All Exc. Cobra	A	1 2	5-213QG*	2
	All Cobra	A	1 2	5-178QG*	2
02-96	All	A	1 2	5-213QG*	3
95-87	All Exc. 5.0L w/ 5 spd MT	A	1 2	5-153QG*	1 2 3
	All 5.0 L Eng. w/ 5 Spd MT	A	1 2	5-213QG*	3
	All w/ AT	A	1 2	5-153QG*	1 2 3
86-79	All	A	1 2	5-1200QG	
78-74	All	A	1	5-1200QG	
		A	2	5-1201QG	

Two-Wheel Drive Trucks

Four-Wheel Drive Trucks

Appendix

1. See Appendix A for U-Joint Kits Greaseable thru the Bearing Cup
 2. See Appendix B-C for U-Bolts and Straps
 3. See Appendix D-E for CV Centering Yokes & Ball Seat Repair Kits
 4. Staked in place type U-Joints found on some models are non-replaceable
 * Also available in Ultra Seal - See Page #5



Passenger Cars

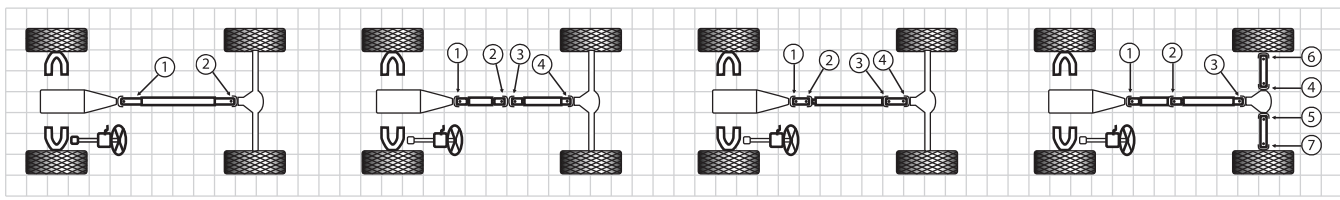


Figure A Figure C Figure F Figure I

Two-Wheel Drive Trucks

Four-Wheel Drive Trucks

Appendix

Model & Year	Make	Figure	Position	Part No.	Notes
Ford (continued)					
Mustang and Mustang II (continued)					
73-70	All w/ 3.219" O/S Lockup	A	1	5-1200QG	
		A	2	5-1201QG	
69-68	All w/ 3.622" O/S Lockup	A	1	5-213QG*	3
		A	2	5-1204QG	
	All w/ 200 6 cyl. & 3 Spd MT All w/ 289, 302 or 351 V8	A	1,2	5-105QG	
		A	2	5-1201	
67	All w/ 390, 427 or 428 V8	A	1	5-213QG*	3
		A	2	5-1204QG	
	All w/ 6 cyl. Eng. & 4 spd. MT or AT	A	1	5-1200QG	
		A	2	5-1201QG	
66-64	All w/ 200 6 cyl. and MT or 289 V8	A	1	5-105QG	
		A	1	5-1200QG	
	All w/ 289 V-8 All w/ 390 V-8	A	1	5-1200QG	
		A	1	5-213QG*	
Pinto	All	A	1,2	5-1200QG	
		A	1	5-1200QG	
	All w/ 170 or 200 6 cyl. w/ MT 260, 289 V8 & Inside Lockup All 200 6 cyl. w/ AT 260, 289 V8 & Outside Lockup All w/ 170 or 200 6 cyl. and MT	A	2	5-1201QG	
		A	1	5-2011QG	
		A	2	5-2173QG	
Tempo	All w/ All Wheel Drive	I	1 2 3	5-443QG	3
		I	4 5 6 7	5-443QG	3
Thunderbird	All	A	1,2	5-213QG*	3
		A	1,2	5-213QG*	3
	All w/ V6 Engine, Exc. Super Coupe	A	1,2	5-153QG*	1 2 3

1. See Appendix A for U-Joint Kits Greaseable thru the Bearing Cup
 2. See Appendix B-C for U-Bolts and Straps
 3. See Appendix D-E for CV Centering Yokes & Ball Seat Repair Kits
 4. Staked in place type U-Joints found on some models are non-replaceable
 * Also available in Ultra Seal - See Page #5

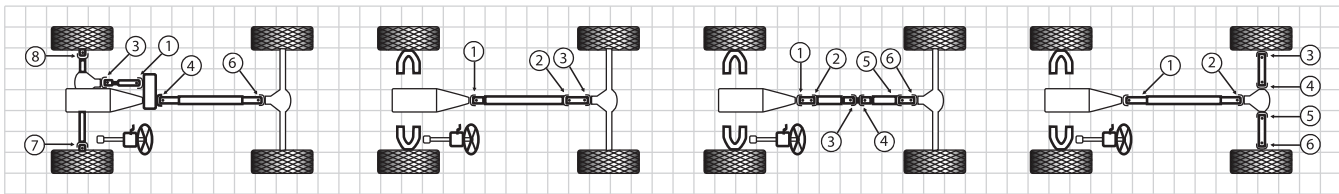


Figure L Figure M Figure P Figure R

Passenger Cars

Model & Year	Make	Figure	Position	Part No.	Notes
Ford (continued)					
Thunderbird (continued)					
90-89	All Exc. Super Coupe	A	1 2	5-153QG*	1 2 3
	All Super Coupe	A	1 2	5-213QG*	3
88-87	All Exc. Turbo Coupe w/ 5spd. MT	A	1 2	5-1200QG	
	All Turbo Coupe w/ 5spd. MT	A	1 2	5-213QG*	3
86-83	All	A	1 2	5-1200QG	
82-80	All	M	1	5-1200QG	
		M	2 3	5-153QG*	1 2 3
79	All w/ S stamped on slip yoke	A	1	5-213QG*	2
		A	2	5-1312QG	
	All w/o S stamped on slip yoke	A	1	5-213QG*	3
		A	2	5-1204QG	
78-77	All	A	1	5-213QG*	3
		A	2	5-1204QG	
76-73	All	A	1 2	5-213QG*	3
72	All	A	1	5-213QG*	3
		A	2	5-1204QG	
71-68	All	F	1 2 3 4	5-3147QG*	2
67	All w/ 2 Doors	A	1	5-213QG*	3
		A	2	5-1204QG	
	All w/ 4 Doors	C	1 2 3 4	5-213QG*	3
Hyundai					
Pony and Stellar					
87-84	All	A	1 2	5-443QG	2
Lincoln					
Continental					
87-82	All	M	1	5-1200QG	
		M	2 3	5-433QG	1
81-80	All Exc. Towing Option	A	1 2	5-1200QG	
	All w/ Towing Option	A	1 2	5-213QG*	3
79-78	All	F	1 2 3 4	5-3147QG*	2
77-63	All	F	1 2 3 4	5-213QG*	3

Two-Wheel Drive Trucks

Four-Wheel Drive Trucks

Appendix

1. See Appendix A for U-Joint Kits Greaseable thru the Bearing Cup
 2. See Appendix B-C for U-Bolts and Straps

3. See Appendix D-E for CV Centering Yokes & Ball Seat Repair Kits
 4. Staked in place type U-Joints found on some models are non-replaceable

* Also available in Ultra Seal - See Page #5



Passenger Cars

Two-Wheel Drive Trucks

Four-Wheel Drive Trucks

Appendix

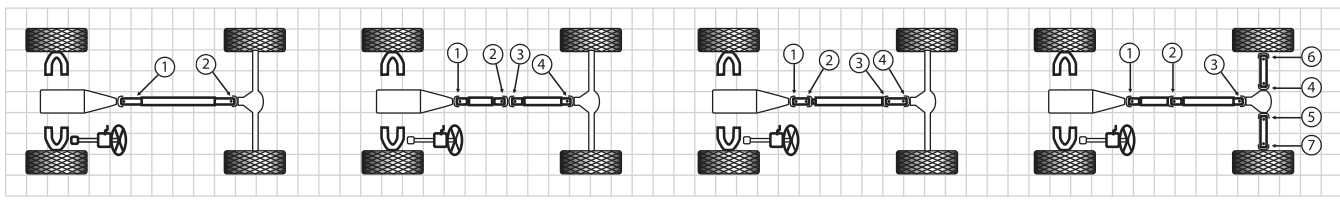


Figure A Figure C Figure F Figure I

Model & Year	Make	Figure	Position	Part No.	Notes
Lincoln (continued)					
Continental (continued)					
62-61	All	A	1	5-153QG*	1 2 3
		A	2	5-134QG	
60-49	All	A	1 2	5-153QG*	1 2 3
Mark III, IV, V, VI and VII					
98-93	All	A	1 2	5-213QG*	2
92-84	All	A	1	5-1200QG	
		M	2 3	5-1200QG	
83-80	All Exc. Towing Option	A	1 2	5-1200QG	
	All w/ Towing Option	A	1 2	5-213QG*	3
79	All	A	1 2	5-213QG*	3
77	All	A	1 2	5-213QG*	2
78-77	All	A	1	5-213QG*	3
		A	2	5-1204QG	
77-76	All	A	1 2	5-213QG*	3
76-73	All	F	1 2 3 4	5-3147QG*	2
Town Car					
06-04	All	A	1 2	5-4805QG	
03	All Exc. Long Wheelbase	A	1 2	5-213QG*	2
02-95	All	A	1 2	5-213QG*	3
94-81	All Exc. Towing Option	A	1 2	5-153QG*	1 2 3
	All w/ Towing Option	A	1 2	5-213QG*	3
Versailles					
80-79	All	M	2 3	5-433QG	1
		M	1	5-153QG*	1 2 3
78-77	All	M	1 2 3	5-213QG*	3
Mazda					
323 and GLC					
81	Wagon	A	1 2	5-1514QG	
80-77	All	A	1 2	5-1514QG	
616, 618, 808 and 1200					
77-71	All	A	1 2	5-1504QG	

1. See Appendix A for U-Joint Kits Greaseable thru the Bearing Cup
 2. See Appendix B-C for U-Bolts and Straps
 3. See Appendix D-E for CV Centering Yokes & Ball Seat Repair Kits
 4. Staked in place type U-Joints found on some models are non-replaceable
 * Also available in Ultra Seal - See Page #5

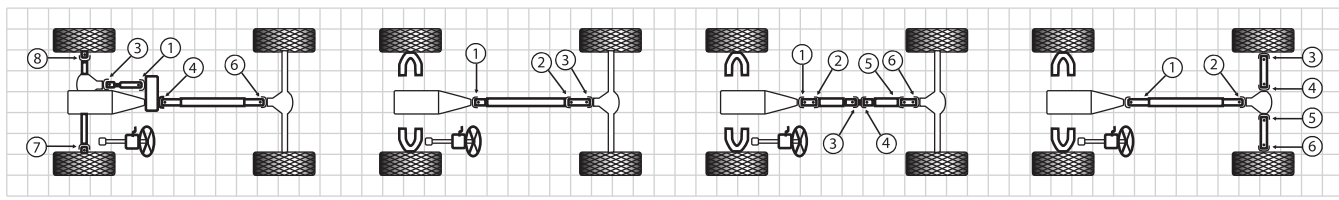


Figure L Figure M Figure P Figure R

Model & Year	Make	Figure	Position	Part No.	Notes
Mazda (continued)					
626					
82-79	All	M	1 2 3	5-1504QG	
929					
95	All Exc. w/Staked-in- U-Joints	A	1 2	5-1507QG	
RX1 (R-100), RX-2, RX-3 and RX-7					
83-71	All	A	1 2	5-1504QG	
Mercury					
Bobcat					
80	All	A	1 2	5-1200QG	
79-75	All	A	1	5-1200QG	
		A	2	5-1201QG	
Capri					
86-79	All	A	1 2	5-1200QG	
Comet, Cyclone, and Caliente					
77-71	All	A	1	5-1200QG	
		A	2	5-1201QG	
70-68	All w/ 200 or 250 6 Cyl. or 289 V8	A	1	5-1200QG	
		A	2	5-1201QG	
	All w/ V8 Exc. 289	A	1	5-213QG*	3
		A	2	5-1204QG	
67-66	All w/ 200 6 Cyl. or 289 V8	A	1	5-1200QG	
		A	2	5-1201QG	
	All w/ 390 or 427 V8	A	1	5-213QG*	3
		A	2	5-1204QG	
65	All w/ AT	A	1	5-1200QG	
		A	2	5-1201QG	
	All w/ MT	A	1 2	5-105QG	
64-63	All w/ 144, 170 or 200 6 Cyl.	A	1 2	5-105QG	
	All w/ 260 or 289 V8	A	1	5-1200QG	
		A	2	5-1201QG	
62-60	All	A	1 2	5-105QG	

1. See Appendix A for U-Joint Kits Greaseable thru the Bearing Cup
 2. See Appendix B-C for U-Bolts and Straps
 3. See Appendix D-E for CV Centering Yokes & Ball Seat Repair Kits
 4. Staked in place type U-Joints found on some models are non-replaceable
 * Also available in Ultra Seal - See Page #5

Passenger Cars

Two-Wheel Drive Trucks

Four-Wheel Drive Trucks

Appendix



Passenger Cars

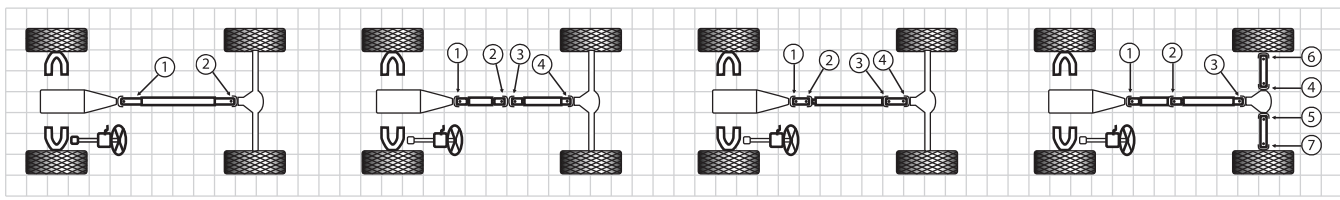


Figure A Figure C Figure F Figure I

Two-Wheel Drive Trucks

Four-Wheel Drive Trucks

Appendix

Model & Year	Make	Figure	Position	Part No.	Notes
Mercury (continued)					
Cougar and XR7					
97-94	All	A	1 2	5-213QG*	3
92-89	All Exc. XR7	A	1 2	5-153QG*	1 2 3
	All XR7	A	1 2	5-213QG*	3
88-83	All	A	1 2	5-1200QG	
82-80	All	M	1	5-1200QG	
		M	2 3	5-1200QG	
79	All Exc. Slip Yoke stamped "S"	A	1	5-213QG*	3
		A	2	5-1204QG	
		A	1	5-3147QG*	2
78-77	All	A	1	5-213QG*	3
		A	2	5-1204QG	
		A	1	5-1312QG	
76-75	All Exc. 351 V8 and C4 AT	A	1	5-213QG*	3
		A	2	5-1204QG	
	All w/ 351 V8 and C4 AT	A	1	5-213QG*	3
		A	2	5-1201QG	
74	All	A	1	5-213QG*	3
		A	2	5-1204QG	
73	All	A	1	5-1200QG	
		A	2	5-1201QG	
		A	1	5-1200QG	
72-71	All Exc. 351 or 429 V8 or 4 Spd MT	A	1	5-1200QG	
		A	2	5-1201QG	
	All w/ 351, 428, or 429 V8 or 4 Spd MT	A	1	5-213QG*	3
70-69	All w/ Boss 302, 390, 428 or 429 V8	A	1	5-213QG*	3
		A	2	5-1204QG	
	All w/ Std. 302 or 351 V8 or 250 6 Cyl.	A	1	5-1200QG	
68-67	All w/ 289 or 302 V8	A	1	5-1200QG	
		A	2	5-1201QG	
	All w/ 390, 427, or 428 V8	A	1	5-213QG*	3
		A	2	5-1204QG	

1. See Appendix A for U-Joint Kits Greaseable thru the Bearing Cup
 2. See Appendix B-C for U-Bolts and Straps
 3. See Appendix D-E for CV Centering Yokes & Ball Seat Repair Kits
 4. Staked in place type U-Joints found on some models are non-replaceable
 * Also available in Ultra Seal - See Page #5

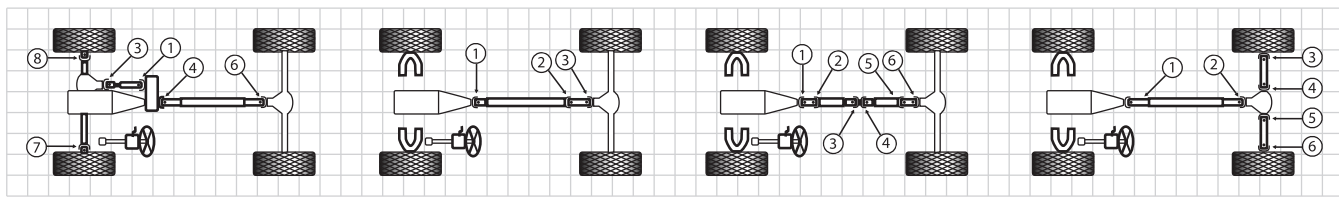


Figure L Figure M Figure P Figure R

Passenger Cars

Model & Year	Make	Figure	Position	Part No.	Notes
Mercury (continued)					
Full Size-Brougham, Marquis, Marauder, Grand Marquis, Monterey, and Full Size Station Wagon					
06-03	Grand Marquis	A	1 2	5-213QG*	2
04-03	Marauder	A	1 2	5-213QG*	2
02-95	All	A	1 2	5-213QG*	2
94-90	All Exc. Trailer Towing Option and Police	A	1 2	5-153QG*	
89-82	All Exc. Trailer Towing Option	A	1 2	5-1200QG	
	All w/ Trailer Towing Option	A	1 2	5-213QG*	3
81-79	All Exc. Trailer Towing Option or Police	A	1 2	5-1200QG	
	All w/ Trailer Towing Option or Police	A	1 2	5-213QG*	3
78-77	All w/ 3.219" O/S Lockup	A	1	5-1200QG	
		A	2	5-1201QG	
	All w/ 3.622" O/S Lockup	A	1	5-213QG*	3
		A	2	5-1204QG	
76-66	All	A	1	5-213QG*	3
		A	2	5-1204QG	
65	All w/ 3.219" O/S Lockup	A	1	5-1200QG	
		A	2	5-1201QG	
	All w/ 3.622" O/S Lockup	A	1	5-213QG*	3
		A	2	5-1204QG	
64	All	A	1	5-213QG*	3
		A	2	5-1204QG	
63-61	All 1963 w/ 390 or 427 V8	A	1	5-1203QG*	3
		A	2	5-1204QG	
	All Exc. 1963 with 390 or 427 V8	A	1	5-1200QG	
		A	2	5-1201QG	
60	All w/ 312 V8	A	1 2	5-153QG*	1 2 3
	All w/ 383 or 430 V8	A	1	5-153QG*	1 2 3
59-55	All	A	1 2	5-153QG*	1 2 3
Monarch					
80-79	All	A	1	5-1200QG	
		A	2	5-1201QG	
78-75	All w/ 3.219" O/S Lockup	A	1	5-1200QG	
		A	2	5-1201QG	

Two-Wheel Drive Trucks

Four-Wheel Drive Trucks

Appendix

1. See Appendix A for U-Joint Kits Greaseable thru the Bearing Cup
 2. See Appendix B-C for U-Bolts and Straps
 3. See Appendix D-E for CV Centering Yokes & Ball Seat Repair Kits
 4. Staked in place type U-Joints found on some models are non-replaceable
 * Also available in Ultra Seal - See Page #5



Passenger Cars

Two-Wheel Drive Trucks

Four-Wheel Drive Trucks

Appendix

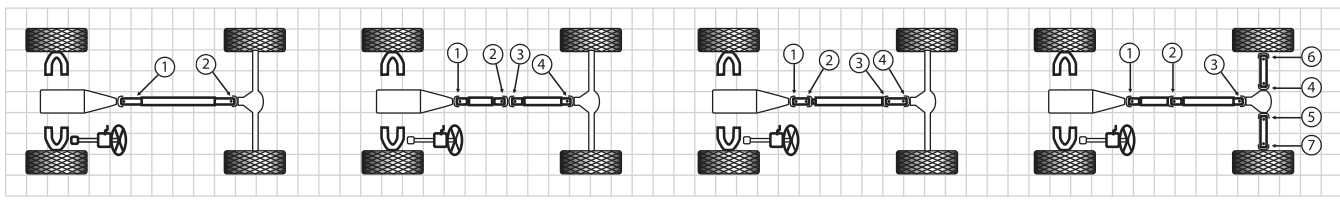


Figure A Figure C Figure F Figure I

Model & Year	Make	Figure	Position	Part No.	Notes
Mercury (continued)					
Monarch (continued)					
78-75	All w/ 3.622" O/S Lockup	A	1	5-213QG*	3
		A	2	5-1204QG	
Montego					
76-75	All w/ 351 V8 and 2 BC	A	1	5-1200QG	
		A	2	5-1201QG	
	All w/ 351V8 & 4 BC or 400 V8	A	1	5-213QG*	
		A	2	5-1201QG	
74-67	All w/ 460 V8	A	1	5-213QG*	3
		A	2	5-1204QG	
	All w/ 3.219" O/S Lockup	A	1	5-1200QG	
		A	2	5-1201QG	
	All w/ 3.622" O/S Lockup	A	1	5-213QG*	3
		A	2	5-1204QG	
Topaz					
91-87	w/ All Wheel Drive	I	1 2 3	5-433QG	1
		I	4 5 6 7	5-443QG	3
Zephyr					
83-78	All	A	1 2	5-1200QG	
MG					
MGB, MGB-GT, MK II, MK III, and Midget					
81-62	All	A	1 2	5-111QG	
MGC, and MGC/GT					
69-67	All	A	1 2	5-153QG*	
Nissan/Datsun					
200SX					
88-84	All w/Staked-In U-Joints	A	1 2	N/A	
83-78	All w/Staked-In U-Joints	R	1 2	N/A	
		R	3 4 5 6	N/A	
240SX					
97-89	All w/Staked-In U-Joints	A	1 2	N/A	

1. See Appendix A for U-Joint Kits Greaseable thru the Bearing Cup
 2. See Appendix B-C for U-Bolts and Straps
 3. See Appendix D-E for CV Centering Yokes & Ball Seat Repair Kits
 4. Staked in place type U-Joints found on some models are non-replaceable
 * Also available in Ultra Seal - See Page #5

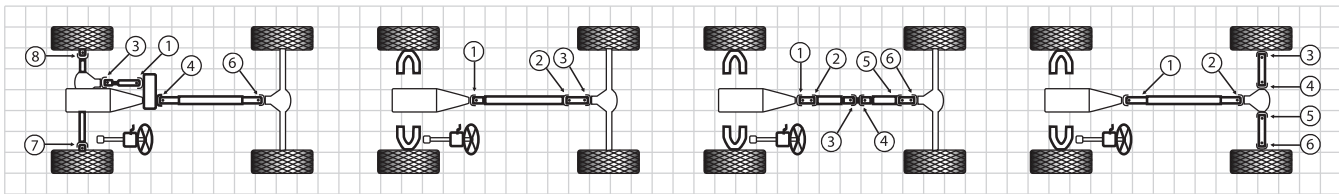


Figure L Figure M Figure P Figure R

Passenger Cars

Two-Wheel Drive Trucks

Four-Wheel Drive Trucks

Appendix

Model & Year	Make	Figure	Position	Part No.	Notes
Nissan/Datsun (continued)					
240Z, 260Z, 280Z, and 280ZX					
83-78	All Exc. Turbo (Position 1,2 U-Joints are staked in place)	R	1 2	N/A	4
		R	3 4 5 6	5-1505QG	
77-71	All	R	1 2	5-153QG*	
		R	3 4 5 6	5-1505QG	
510					
79-78	All	A	1 2	5-1501QG	
73-68	All	R	1 2	5-1501QG	
		R	3 4 5 6	5-1505QG	
610					
76-73	All	R	1 2	5-1501QG	
		R	3 4 5 6	5-1505QG	
710					
77-74	All	A	1 2	5-1501QG	
810, 810 Maxima					
81-77	All	R	1 2	5-1501QG	
		R	3 4 5 6	5-1505QG	
B110 (1200)					
73-71	All	A	1 2	5-1500QG	
Oldsmobile					
Cutlass, 442, F-85, and Vista Cruiser Wagon					
88-82	All w/ Inside Lockup	A	1 2	5-3147QG*	2
	All w/ Outside Lockup	A	1 2	5-178QG*	2
81-71	All	A	1 2	5-3147QG*	2
70-68	All Exc.425 or 455 V8	A	1 2	5-3147QG*	2
	All w/ 425 or 455 V8	A	1	5-213QG*	3
		A	2	5-1204QG	
67-64	All w/ Inside Lockup	A	1 2	5-3147QG*	2
	All w/ Outside Lockup	A	1 2	5-178QG*	2
63-61	All F-85	C	1 2 3 4	5-2011QG	
63-57	All Exc. F-85	M	1 2 3	5-3147QG*	2

1. See Appendix A for U-Joint Kits Greaseable thru the Bearing Cup
 2. See Appendix B-C for U-Bolts and Straps
 3. See Appendix D-E for CV Centering Yokes & Ball Seat Repair Kits
 4. Staked in place type U-Joints found on some models are non-replaceable
 * Also available in Ultra Seal - See Page #5



Passenger Cars

Two-Wheel Drive Trucks

Four-Wheel Drive Trucks

Appendix

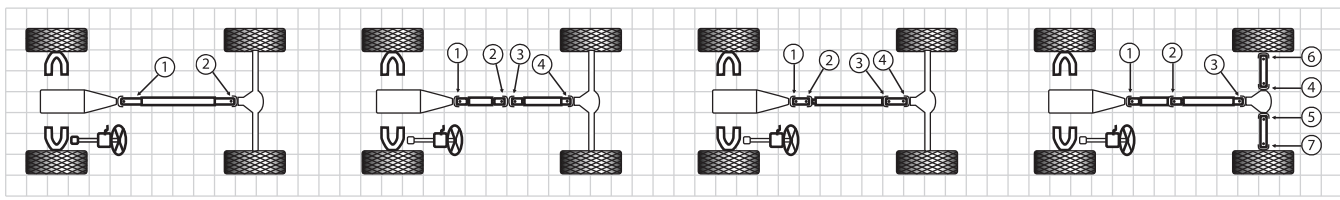


Figure A Figure C Figure F Figure I

Model & Year	Make	Figure	Position	Part No.	Notes
Oldsmobile (continued)					
Eighty-Eight and Custom Cruiser Wagon					
94-86	Custom Cruiser Wagon	A	1 2	5-3147QG*	2
85	All	A	1 2	5-3147QG*	2
84-82	All w/ Inside Lockup	A	1 2	5-3147QG*	2
	All w/ Outside Lockup	A	1 2	5-178QG*	2
81-80	All	A	1 2	5-3147QG*	2
79-71	All w/ C.V. Head at Differential	M	1 2 3	5-3147QG*	2
	All w/ 2 Joint Shaft	A	1 2	5-3147QG*	2
72-71	All w/ C.V. Head at Differential	M	1 2 3	5-3147QG*	2
	All w/ 2 Joint Shaft	A	1 2	5-3147QG*	2
70-68	All Exc. 425 or 455 V8	A	1 2	5-3147QG*	2
	All w/ 425 or 455 V8	A	1	5-213QG*	3
		A	2	5-1204QG	
67-66	All w/ Inside Lockup	A	1 2	5-3147QG*	2
	All w/ Outside Lockup	A	1 2	5-178QG*	2
65	All Exc. T.H. AT	A	1 2	5-3147QG*	2
	All w/ T.H. AT	A	1	5-213QG*	3
		A	2	5-1204QG	
64	All	A	1 2	5-3147QG*	2
63-61	All w/ Inside Lockup	A	1 2	5-3147QG*	2
	All w/ Outside Lockup	A	1	5-153QG*	1 2 3
		A	2	5-3022QG	
60-59	All w/ Outside Lockup	M	1 2	5-153QG*	1 2 3
		M	3	5-3022QG	
	All w/ Inside Lockup	M	1 2 3	5-3147QG*	2
58-57	All w/ Inside Lockup	M	1 2 3	5-3147QG*	2
	All w/ Outside Lockup	M	2	5-153QG*	
		M	1 3	5-3022QG	
Ninety-Eight					
84-82	All w/ Inside Lockup	A	1 2	5-3147QG*	2
	All w/ Outside Lockup	A	1 2	5-178QG*	2
81-71	All w/ C.V. Head at Differential	M	1 2 3	5-3147QG*	2
	All w/ 2 Joint Shaft	A	1 2	5-3147QG*	2

1. See Appendix A for U-Joint Kits Greaseable thru the Bearing Cup
 2. See Appendix B-C for U-Bolts and Straps
 3. See Appendix D-E for CV Centering Yokes & Ball Seat Repair Kits
 4. Staked in place type U-Joints found on some models are non-replaceable
 * Also available in Ultra Seal - See Page #5

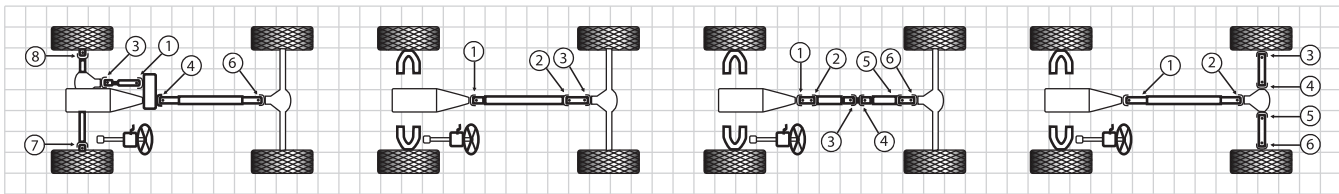


Figure L Figure M Figure P Figure R

Passenger Cars

Model & Year	Make	Figure	Position	Part No.	Notes
Oldsmobile (continued)					
Ninety-Eight (continued)					
70-68	All Exc. 425 or 455 V8	A	1 2	5-3147QG*	2
	All w/ 425 or 455 V8	A	1	5-213QG*	3
		A	2	5-1204QG	
67-66	All w/ Inside Lockup	A	1 2	5-3147QG*	2
	All w/ Outside Lockup	A	1 2	5-178QG*	2
65	All Exc. Turbo-Hydrumatic Transmission	A	1 2	5-3147QG*	2
	All w/ Turbo-Hydrumatic Transmission	A	1	5-213QG*	3
		A	2	5-1204QG	
64	All	A	1 2	5-3147QG*	2
63-61	All w/ Inside Lockup	A	1 2	5-3147QG*	2
	All w/ Outside Lockup	A	1	5-153QG*	2 3
		A	2	5-3022QG	
60-59	All w/ Inside Lockup	M	1 2 3	5-3147QG*	2
	All w/ Outside Lockup	M	1 2	5-153QG*	2 3
		M	3	5-3022QG	
58-57	All w/ Inside Lockup	M	1 2 3	5-3147QG*	2
	All w/ Outside Lockup	M	1	5-3022QG	2
		M	2	5-153QG*	2 3
Omega					
79-77	All	A	1 2	5-153QG*	1 2 3
76	All Exc. 5 Spd MT	A	1 2	5-153QG*	1 2 3
	All w/ 5 Spd MT	A	1 2	5-3147QG*	2
75-73	All	A	1 2	5-153QG*	1 2 3
Starfire					
80-77	All	A	1 2	5-153QG*	1 2 3
76	All Exc. 5 Spd MT	A	1 2	5-153QG*	1 2 3
	All w/ 5 Spd MT	A	1 2	5-3147QG*	2
75	All	A	1 2	5-153QG*	1 2 3
66	All w/ Inside Lockup	A	1 2	5-3147QG*	2
		A	1 2	5-178QG*	2

Two-Wheel Drive Trucks

Four-Wheel Drive Trucks

Appendix

1. See Appendix A for U-Joint Kits Greaseable thru the Bearing Cup
 2. See Appendix B-C for U-Bolts and Straps

3. See Appendix D-E for CV Centering Yokes & Ball Seat Repair Kits

4. Staked in place type U-Joints found on some models are non-replaceable

* Also available in Ultra Seal - See Page #5



Passenger Cars

Two-Wheel Drive Trucks

Four-Wheel Drive Trucks

Appendix

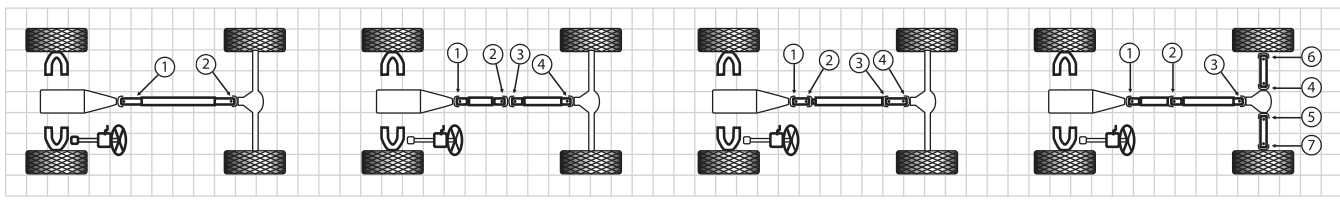


Figure A Figure C Figure F Figure I

Model & Year	Make	Figure	Position	Part No.	Notes
Oldsmobile (continued)					
Starfire (continued)					
66	All w/Outside Lockup	A	1 2	5-178QG*	
65	All Exc. Turbo-Hydramatic Transmission	A	1 2	5-3147QG*	2
	All w/Turbo-Hydramatic Transmission	A	1	5-213QG*	3
		A	2	5-1204QG	
64	All	A	1 2	5-3147QG*	2
63-61	All w/ Inside Lockup	A	1 2	5-3147QG*	2
	All w/ Outside Lockup	A	1	5-153QG*	1 2 3
		A	2	5-3022QG	
Plymouth					
Acclaim, Caravelle, Horizon, Sundance, Turismo					
92-84	All w/FWD Intermediate Shaft U-joint			5-1306QG	
Arrow, Sapporo					
83-79	All- w/1600cc	A	1 2	5-1503QG	
	All- w/2600cc	A	1 2	5-1516QG	
78-76	All	A	1 2	5-1503QG	
Barracuda					
74-73	All	A	1 2	5-1306QG	
72-68	All- w/1.078 Bearing Cap	A	1 2	5-1306QG	
	All- w/1.126 Bearing Cap	A	1 2	5-1309QG	
67-64		A	1 2	5-1306QG	
Pontiac					
6000 All Wheel Drive					
90-89	All	C	1	N/A	
		C	2 3	5-443QG	3
		C	4	5-3147QG*	2
Astre and Sunbird (Acadian See T-100)					
80-75	All	A	1 2	5-153QG*	1 2 3

1. See Appendix A for U-Joint Kits Greaseable thru the Bearing Cup
 2. See Appendix B-C for U-Bolts and Straps
 3. See Appendix D-E for CV Centering Yokes & Ball Seat Repair Kits
 4. Staked in place type U-Joints found on some models are non-replaceable
 * Also available in Ultra Seal - See Page #5

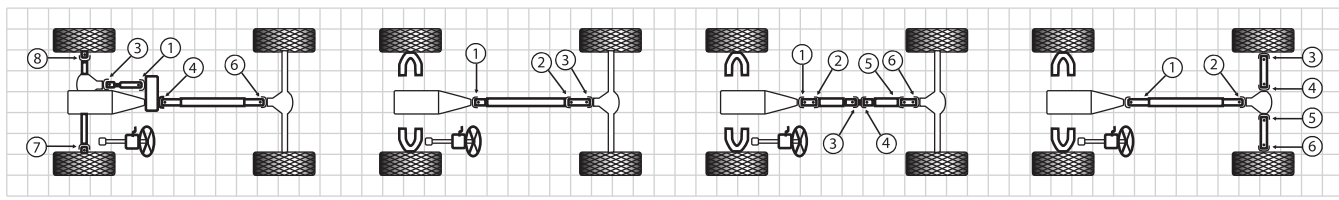


Figure L Figure M Figure P Figure R

Passenger Cars

Model & Year	Make	Figure	Position	Part No.	Notes
Pontiac (continued)					
Bonneville (RWD), Catalina, Executive, Grande Ville, Parisienne, Safari					
91-85	All	A	1 2	5-3147QG*	2
84-82	All w/ Inside Lockup	A	1 2	5-3147QG*	2
	All w/ Outside Lockup	A	1 2	5-178QG*	2
81-71	All w/ C.V. Head at differential	M	1 2 3	5-3147QG*	2
	All w/ 2 Joint Shaft	A	1 2	5-3147QG*	2
70-61	All	A	1 2	5-3147QG*	2
60-58	All	M	1 2 3	5-3147QG*	2
57-56	All	A	1 2	5-3147QG*	2
55-46	All Exc. 1953 with Powerglide	A	1	5-2011QG	
		A	2	5-2031QG	
53	All w/ Powerglide	A	1 2	5-153QG*	1 2 3
Firebird and Trans Am					
02	All	A	1 2	5-3147QG*	1 2 3
01-94	All Exc. Formula and Trans Am	M	1 3	5-3147QG*	2
		M	2	N/A	
	All Formula and Trans Am	A	1 2	5-3147QG*	2
93-88	All w/ Aluminum Drive Shaft	A	1	5-153QG*	1 2 3
		A	2	5-3022QG	
	All w/ Steel Drive Shaft	A	1 2	5-3147QG*	2
87-85	All	A	1 2	5-3147QG*	2
84-82	All w/ Inside Lockup	A	1 2	5-3147QG*	2
	All w/ Outside Lockup	A	1 2	5-178QG*	2
81-76	All	A	1 2	5-3147QG*	2
75-69	All	A	1 2	5-153QG*	1 2 3
68-67	All Exc. Turbo-Hydramatic Transmission	A	1 2	5-153QG*	1 2 3
	All w/Turbo-Hydramatic Transmission	A	1	5-3147QG*	2
		A	2	5-212QG	
Grand Am					
80-73	All	A	1 2	5-3147QG*	2

Two-Wheel Drive Trucks

Four-Wheel Drive Trucks

Appendix

1. See Appendix A for U-Joint Kits Greaseable thru the Bearing Cup
 2. See Appendix B-C for U-Bolts and Straps
 3. See Appendix D-E for CV Centering Yokes & Ball Seat Repair Kits
 4. Staked in place type U-Joints found on some models are non-replaceable
 * Also available in Ultra Seal - See Page #5

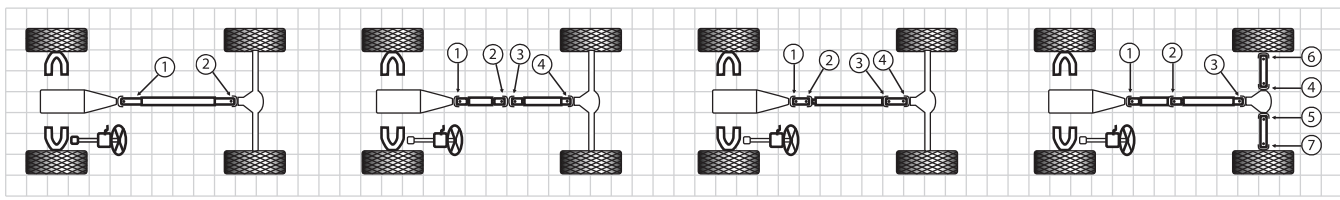


Figure A Figure C Figure F Figure I

Model & Year	Make	Figure	Position	Part No.	Notes
Pontiac (continued)					
Grand Prix					
87-85	All	A	1 2	5-3147QG*	2
84-82	All w/ Inside Lockup	A	1 2	5-3147QG*	2
	All w/ Outside Lockup	A	1 2	5-178QG*	2
81-63	All	A	1 2	5-3147QG*	2
GTO, Le Mans, and Tempest					
81-63	All	A	1 2	5-3147QG*	2
Phoenix					
79-77	All	A	1 2	5-153QG*	1 2 3
T-1000, Acadian					
87-81	All	A	1 2	5-350QG	
Ventura and Ventura II					
79-77	All w/ Inside Lockup at Front and Outside Lockup at Rear	A	1	5-3147QG*	2
		A	2	5-153QG*	1 2 3
	All w/ Outside Lockup Front and Rear	A	1 2	5-153QG*	1 2 3
76-71	All	A	1 2	5-153QG*	1 2 3
Rolls Royce					
All					
78-49	All	A	1 2	5-153QG*	
Rover					
All					
88-68	All w/ 2 Joint Shaft	R	1 2	5-153QG*	
80-60	All w/ 2 Joint Shaft	R	1 2	5-153QG*	1 2 3
	All Rear Shaft w/ 3.622" O/S Lockup	R	3 4 5 6	5-178QG*	2
	All Rear Shaft w/ 2.938" O/S Lockup	R	3 4 5 6	5-4QG	
	All w/ 3 Joint Shaft	I	1 2 3	5-153QG*	1 2 3
	All Rear Shaft w/ 3.662" O/S Lockup	I	4 5 6 7	5-178QG*	2
	All Rear Shaft w/ 2.938" O/S Lockup	I	4 5 6 7	5-4QG	

1. See Appendix A for U-Joint Kits Greaseable thru the Bearing Cup
 2. See Appendix B-C for U-Bolts and Straps
 3. See Appendix D-E for CV Centering Yokes & Ball Seat Repair Kits
 4. Staked in place type U-Joints found on some models are non-replaceable
 * Also available in Ultra Seal - See Page #5

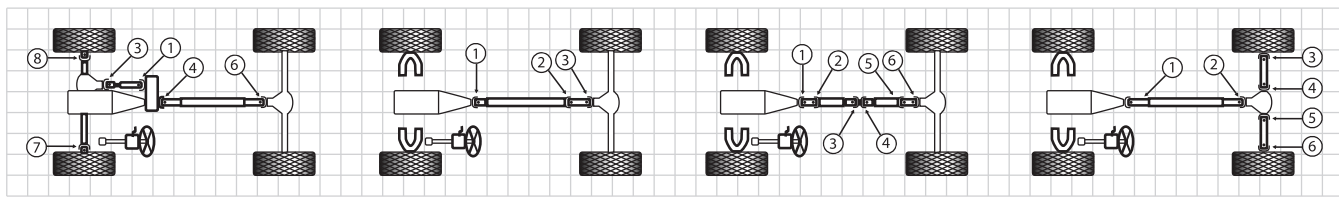


Figure L Figure M Figure P Figure R

Passenger Cars

Two-Wheel Drive Trucks

Four-Wheel Drive Trucks

Appendix

Model & Year	Make	Figure	Position	Part No.	Notes
Subaru					
Brat, 1800					
84-81	All w/ 4 Wheel Drive	R	1 2	5-1501QG	
Brat, GL (2 Door)					
88-85	All w/ 4 Wheel Drive	R	1 2	5-1501QG	
Brat, Station Wagon					
80-78	All w/ 4 Wheel Drive	R	1 2	5-1501QG	
77-75	All	R	1 2	5-1501QG	
		R	3 4 5 6	5-1505QG	
DL, GL, and RX					
89-85	All w/ Staked-In U-Joints	M	1 3	N/A	
Legacy					
91-90	All w/ Staked-In U-Joints	M	1 2	N/A	
Loyale					
93-90	All w/ Staked-In U-Joints	M	1 3	N/A	
SVX					
96-92	All w/ Staked-In U-Joints	M	1 3	N/A	
XT					
90-85	All w/ Staked-In U-Joints	M	1 3	N/A	
Toyota					
Camry					
91-88	All w/Staked-In U-Joints	M	1 2 3	N/A	
Carina					
73-71	All	A	1 2	5-1502QG	
Celica and Celica Supra					
85-81	All w/Staked-In U-Joints	M	1 2 3	N/A	
81-71	All w/ 2 Joint Shaft	A	1 2	5-1502QG	
	All w/ 3 Joint Shaft	A	1 2 3	5-1502QG	

1. See Appendix A for U-Joint Kits Greaseable thru the Bearing Cup
 2. See Appendix B-C for U-Bolts and Straps
 3. See Appendix D-E for CV Centering Yokes & Ball Seat Repair Kits
 4. Staked in place type U-Joints found on some models are non-replaceable
 * Also available in Ultra Seal - See Page #5



Passenger Cars

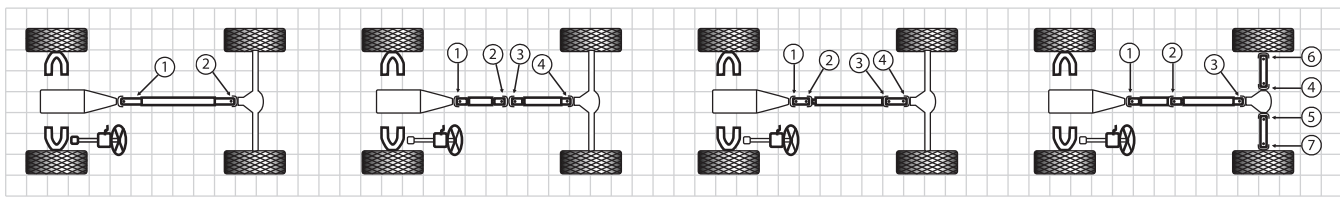


Figure A Figure C Figure F Figure I

Two-Wheel Drive Trucks

Four-Wheel Drive Trucks

Appendix

Model & Year	Make	Figure	Position	Part No.	Notes
Toyota (continued)					
Corolla					
84-80	All w/ 2 Joint Shaft	A	1 2	5-1502QG	
	All w/ 3 Joint Shaft	M	1 2 3	5-1502QG	
	All w/ 3 Joint Shaft w/Staked-In U-Joints	A	1 2 3	N/A	
79-67	All w/ 1200cc Engine	A	1 2	5-1500QG	
	All w/ 1600cc Engine	A	1 2	5-1502QG	
Corona, Corona MK II					
82-80	All	A	1 2	5-1502QG	
79-65	All w/ 2 Joint Shaft	A	1 2	5-1502QG	
	All w/ 3 Joint Shaft	A	1 2 3	5-1502QG	
Cressida					
88-85	All w/ Staked-In U-Joints	M	1 2 3	N/A	
87-78	All w/ 2 Joint Shaft	A	1 2	5-1502QG	
	All w/ 3 Joint Shaft	M	1 2 3	5-1502QG	4
Crown					
78-71	All	M	1 2 3	5-1510QG	
Starlet					
84-81	All	A	1 2	5-1500QG	
Supra					
93-86	All	M	1 2 3	5-1510QG	4
Triumph					
2000					
77-63	All	M	1 2	5-111QG	
Dolomite, GT-6, Spitfire, TR-7 and TR-8					
81-70	All	A	1 2	5-111QG	

1. See Appendix A for U-Joint Kits Greaseable thru the Bearing Cup
 2. See Appendix B-C for U-Bolts and Straps
 3. See Appendix D-E for CV Centering Yokes & Ball Seat Repair Kits
 4. Staked in place type U-Joints found on some models are non-replaceable
 * Also available in Ultra Seal - See Page #5

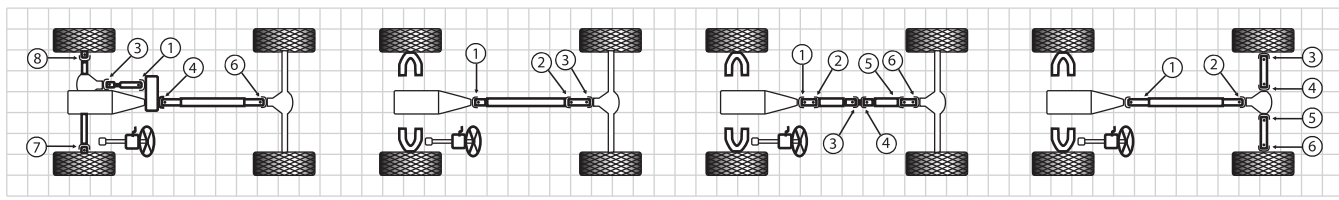


Figure L Figure M Figure P Figure R

Model & Year	Make	Figure	Position	Part No.	Notes
Volvo					
122					
68-60	All	M	1 2 3	5-111QG	
240 and 260 Series					
93-85	All	M	1 2 3	5-4QG	
84-75	All w/ 1.750" Drive Shaft Tube	M	1 2	5-111QG	
		M	3	5-4QG	
	All w/ 2.000" Drive Shaft Tube	M	1 2 3	5-153QG*	1 2 3
740 and 760 Series					
92-83	All w/ 1.750" Drive Shaft Tube	M	1 2	5-153QG*	1 2 3
		M	3	5-4QG	
	All w/ 2.250" Drive Shaft Tube	M	1 2 3	5-4QG	
	All w/ 2.000" Drive Shaft Tube	M	1 2 3	5-153QG*	1 2 3
81-68	All w/ Fuel Injection	M	1 2 3	5-153QG*	1 2 3
81-73	All w/o Fuel Injection	M	1 2	5-111QG	
		M	3	5-4QG	
94-91	All	M	1 2 3	5-4QG	
940 and 960 Series					
94-91	All	M	1 2 3	5-4QG	

1. See Appendix A for U-Joint Kits Greaseable thru the Bearing Cup
 2. See Appendix B-C for U-Bolts and Straps

3. See Appendix D-E for CV Centering Yokes & Ball Seat Repair Kits
 4. Staked in place type U-Joints found on some models are non-replaceable
 * Also available in Ultra Seal - See Page #5

Passenger Cars

Two-Wheel Drive Trucks

Four-Wheel Drive Trucks

Appendix

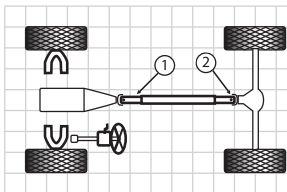


Figure A

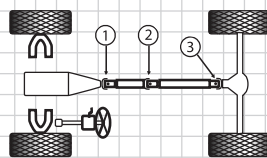


Figure B

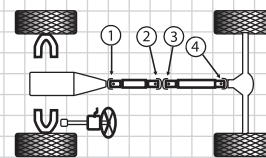


Figure C

Passenger Cars

Two-Wheel Drive Trucks

Four-Wheel Drive Trucks

Appendix

Model & Year	Make	Figure	Position	Part No.	Notes
Buick					
Rainier					
06-04	All	A	1 2	5-3147QG*	2
Cadillac					
Escalade					
06-02	All Exc. EXT or ESV	A	1 2	5-3147QG*	2
	All EXT or ESV	A	1	5-213QG*	
		A	2	5-212QG	
Chevrolet					
Astro Van					
05-04	All	A	1 2	5-3147QG*	2
03-85	All	A	1	5-3147QG*	2
		A	2	5-178QG*	2
Avalanche 1500 - 1/2 Ton Pick Up					
02	All	A	1	5-213QG*	3
		A	2	5-212QG	
Avalanche 2500 - 3/4 Ton Pick Up					
06-02	All	A	1 2	5-160QG*	2
Blazer (Full Size)/Tahoe					
06-95	All	A	1 2	5-3147QG*	2
84-82	All Full Size Exc. 4 Spd MT	A	1 2	5-3147QG*	2
	All Full Size w/ 4 Spd MT	A	1 2	5-178QG*	2
81-69	All Full Size Exc. 4 Spd MT	A	1 2	5-153QG*	1 2 3
	All Full Size w/ 4 Spd MT	A	1	5-178QG*	2
		A	2	5-153QG*	1 2 3
C10 and C1500 Series 1/2 Ton Pick Up and Suburban					
99-96	Pick Up Regular Cab Long Bed	A	1	5-213QG*	3
		A	2	5-212QG	
	Pick Up Extended Cab w/MT	B	1 2	5-213QG*	3
		B	3	5-212QG	

1. See Appendix A for U-Joint Kits Greaseable thru the Bearing Cup
 2. See Appendix B-C for U-Bolts and Straps

3. See Appendix D-E for CV Centering Yokes & Ball Seat Repair Kits

4. Staked in place type U-Joints found on some models are non-replaceable

* Also available in Ultra Seal - See Page #5

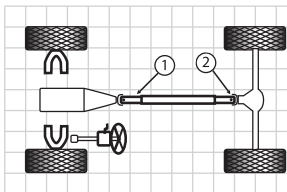


Figure A

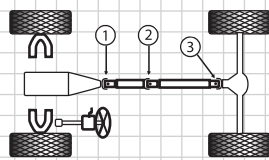


Figure B

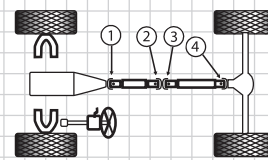


Figure C

Passenger Cars

Two-Wheel Drive Trucks

Four-Wheel Drive Trucks

Appendix

Model & Year	Make	Figure	Position	Part No.	Notes
Chevrolet (continued)					
C10 and C1500 Series 1/2 Ton Pick Up and Suburban (continued)					
91-88	Pick Up Extended Cab	B	1 3	5-3147QG*	2
	w/ AT and position 2 w/ Outside Lockup	B	2	5-178QG*	2
	Pick Up Extended Cab w/ AT and Inside Lockup	B	1 2 3	5-3147QG*	2
	Pick Up Reg. Cab w/ 2 Joint Shaft Position 1	A	1	5-213QG*	3
	w/ Outside Lockup Position 2				
	w/ 2 Inside & Outside Lockup	A	2	5-212QG	
	Pick Up Reg. Cab w/ 2 Joint Shaft w/ Outside Lockup	A	1 2	5-178QG*	2
	Pick Up Reg. Cab w/ 2 Joint Shaft w/ Inside Lockup	A	1 2	5-3147QG*	2
	Pick Up Reg. Cab w/ 3 Joint Shaft	B	1 2 3	5-178QG*	2
91-87	Suburban w/ 2 Joint Shaft	A	1 2	5-3147QG*	2
	Suburban w/ 3 Joint Shaft	B	1 2 3	5-3147QG*	2
87	Pick Up w/ 2 Joint Shaft	A	1 2	5-3147QG*	2
	Pick Up w/ 3 Joint Shaft Exc. 4 Spd MT	B	1 2 3	5-3147QG*	2
	Pick Up w/ 3 Joint Shaft w/ 4 Spd MT and v6	B	1	5-178QG*	2
	Pick Up w/ 3 Joint Shaft w/ 4 Spd MT and V8	B	2 3	5-3147QG*	2
86-82	All w/ 2 Joint Shaft	A	1 2	5-3147QG*	2
	All w/ 3 Joint Shaft & Inside Lockup	B	1 2 3	5-3147QG*	2
	All w/ 3 Joint Shaft & Outside Lockup	B	1 2 3	5-178QG*	2
81-79	Pick Up w/ 2 Joint Shaft	A	1 2	5-153QG*	1 2 3
	Pick Up w/ 3 Joint Shaft w/ 1.063" Brg. Cup	A	1 2	5-153QG*	1 2 3
	Pick Up w/ 3 Joint Shaft w/ 1.188" Brg. Cup	A	1 2	5-178QG*	2
	Pick Up w/ 3 Joint Shaft frt & Ctr w/ 1.188" Brg. Cup	B	1 2	5-178QG*	2
	Pick Up w/ 3 Joint Shaft Rear Joint w/ 3.219" O/S Lockup	B	3	5-153QG*	1 2 3
	Pick Up w/ 3 Joint Shaft Rear w/ 1.063" & 1.125" Brg. Cup	B	3	5-212QG	
	Suburban w/ 2 Joint Shaft	A	1 2	5-153QG*	1 2 3
	Suburban w/ 3 Joint Shaft	B	1 2 3	5-153QG*	1 2 3
	Exc. Turbo-Hydramatic Transmission 400 AT or 4 Spd MT				
	Suburban w/ 3 Joint Shaft	B	1 2 3	5-178QG*	2
	w/Turbo-Hydramatic Transmission 400 AT or 4 Spd MT				
78	All w/ 2 Joint Shaft	A	1 2	5-153QG*	1 2 3
	All w/ 3 Joint Shaft	B	1 2 3	5-153QG*	1 2 3
	Exc. Turbo-Hydramatic Transmission 400 AT				

1. See Appendix A for U-Joint Kits Greaseable thru the Bearing Cup
 2. See Appendix B-C for U-Bolts and Straps

3. See Appendix D-E for CV Centering Yokes & Ball Seat Repair Kits
 4. Staked in place type U-Joints found on some models are non-replaceable

* Also available in Ultra Seal - See Page #5

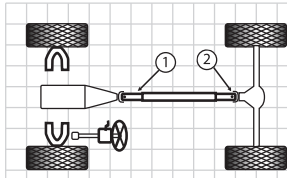


Figure A

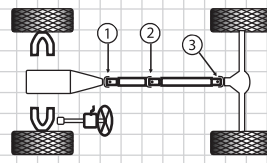


Figure B

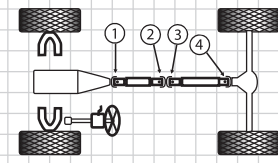


Figure C

Model & Year	Make	Figure	Position	Part No.	Notes	
Chevrolet (continued)						
C10 and C1500 Series 1/2 Ton Pick Up and Suburban (continued)						
78	All w/ 3 Joint Shaft	B	1 3	5-178QG*	2	
	w/ Turbo-Hydramatic Transmission 400	B	2	5-3147QG*	2	
77-73	All w/ 2 Joint Shaft w/ 3 Spd MT or Turbo-Hydramatic Transmission 350 AT	A	1 2	5-153QG*	1 2 3	
	All w/ 2 Joint Shaft w/ 4 Spd MT	A	1	5-178QG*	2	
		A	2	5-153QG*	1 2 3	
	All w/ 2 Joint Shaft w/ Turbo-Hydramatic Transmission 400 AT	A	1	5-213QG*	3	
	w/ Turbo-Hydramatic Transmission 400 AT	A	2	5-153QG*	1 2 3	
	All w/ 3 Joint Shaft w/ 3 Spd MT or Turbo-Hydramatic Transmission 350 AT	B	1 2 3	5-153QG*	1 2 3	
	All w/ 3 Joint Shaft w/ 4 Spd MT	B	1	5-178QG*	2	
		B	2 3	5-153QG*	1 2 3	
72-71	All w/ 3 Joint Shaft w/ Turbo-Hydramatic Transmission 400 AT	B	1	5-213QG*	3	
		B	2 3	5-153QG*	1 2 3	
	All w/ 2 Joint Shaft w/ 3 Spd MT or AT	A	1 2	5-153QG*	1 2 3	
	All w/ 2 Joint Shaft w/ 4 Spd MT	A	1	5-178QG*	2	
		A	2	5-153QG*	1 2 3	
		All w/ 3 Joint Shaft w/ 3 Spd MT	B	1 2 3	5-153QG*	1 2 3
	All w/ 3 Joint Shaft w/ 4 Spd MT	B	1	5-178QG*	2	
		B	2 3	5-153QG*	1 2 3	
	All w/ 3 Joint Shaft w/ Turbo-Hydramatic Transmission 350 AT	B	1 2 3	5-153QG*	1 2 3	
	All w/ 3 Joint Shaft w/ Turbo-Hydramatic Transmission 400 AT	B	1 3	5-213QG*	3	
70	All w/ 2 Joint Shaft w/ 3 Spd MT or AT	A	1 2	5-153QG*	1 2 3	
	All w/ 2 Joint Shaft w/ 4 Spd MT	A	1	5-178QG*	2	
		A	2	5-153QG*	1 2 3	
	All w/ 3 Joint Shaft w/ 3 Spd MT	B	1 2 3	5-153QG*	1 2 3	
	All w/ 3 Joint Shaft w/ 4 Spd MT and 396 V8	B	1 2 3	5-178QG*	2	
	All w/ 3 Joint Shaft w/ 4 Spd MT Exc. 396 V8	B	1	5-178QG*	2	
				2 3	5-153QG*	1 2 3
	All w/ 3 Joint Shaftw/ AT (Powerglide or Turbo-Hydramatic Transmission 350)	B	1 3	5-213QG*	3	
		B	1 2 3	5-153QG*	1 2 3	

1. See Appendix A for U-Joint Kits Greaseable thru the Bearing Cup
 2. See Appendix B-C for U-Bolts and Straps

3. See Appendix D-E for CV Centering Yokes & Ball Seat Repair Kits
 4. Staked in place type U-Joints found on some models are non-replaceable

* Also available in Ultra Seal - See Page #5

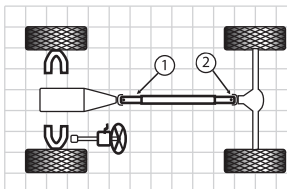


Figure A

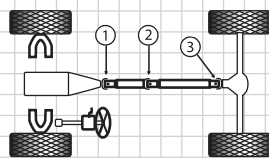


Figure B

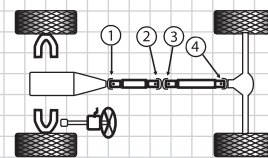


Figure C

Passenger Cars

Model & Year	Make	Figure	Position	Part No.	Notes
Chevrolet (continued)					
C10 and C1500 Series 1/2 Ton Pick Up and Suburban (continued)					
69-68	All w/ 3 Joint Shaft	B	1 3	5-213QG*	3
	w/ Turbo-Hydramatic Transmission 400 AT	B	2	5-178QG*	2
	All w/ 2 Joint Shaft w/ 3 Spd MT or AT	A	1 2	5-153QG*	1 2 3
	All w/ 2 Joint Shaft w/ 4 Spd MT	A	1	5-178QG*	2
	All w/ 3 Joint Shaft w/ 4 Spd MT Exc. 396 V8	B	1	5-178QG*	2 3
		B	2 3	5-153QG*	1 2 3
	All w/ 3 Joint Shaft w/ 4 Spd MT and 396 V8	B	1 2 3	5-178QG*	2
	All w/ 396 V8 w/ 4 Spd MT	B	1 2 3	5-178QG*	2
	All w/ 396 V8 w/ AT	B	1 3	5-213QG*	3
		B	2	5-178QG*	2
67	All w/ 3 Joint Shaft w/ 3 Spd. MT or AT (Exc. 396 V8)	B	1 2 3	5-153QG*	1 2 3
	All w/ 2 Joint Shaft w/ 3 Spd MT or AT	A	1 2	5-153QG*	1 2 3
	All w/ 2 Joint Shaft w/ 4 Spd MT	A	1	5-178QG*	2
		A	2	5-153QG*	1 2 3
	All w/ 3 Joint Shaft w/ 3 Spd MT or AT	B	1 2 3	5-153QG*	1 2 3
66-55	All w/ 3 Joint Shaft w/ 4 Spd MT	B	1	5-178QG*	2
		B	2 3	5-153QG*	1 2 3
	All w/ 2 Joint Shaft w/ 3 Spd MT or AT	A	1 2	5-153QG*	1 2 3
	All w/ 2 Joint Shaft w/ 4 Spd MT	A	1	5-178QG*	2
		A	2	5-153QG*	1 2 3
	All w/ 3 Joint Shaft w/ 3 Spd MT or AT	B	1 2 3	5-153QG*	1 2 3
	B	1	5-178QG*	2	
	B	2 3	5-153QG*	1 2 3	
C20 and C2500 Series 3/4 Ton Pick Up, Cab Chassis and Suburban					
00-91	Pick Up and Cab Chassis w/ 2 Joint Shaft	A	1 2	5-178QG*	2
	Pick Up and Cab Chassis w/ 3 Joint Shaft	B	1 2 3	5-178QG*	2
00-92	Suburban	A	1 2	5-178QG*	2
91	Suburban Exc. Diesel Eng.	B	1 2 3	5-178QG*	2
	Suburban w/ Diesel Eng.	B	1 3	5-178QG*	2
		B	2	5-3147QG*	2

Two-Wheel Drive Trucks

Four-Wheel Drive Trucks

Appendix

1. See Appendix A for U-Joint Kits Greaseable thru the Bearing Cup
 2. See Appendix B-C for U-Bolts and Straps

3. See Appendix D-E for CV Centering Yokes & Ball Seat Repair Kits
 4. Staked in place type U-Joints found on some models are non-replaceable

* Also available in Ultra Seal - See Page #5



Passenger Cars

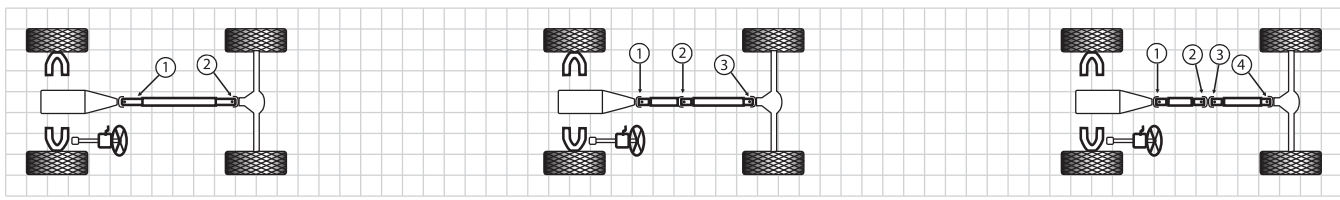


Figure A

Figure B

Figure C

Two-Wheel Drive Trucks

Four-Wheel Drive Trucks

Appendix

Model & Year	Make	Figure	Position	Part No.	Notes
Chevrolet (continued)					
C20 and C2500 Series 3/4 Ton Pick Up, Cab Chassis and Suburban (continued)					
90-88	Pick Up and Cab Chassis w/ 2 Door & Ext. Cab and 4 Door	B	1 2 3	5-178QG*	2
	Pick Up and Cab Chassis w/ 2 Door Reg. Cab	A	1 2	5-3147QG*	2
90-87	Suburban Exc. 454 V-8 w/ AT	B	1 3	5-178QG*	2
	Suburban w/ 454 V-8 and AT	B	2	5-3147QG*	2
87	Pick Up and Cab Chassis w/ 2 Door & 3 Spd AT Exc. 454 V-8	B	1 3	5-178QG*	2
	Pick Up and Cab Chassis w/ 2 Door & 3 Spd AT w/ 454 V-8	B	2	5-3147QG*	2
	Pick Up and Cab Chassis w/ 2 Door & 4 Spd AT	B	3	5-178QG*	2
	Pick Up and Cab Chassis w/ 2 Door & MT	B	1 2 3	5-178QG*	2
	Pick Up and Chassis Cab 4 Door	B	1 2 3	5-178QG*	2
86-82	Pick Up and Chassis Cab w/ Inside Lockup	B	1 2 3	5-3147QG*	2
	Pick Up and Chassis Cab w/ Outside Lockup	B	1 2 3	5-178QG*	2
86-82	Suburban w/ 2 Joint Shaft	A	1 2	5-3147QG*	2
	Suburban w/ 3 Joint Shaft w/ 454	B	1 2 3	5-178QG*	2
	Suburban w/ 3 Joint Shaft	B	1 3	5-178QG*	2
	Exc. 454 Pos 1,3 w/ Inside Lockup	B	2	5-3147QG*	2
	Suburban w/ 3 Joint Shaft	B	1 2	5-178QG*	2
	Exc. 454 Pos 1,2 w/ Outside Lockup	B	3	5-3147QG*	2
81	2 Door Pick Up and Cab Chassis w/ 3 Spd MT or Turbo-Hydramatic Transmission 350 AT	B	1 2	5-153QG*	1 2 3
	2 Door Pick Up and Cab Chassis w/ 4 Spd MT	B	3	5-3147QG*	2
	2 Door Pick Up and Cab Chassis w/ Turbo-Hydramatic Transmission 400 AT	B	1	5-178QG*	2
		B	2	5-153QG*	1 2 3
		B	3	5-3147QG*	2
	4 Door Pick Up and Cab Chassis Exc. 4 Spd MT or 454 V8	B	1 3	5-178QG*	2
		B	2	5-153QG*	1 2 3
	4 Door Pick Up and Cab Chassis w/ 4 Spd MT or 454 V8	B	1 2 3	5-178QG*	2
	Suburban w/ 454 V8	B	1 2 3	5-178QG*	2
	Suburban w/ AT Exc. 454 V-8	B	1 2	5-178QG*	2
		B	3	5-153QG*	1 2 3

1. See Appendix A for U-Joint Kits Greaseable thru the Bearing Cup
 2. See Appendix B-C for U-Bolts and Straps

3. See Appendix D-E for CV Centering Yokes & Ball Seat Repair Kits
 4. Staked in place type U-Joints found on some models are non-replaceable

* Also available in Ultra Seal - See Page #5

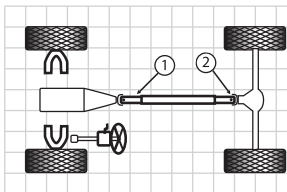


Figure A

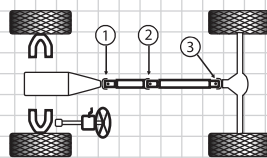


Figure B

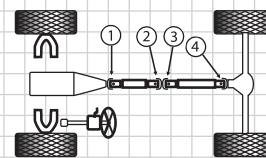


Figure C

Passenger Cars

Model & Year	Make	Figure	Position	Part No.	Notes
Chevrolet (continued)					
C20 and C2500 Series 3/4 Ton Pick Up, Cab Chassis and Suburban (continued)					
81	Suburban w/ MT Exc. 454 V-8	B	1 2	5-178QG*	2
		B	3	5-3147QG*	2
80-78	Pick Up and Cab Chassis w/ 2 Joint Shaft	A	1 2	5-153QG*	1 2 3
	Pick Up and Cab Chassis w/ 3 Joint Shaft and 1.063" Brg.	B	1 2 3	5-153QG*	2 3
	Pick Up and Cab Chassis w/ 3 Joint Shaft and 1.188" Brg.	B	1 2 3	5-178QG*	2
	Suburban w/ Turbo-Hydramatic Transmission 350 AT	B	1 2 3	5-153QG*	1 2 3
77-73	Suburban w/ Turbo-Hydramatic Transmission 400 AT or 4 Spd MT	B	1 2 3	5-178QG*	2
	All Exc. 400, 454 V8	B	1 2	5-153QG*	1 2 3
		B	3	5-178QG*	2
	All 400 V8	B	1	5-213QG*	3
		B	2 3	5-178QG*	2
All w/ 454 V8	B	1 2 3	5-178QG*	2	
72-67	All w/ 3 Spd MT or AT	B	1 2 3	5-153QG*	1 2 3
	All w/ 4 Spd MT	B	1 2 3	5-178QG*	2
66-62	All w/ 3 Spd MT or 2 Spd AT	A	1	5-153QG*	
		A	2	5-178QG*	2
	All w/ 3 Spd AT	B	1 2	5-153QG*	1 2 3
		B	3	5-178QG*	2
All w/ 4 Spd MT	A	1 2	5-178QG*	2	
C30 and C3500 Series 1 Ton Pick Up and Cab Chassis					
02	All w/2 Joint Shaft	A	1 2	5-160QG*	2
	All w/3 Joint Shaft	B	1 2 3	5-160QG*	2
01-97	All w/ 3 Joint Shaft w/ 3.622" O/S Lockup	B	1 2 3	5-178QG*	2
	All w/ 3 Joint Shaft w/ 4.187" O/S Lockup	B	1 2 3	5-1206QG	
96-91	All w/ 4 Joint Shaft	C	1 2 3 4	5-1206QG	
	All w/ 3 Joint Shaft	B	1 2 3	5-178QG*	2
	All w/ 4 Joint Shaft	C	1 2 3 4	5-1206QG	
All Chassis Cab and 3500 HD	B	1 2 3	5-1206QG		
90-79	All	B	1 2 3	5-178QG*	2
78-73	All Exc. Ext. Cab w/ 3 Spd MT or T.H. 350 AT	B	1 2	5-153QG*	1 2 3
		B	3	5-178QG*	2
	All Exc. Ext. Cab w/ 4 Spd MT or T.H. 400 AT	B	1 2 3	5-178QG*	2

Two-Wheel Drive Trucks

Four-Wheel Drive Trucks

Appendix

1. See Appendix A for U-Joint Kits Greaseable thru the Bearing Cup
 2. See Appendix B-C for U-Bolts and Straps

3. See Appendix D-E for CV Centering Yokes & Ball Seat Repair Kits

4. Staked in place type U-Joints found on some models are non-replaceable

* Also available in Ultra Seal - See Page #5



Passenger Cars

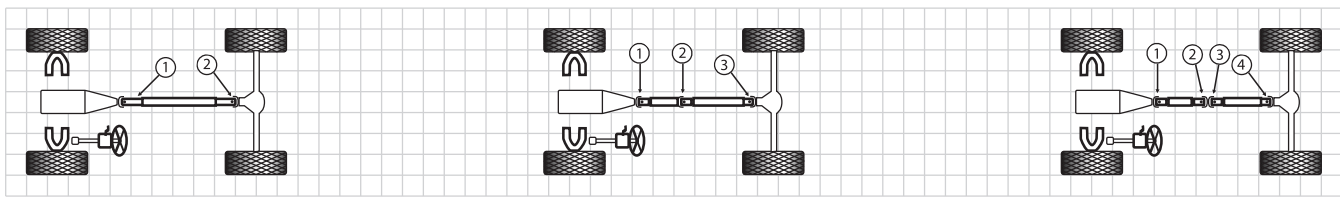


Figure A

Figure B

Figure C

Two-Wheel Drive Trucks

Four-Wheel Drive Trucks

Appendix

Model & Year	Make	Figure	Position	Part No.	Notes
Chevrolet (continued)					
C30 and C3500 Series 1 Ton Pick Up and Cab Chassis (continued)					
78-73	All Ext. Cab Includes Dual Rear Wheel Models	B	1 2 3	5-178QG*	2
72-68	All w/ AT Exc. 396 and 400 V8	B	1	5-153QG*	2 3
		B	2 3	5-178QG*	2
	All w/ AT w/ 396 and 400 V8	B	1	5-213QG*	3
		B	2 3	5-178QG*	2
	All w/ MT	B	1 2 3	5-178QG*	2
67-60	All w/ AT	B	1	5-153QG*	2 3
		B	2 3	5-178QG*	2
	All w/ MT	B	1 2 3	5-178QG*	2
Colorado					
06-04	All w/2 Joint Shaft	A	1	5-213QG*	
		A	2	5-212QG	
	All w/3 Joint Shaft	B	1 2	5-213QG*	
		B	1 2	5-212QG	
El Camino					
88-73	All w/ Inside Lockup	A	1 2	5-3147QG*	2
	All w/ Outside Lockup	A	1 2	5-153QG*	1 2 3
72-65	All Exc. w/Turbo-Hydramatic Transmission or 454 Eng.	A	1 2	5-153QG*	1 2 3
	All w/Turbo-Hydramatic Transmission or 454 Eng.	A	1	5-3147QG*	2
		A	2	5-212QG	
G10, G1500 Series and Express 1/2 Ton Van					
06-03	All	A	1 2	5-178QG*	2
02-97	All w/ 2 Joint Shaft	A	1 2	5-178QG*	2
96	All w/ 2 Joint Shaft 110" W.B.	A	1 2	5-3147QG*	2
	All w/ 2 Joint Shaft 135" W.B.	A	1 2	5-178QG*	2
95-91	All w/ 2 Joint Shaft 125" W.B.	A	1	5-213QG*	3
	w/ Outside Lockup Pos 1 2 I/S and 2 O/S Lockup Pos 2	A	2	5-212QG	
	All w/ 2 Joint Shaft 110" W.B. w/ Inside Lockup	A	1 2	5-3147QG*	2
93-85	All w/ 3 Joint Shaft	B	1 2 3	5-3147QG*	2
90-85	All w/ 2 Joint Shaft	A	1 2 3	5-3147QG*	2

1. See Appendix A for U-Joint Kits Greaseable thru the Bearing Cup
 2. See Appendix B-C for U-Bolts and Straps
 3. See Appendix D-E for CV Centering Yokes & Ball Seat Repair Kits
 4. Staked in place type U-Joints found on some models are non-replaceable
 * Also available in Ultra Seal - See Page #5

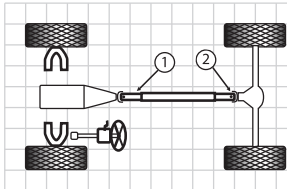


Figure A

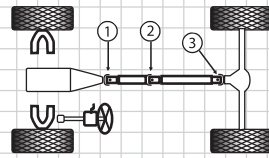


Figure B

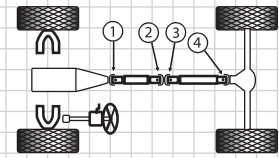


Figure C

Passenger Cars

Model & Year	Make	Figure	Position	Part No.	Notes
--------------	------	--------	----------	----------	-------

Chevrolet (continued)

G10, G1500 Series and Express 1/2 Ton Van (continued)

84-82	All w/ 2 Joint Shaft	A	1 2 3	5-3147QG*	2
	All w/ 3 Joint Shaft Exc. Turbo-Hydramatic Transmission 400 AT	B	1 2 3	5-3147QG*	2
81-78	All w/ 3 Joint Shaft w/ Turbo-Hydramatic Transmission 400 AT	B	1	5-178QG*	2
	All w/ 2 Joint Shaft w/ Inside Lockup	A	1 2	5-3147QG*	2
	All w/ 2 Joint Shaft w/ Outside Lockup	A	1 2	5-153QG*	1 2 3
	All w/ 3 Joint Shaft	B	1	5-3147QG*	2
	All w/ 3 Joint Shaft w/ Inside Lockup	B	1	5-3147QG*	2
	All w/ 3 Joint Shaft w/ 3.622" O/S Lockup	B	2 3	5-178QG*	2
77-64	All w/ 3 Joint Shaft w/ 3.219" O/S Lockup	B	2 3	5-153QG*	1 2 3
	All w/ 2 Joint Shaft	A	1 2	5-153QG*	1 2 3
	All w/ 3 Joint Shaft	B	1 2 3	5-153QG*	1 2 3

G20, G2500 Series and Express 3/4 Ton Van

06-03	All w/ 2 Joint Shaft	A	1 2	5-178QG*	2
	All w/ 3 Joint Shaft	B	1 2 3	5-1355QG	
02	All w/ 2 Joint Shaft	A	1 2	5-178QG*	2
	All w/ 3 Joint Shaft	B	1 2 3	5-178QG*	2
01-97	All w/ 2 Joint Shaft	A	1 2	5-178QG*	2
	All w/ 3 Joint Shaft	B	1 2 3	5-178QG*	2
96	All w/ 2 Joint Shaft 110" W.B.	A	1 2	5-3147QG*	2
	All w/ 2 Joint Shaft 135" W.B.	A	1 2	5-178QG*	2
	All w/ 3 Joint Shaft 155" W.B.	B	1 2 3	5-178QG*	2
95-91	All w/ 2 Joint Shaft 125" W.B.	A	1	5-213QG*	3
	w/ O/S Lockup w/ 2 I/S and 2 O/S	A	2	5-212QG	
	All w/ 2 Joint Shaft 110" W.B. w/ Inside Lockup and Steel Shaft	A	1 2	5-3147QG*	2
90-85	All w/ 2 Joint Shaft	A	1 2	5-3147QG*	2
	All w/ 3 Joint Shaft	B	1 2 3	5-3147QG*	2
84	All w/ 2 Joint Shaft	A	1 2	5-3147QG*	2
	All w/ 3 Joint Shaft Exc. Turbo-Hydramatic Transmission 400 AT	B	1 2 3	5-3147QG*	2

Two-Wheel Drive Trucks

Four-Wheel Drive Trucks

Appendix

1. See Appendix A for U-Joint Kits Greaseable thru the Bearing Cup
2. See Appendix B-C for U-Bolts and Straps

3. See Appendix D-E for CV Centering Yokes & Ball Seat Repair Kits

4. Staked in place type U-Joints found on some models are non-replaceable

* Also available in Ultra Seal - See Page #5



Passenger Cars

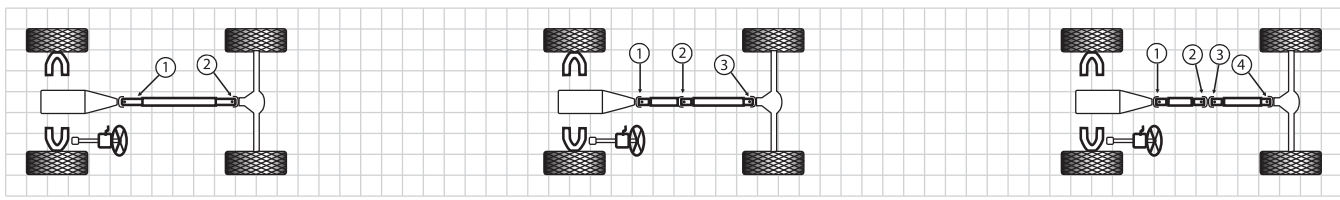


Figure A

Figure B

Figure C

Two-Wheel Drive Trucks

Four-Wheel Drive Trucks

Appendix

Model & Year	Make	Figure	Position	Part No.	Notes
Chevrolet (continued)					
G20, G2500 Series and Express 3/4 Ton Van (continued)					
84	All w/ 3 Joint Shaft w/ Turbo-Hydramatic Transmission 400 AT	B	1	5-3147QG*	2
83-82	All w/ 2 Joint Shaft	A	1 2	5-153QG*	1 2 3
	All w/ 3 Joint Shaft	B	1 2 3	5-3147QG*	2
81	All w/ 2 Joint Shaft w/ I/S Lockup	A	1 2	5-3147QG*	2
	All w/ 2 Joint Shaft w/ Outside Lockup	A	1 2	5-153QG*	1 2 3
	All w/ 3 Joint Shaft Front Joint	B	1	5-3147QG*	2
80-79	All w/ 3 Joint Shaft Middle or Rear Joint 1.063" Brg.	B	2 3	5-153QG*	1 2 3
	All w/ 3 Joint Shaft Middle or Rear Joint 1.188" Brg	B	2 3	5-178QG*	2
	All w/ 2 Joint Shaft w/ Inside Lockup	A	1 2	5-3147QG*	2
78-76	All w/ 2 Joint Shaft w/ Outside Lockup	A	1 2	5-153QG*	1 2 3
	All w/ 3 Joint Shaft Exc. 400 V-8 and MT	B	1 2 3	5-3147QG*	2
75-67	All w/ 2 Joint Shaft Exc. 400 V8	A	1 2	5-153QG*	1 2 3
	All w/ 2 Joint Shaft w/ 400 V8	A	1	5-3147QG*	2
		A	2	5-212QG	
	All w/ 3 Joint Shaft Exc. 400 V8	B	1 2 3	5-153QG*	1 2 3
75-67	All w/ 3 Joint Shaft w/ 400 V-8 or MT	B	1	5-3147QG*	2
		B	2	5-213QG*	3
		B	3	5-178QG*	2
75-67	All w/ 2 Joint Shaft	A	1 2	5-153QG*	1 2 3
	All w/ 3 Joint Shaft	B	1 2 3	5-153QG*	1 2 3
G20 and G2500 Series 3/4 Ton Step Van					
90-85	All 125" W.B. Panel Van w/ AT	B	1 3	5-178QG*	2
		B	2	5-3147QG*	2
	All 125" W.B. Panel Van w/ MT	B	1 2 3	5-178QG*	2 3
	All 133" W.B. Panel Van w/ AT	B	1	5-178QG*	2
		B	2 3	5-3147QG*	2
84-82	All 133" W.B. Panel Van w/ MT	B	1 3	5-178QG*	2
		B	2	5-3147QG*	2
81-79	All	B	1 2	5-178QG*	2
	All Exc. 4 Spd MT	B	3	5-3147QG*	2
81-79		B	1 2	5-178QG*	2
		B	3	5-153QG*	1 2 3

1. See Appendix A for U-Joint Kits Greaseable thru the Bearing Cup
 2. See Appendix B-C for U-Bolts and Straps
 3. See Appendix D-E for CV Centering Yokes & Ball Seat Repair Kits
 4. Staked in place type U-Joints found on some models are non-replaceable
 * Also available in Ultra Seal - See Page #5

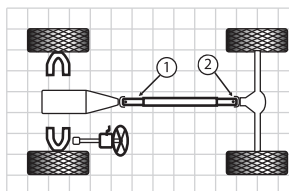


Figure A

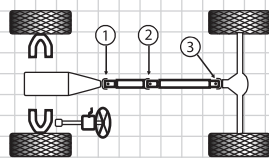


Figure B

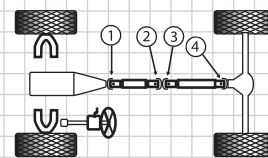


Figure C

Passenger Cars

Model & Year	Make	Figure	Position	Part No.	Notes
Chevrolet (continued)					
G20 and G2500 Series 3/4 Ton Step Van (continued)					
81-79	All w/ 4 Spd MT	B	1 2 3	5-178QG*	2 3
78-76	All w/ 2 Joint Shaft Exc. 4 Spd MT	A	1 2	5-153QG*	1 2 3
	All w/ 2 Joint Shaft w/ 4 Spd MT	A	1 2	5-178QG*	2
	All w/ 3 Joint Shaft Exc. 4 Spd MT	B	1 2	5-153QG*	1 2 3
		B	3	5-178QG*	2
	All w/ 3 Joint Shaft w/ 4 Spd MT	B	1 2 3	5-178QG*	2
75-67	All w/ 3 Spd MT or AT	B	1	5-153QG*	1 2 3
		B	2 3	5-178QG*	2
	All w/ 4 Spd MT	B	1 2 3	5-178QG*	2
66-60	All	B	1 2 3	5-178QG*	2
G30 and G3500 Series and Express 1 Ton Van					
06-03	All w/ 2 Joint Shaft w/135" Wheelbase	A	1 2	5-178QG*	2
	All w/ 2 Joint Shaft w/139" Wheelbase	A	1 2	5-160QG*	2
	All w/ 3 Joint Shaft w/155" Wheelbase	B	1 2 3	5-1355QG	
	All w/ 3 Joint Shaft w/159" or 177" Wheelbase	B	1	5-1355QG	
		B	2 3	5-0415QG	2
02	All w/ 2 Joint Shaft	A	1 2	5-178QG*	2
	All w/3 Joint Shaft Exc.135" or 139" Wheelbase or Dual Rear Wheels	B	1 2 3	5-178QG*	2
	All w/ 3 Joint Shaft w/135" or 139" Wheelbase	B	1 2 3	5-178QG*	2
	All w/ 3 Joint Shaft w/Dual Rear Wheels	B	1	5-160QG*	2
01-91	All w/ 2 Joint Shaft	A	1 2	5-178QG*	2
	All w/ 3 Joint Shaft	B	1 2 3	5-178QG*	2
90-85	All 125" W.B. Exc. 4 Spd AT	B	1 2 3	5-178QG*	2
	All 125" W.B. w/ 4 Spd AT	B	1	5-3147QG*	2
		B	2 3	5-178QG*	2
	All 146" W.B.	B	1 2 3	5-178QG*	2
84-83	All Cab Chassis	B	1 2 3	5-178QG*	2
	All Exc. Cab Chassis	B	1	5-3147QG*	2
		B	2 3	5-178QG*	2
82	All Cab Chassis w/ AT	B	1 2 3	5-178QG*	2
	All Exc. Cab Chassis w/ AT	B	1	5-3147QG*	2
		B	2 3	5-178QG*	2

Two-Wheel Drive Trucks

Four-Wheel Drive Trucks

Appendix

1. See Appendix A for U-Joint Kits Greaseable thru the Bearing Cup
 2. See Appendix B-C for U-Bolts and Straps

3. See Appendix D-E for CV Centering Yokes & Ball Seat Repair Kits

4. Staked in place type U-Joints found on some models are non-replaceable

* Also available in Ultra Seal - See Page #5



Passenger Cars

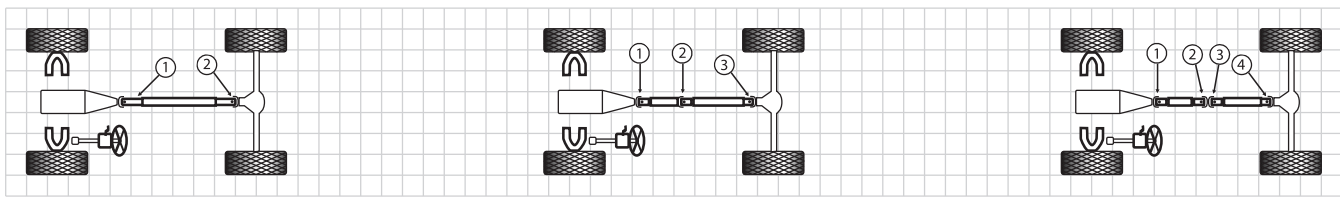


Figure A

Figure B

Figure C

Two-Wheel Drive Trucks

Four-Wheel Drive Trucks

Appendix

Model & Year	Make	Figure	Position	Part No.	Notes
Chevrolet (continued)					
G30 and G3500 Series and Express 1 Ton Van (continued)					
81-80	All Exc. 3 Spd MT	B	1 2 3	5-178QG*	2
	All w/ 3 Spd MT	B	1	5-3147QG*	2
79-78	All w/ 2 Joint Shaft	B	2 3	5-178QG*	2
	All w/ 3 Joint Shaft	A	1 2	5-178QG*	2
	Exc. Turbo-Hydramatic Transmission 400 AT	B	1	5-3147QG*	2
77-75	All w/ 3 Joint Shaft w/Turbo-Hydramatic Transmission 400 AT	B	2 3	5-178QG*	2
	All w/ 2 Joint Shaft Exc. 400 V8	B	1 2 3	5-178QG*	2
	All w/ 2 Joint Shaft w/ 400 V8	A	1 2	5-153QG*	1 2 3
74-67	All w/ 2 Joint Shaft w/ 400 V8	A	1	5-213QG*	3
	All w/ 3 Joint Shaft Exc. 400 V8	A	2	5-178QG*	2
	All w/ 3 Joint Shaft Exc. 400 V8	B	1	5-153QG*	1 2 3
	All w/ 3 Joint Shaft w/ 400 V8	B	2 3	5-178QG*	2
	All w/ 3 Joint Shaft w/ 400 V8	B	1	5-213QG*	3
	All w/ 3 Joint Shaft w/ 400 V8	B	2 3	5-178QG*	2
74-67	All w/ 2 Joint Shaft	A	1 2	5-1206QG	
	All w/ 3 Joint Shaft	B	1 2 3	5-153QG*	2 3
G30 and G3500 Series 1 Ton Step Van and Motor Home Chassis					
99-90	All w/ 3 Joint Shaft w/ 4 Wheel Disc Brakes	B	1 2 3	5-1206QG	
	All w/ 3 Joint Shaft w/ Rear Drum Brakes	B	1 2 3	5-178QG*	2
	All w/ 4 Joint Shaft w/ 4 Wheel Disc Brakes	C	1 2 3 4	5-1206QG	
89-88	All w/208" W.B. - Motor Home Chassis	C	1 2 3 4	5-160QG*	2
89-85	All 125", 133" or 137" W.B. w/ Rear Disc Brakes w/ AT	B	1 3	5-1206QG	
		B	2	5-178QG*	2
	All 125", 133" or 137" W.B. w/ Rear Disc Brakes w/ MT Exc. Turbo Diesel	B	1	5-153QG*	1 2 3
		B	2	5-178QG*	2
		B	3	5-1206QG	
	All 125", 133" or 137" W.B. w/ Rear Disc Brakes w/ MT w/ Turbo Diesel	B	1 2	5-178QG*	2
		B	3	5-1206QG	
	All 125", 133" or 137" W.B. w/ Rear Drum Brakes	B	1 2 3	5-178QG*	2
All 157" W.B. w/ Rear Disc Brakes w/ AT	B	1	5-1206QG		
	B	2	5-178QG*	2	
	B	3	5-1206QG		

1. See Appendix A for U-Joint Kits Greaseable thru the Bearing Cup
 2. See Appendix B-C for U-Bolts and Straps
 3. See Appendix D-E for CV Centering Yokes & Ball Seat Repair Kits
 4. Staked in place type U-Joints found on some models are non-replaceable
 * Also available in Ultra Seal - See Page #5

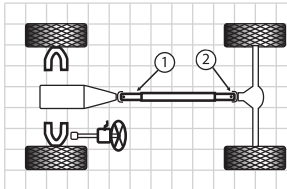


Figure A

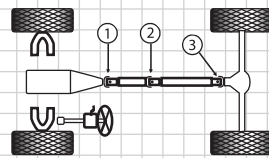


Figure B

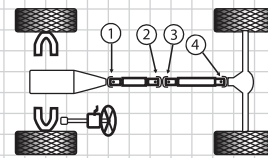


Figure C

Passenger Cars

Model & Year	Make	Figure	Position	Part No.	Notes
Chevrolet (continued)					
G30 and G3500 Series 1 Ton Step Van and Motor Home Chassis (continued)					
89-85	All 157" W.B. w/ Rear Disc Brakes w/ MT	B	1 2	5-178QG*	2
		B	3	5-1206QG	
	All 157" W.B. w/ Rear Drum Brakes	B	1 2 3	5-178QG*	2
	All 178" W.B. Motor Home Chassis w/ Rear Disc Brakes and AT	B	1	5-1206QG	
		B	2	5-178QG*	2
		B	3	5-1206QG	
	All 178" W.B. Motor Home Chassis w/ Rear Disc Brakes and MT	B	1 2	5-178QG*	2
		B	3	5-1206QG	
	All 178" W.B. Motor Home Chassis w/ Rear Drum Brakes	B	1 2 3	5-1206QG	
	All 178" W.B. Step Van w/ 3 Joints	B	1 2 3	5-178QG*	2
	All 178" W.B. Step Van w/ 4 Joints	C	1 2 3 4	5-178QG*	2
89-88	All 208" W.B. Motor Home Chassis	C	1 2 3 4	5-1206QG	
84-79	All 125", 133" or 137" W.B. w/ Rear Disc Brakes w/ 4 Spd MT	B	1	5-153QG*	1 2 3
		B	2 3	5-178QG*	2
	All 125", 133" or 137" W.B. w/ Rear Disc Brakes w/ T.H. 400 AT	B	1	5-153QG*	2
B		2 3	5-178QG*	2	
	All 125", 133" or 137" W.B. w/ Rear Drum Brakes	B	1 2 3	5-178QG*	2
	All 157" W.B. w/ Rear Disc Brakes w/ 4 Spd. MT	B	1 2 3	5-178QG*	2
	All 157" W.B. w/ Rear Disc Brakes w/ 4 Spd AT	B	1	5-1206QG	
B		2 3	5-178QG*	2	
	All 157" W.B. w/ Rear Drum Brakes	B	1 2 3	5-178QG*	2
	All 178" Motor Home Chassis	B	1	5-1206QG	
B		2 3	5-178QG*	2	
	All 125", 133" or 137" W.B. w/ Rear Disc Brakes w/ 400 AT	B	1	5-1206QG	
78-75	All 125" or 133" W.B. w/ 4 Wheel Disc Brakes	B	1 2	5-153QG*	2 3
		B	3	5-1206QG	
	All 125" or 133" W.B. w/ Drum Brakes	B	1 2 3	5-178QG*	2
	All 157" W.B. w/ 4 Wheel Disc Brakes	B	1	5-1206QG	
		B	2	5-153QG*	2 3
	B	3	5-1206QG		
	All 157" W.B. w/ Drum Brakes	B	1 2 3	5-178QG*	2

Two-Wheel Drive Trucks

Four-Wheel Drive Trucks

Appendix

1. See Appendix A for U-Joint Kits Greaseable thru the Bearing Cup
 2. See Appendix B-C for U-Bolts and Straps

3. See Appendix D-E for CV Centering Yokes & Ball Seat Repair Kits

4. Staked in place type U-Joints found on some models are non-replaceable

* Also available in Ultra Seal - See Page #5



Passenger Cars

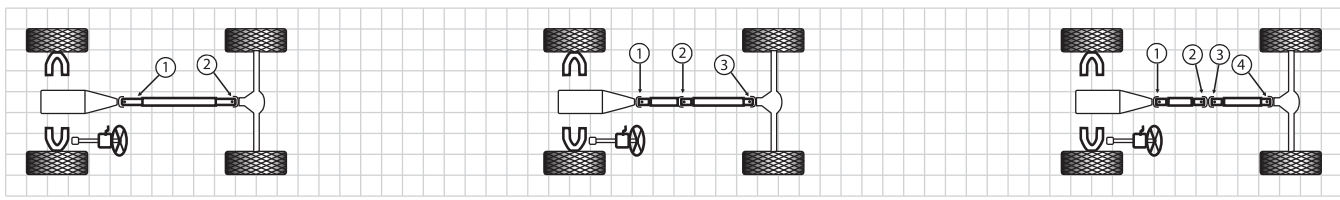


Figure A

Figure B

Figure C

Two-Wheel Drive Trucks

Four-Wheel Drive Trucks

Appendix

Model & Year	Make	Figure	Position	Part No.	Notes
Chevrolet (continued)					
G30 and G3500 Series 1 Ton Step Van and Motor Home Chassis (continued)					
74-68	All	B	1 2 3	5-178QG*	2
67-63	All 104" W.B. w/ 3 Spd MT or AT	A	1	5-153QG*	1 2 3
		A	2	5-178QG*	2
	All 104" W.B. w/ 4 Spd MT	A	1 2	5-178QG*	2
	All 125" or 137" W.B. w/ 3 Spd MT or A	B	1	5-153QG*	1 2 3
		B	2 3	5-178QG*	2
	All 125" or 137" W.B. w/ 4 Spd MT	B	1 2 3	5-178QG*	2
62-61	All 104" W.B. w/ 3 Spd MT	A	1	5-153QG*	1 2 3
		A	2	5-178QG*	2
	All 104" W.B. w/ 4 Spd MT or AT	A	1 2	5-178QG*	2
	All 125" or 137" W.B. w/ 3 Spd MT	B	1	5-153QG*	1 2 3
		B	2 3	5-178QG*	2
	All 125" or 137" W.B. w/ 4 Spd MT or AT	B	1 2 3	5-178QG*	2
60	All 104" W.B. w/ 3 Spd MT	A	1 2	5-153QG*	1 2 3
	All 104" W.B. w/ 4 Spd MT or AT	A	1 2	5-178QG*	2
	All 125" or 137" W.B. w/ 3 Spd MT	B	1	5-153QG*	1 2 3
		B	2 3	5-178QG*	2
	All 125" or 137" W.B. w/ 4 Spd MT or AT	B	1 2 3	5-178QG*	2
Luv					
82-71	All Long Bed	B	1 2 3	5-111QG	
	All Std. Bed	A	1 2	5-111QG	
P10 Series - 1/2 Ton Step Van					
80-79	All Exc. 4 Spd. M/T and Turbo 400 A/T	A	1 2	5-153QG*	2
	All w/4 Spd. M/T and Turbo 400 A/T	A	1	5-178QG*	
		A	2	5-153QG*	2
78-60	All w/2 Joint Shaft Exc. 4 Spd. M/T	A	1 2	5-153QG*	2
	All w/2 Joint Shaft w/4 Spd. M/T	A	1	5-178QG*	
		A	2	5-153QG*	2
Silverado SS - 1/2 Ton Pick Up					
06	All	B	1 2 3	5-178QG*	2
Silverado 1500 HD - 1/2 Ton Pick Up					
06-01	All	B	1 2 3	5-178QG*	2

1. See Appendix A for U-Joint Kits Greaseable thru the Bearing Cup
 2. See Appendix B-C for U-Bolts and Straps
 3. See Appendix D-E for CV Centering Yokes & Ball Seat Repair Kits
 4. Staked in place type U-Joints found on some models are non-replaceable
 * Also available in Ultra Seal - See Page #5

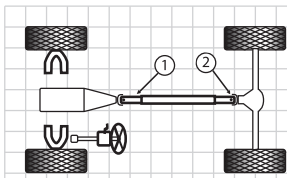


Figure A

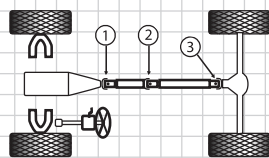


Figure B

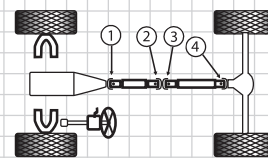


Figure C

Passenger Cars

Model & Year	Make	Figure	Position	Part No.	Notes
Chevrolet (continued)					
Silverado 1500 Series 1/2 Ton Pick Up and Suburban					
06-05	Pick Up w/119" & 134" Wheelbase	A	1 2	5-3147QG*	2
	Pick Up w/2 Joint Shaft w/133" & 143.5" Wheelbase	A	1	5-213QG*	
04-05	Pick Up w/3 Joint Shaft w/143.5" & 157.5" Wheelbase w/Manual Trans.	A	2	5-212QG	
		B	1 2	5-213QG*	
	Pick Up w/3 Joint Shaft w/143.5" & 157.5" Wheelbase w/Auto Trans.	B	3	5-212QG	
		B	1 2 3	5-3147QG*	2
06-02	Pick Up w/116" Wheelbase	A	1 2	5-3147QG*	2
	Pick Up w/133" Wheelbase	A	1	5-213QG*	
		A	2	5-212QG	
	Pick Up w/143.5" & 157.5" Wheelbase w/Manual Trans.	B	1	5-213QG*	
		B	2	5-212QG	
	Pick Up w/143.5" & 157.5" Wheelbase w/Auto Trans. Exc. 4 WheelSteering	B	1 2 3	5-3147QG*	2
01-99	Suburban	B	1 2	5-3147QG*	
		B	3	5-178QG*	2
06-02	Suburban	A	1	5-213QG*	
		A	2	5-212QG	
	Pick Up Regular Cab w/ Inside Lockup	A	1 2	5-3147QG*	2
		A	1	5-213QG*	3
	Pick Up Regular Cab w/ Outside Lockup	A	2	5-212QG	
		B	1 2 3	5-3147QG*	2
	Pick Up Extended Cab w/ Inside Lockup	B	1 2	5-213QG*	3
		B	3	5-212QG	
01-99	Suburban	A	1	5-213QG*	3
		A	2	5-212QG	
Silverado 2500 HD - 3/4 Ton Pick Up					
06-02	All w/133" Wheelbase w/Auto Trans. Exc. w/Allison Trans or 2" Body Raise	B	1 2 3	5-178QG*	2
	All w/133" Wheelbase w/Auto Trans. w/Allison Trans or 2" Body Raise	B	1 2 3	5-160QG*	2
	All w/133" Wheelbase w/Manual Trans. Exc. w/6.6 or 8.1 Liter Engine	B	1 2 3	5-160QG*	2
	All w/133" Wheelbase w/Manual Trans. w/6.6 or 8.1 Liter Engine	B	1 2 3	5-188QG*	2

Two-Wheel Drive Trucks

Four-Wheel Drive Trucks

Appendix

1. See Appendix A for U-Joint Kits Greaseable thru the Bearing Cup
 2. See Appendix B-C for U-Bolts and Straps

3. See Appendix D-E for CV Centering Yokes & Ball Seat Repair Kits
 4. Staked in place type U-Joints found on some models are non-replaceable
 * Also available in Ultra Seal - See Page #5



Passenger Cars

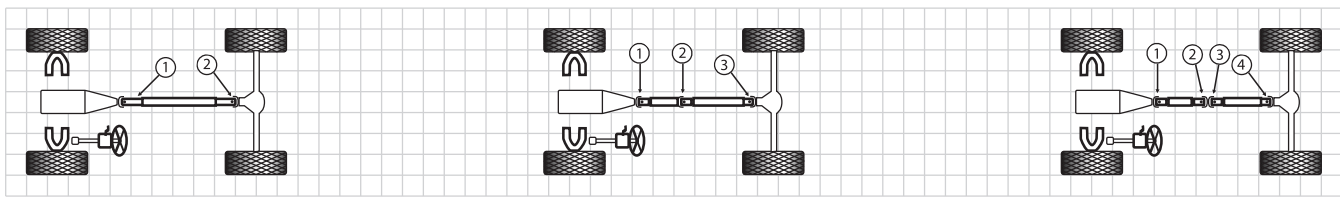


Figure A

Figure B

Figure C

Two-Wheel Drive Trucks

Four-Wheel Drive Trucks

Appendix

Model & Year	Make	Figure	Position	Part No.	Notes
Chevrolet (continued)					
Silverado 2500 HD - 3/4 Ton Pick Up (continued)					
06-02	All w/143.5", 153", or 167" Wheelbase w/Auto Trans.	B	1 2 3	5-160QG*	2
	All w/143.5", 153", or 167" Wheelbase w/Manual Trans.	B	1 2 3	5-188QG*	2
	All w/157.5" Wheelbase w/Auto Trans. Exc. w/Alison Trans.	B	1 2 3	5-0415QG	
	All w/157.5" Wheelbase w/Auto Trans. w/Alison Trans.	B	1 2 3	5-160QG*	2
Silverado 3500 Series 1 Ton Pick Up and Suburban					
06-05	All w/3 Joint Shaft w/Auto. Trans. Exc. 157" Wheelbase	B	1 2 3	5-160QG*	2
	All w/3 Joint Shaft w/Auto. Trans. w/157" Wheelbase	B	1 2 3	5-0415QG	
	All w/3 Joint Shaft w/Manual Trans.	B	1 2 3	5-188QG*	2
	All w/4 Joint Shaft	C	1 2 3 4	5-160QG*	2
04-02	All w/3 Joint Shaft w/Auto. Trans. Exc. 157" Wheelbase	B	1 2 3	5-160QG*	2
	All w/3 Joint Shaft w/Auto. Trans. w/157" Wheelbase	B	1 2 3	5-0415QG	
	All w/4 Joint Shaft	C	1 2 3 4	5-160QG*	2
01	All w/ 3 Joint Shaft w/ 3.622" O/S Lockup	B	1 2 3	5-178QG*	2
	All w/ 3 Joint Shaft w/ 4.187" O/S Lockup	B	1 2 3	5-1206QG	2
	All w/ 4 Joint Shaft	C	1 2 3 4	5-1206QG	
S-10 Blazer, Pick Up / Cab Chassis					
06-02	All Blazer	A	1 2	5-3147QG*	2
04-02	All Pick Up	A	1 2	5-3147QG*	2
01-97	All w/ 2 Joint Shaft	A	1 2	5-3147QG*	2
	All w/ 3 Joint Shaft	B	1 2 3	5-3147QG*	2
96-94	All Blazer and Std. Cab Short Bed Pick Up	A	1 2	5-3147QG*	2
	All Extended Cab Pick Up	B	1 2 3	5-3147QG*	2
	All Std. Cab Long Bed Pick Up	A	1	5-213QG*	3
		A	2	5-212QG	
93-82	All Long Bed Pick Up & Maxicab	B	1 2 3	5-3147QG*	2
	All Blazer and Std. Bed Pick Up	A	1 2	5-3147QG*	2
SSR					
06-03	All	A	1 2	5-3147QG*	2
Tiltmaster 40 and W4					
95-92	All Gas models w/ 2 Joint Shaft	A	1 2	5-1206QG	
	All Gas models w/ 3 Joint Shaft	B	1 2 3	5-1206QG	

1. See Appendix A for U-Joint Kits Greaseable thru the Bearing Cup
 2. See Appendix B-C for U-Bolts and Straps

3. See Appendix D-E for CV Centering Yokes & Ball Seat Repair Kits
 4. Staked in place type U-Joints found on some models are non-replaceable

* Also available in Ultra Seal - See Page #5

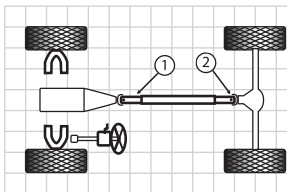


Figure A

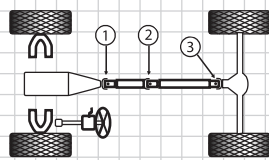


Figure B

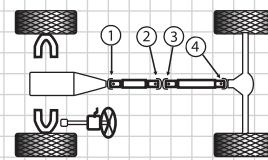


Figure C

Passenger Cars

Two-Wheel Drive Trucks

Four-Wheel Drive Trucks

Appendix

Model & Year	Make	Figure	Position	Part No.	Notes
Chevrolet (continued)					
Tiltmaster 50 and W5					
94-91	All w/ 2 Joint Shaft	A	1 2	5-155QG	2
	All w/ 3 Joint Shaft	B	1 2 3	5-155QG	2
Tracker					
04-02	All	A	1 2	5-1503QG	
Trailblazer					
06-02	All	A	1 2	5-3147QG*	2
3/4 Ton Pick Up and Suburban					
04-02	Pick Up w/133" Wheelbase w/Auto Trans.	A	1 2	5-178QG*	2
	Pick Up w/133" Wheelbase w/Manual Trans.	A	1 2	5-160QG*	2
	Pick Up w/143.5" Wheelbase	B	1 2 3	5-160QG*	2
	Pick Up w/157.5" Wheelbase	B	1 2 3	5-0415QG	
06-02	Suburban w/6.0 Liter Engine	A	1 2	5-178QG*	2
	Suburban w/8.1 Liter Engine	A	1 2	5-160QG*	2
01-99	All w/ 3 Joint Shaft w/ 3.66" O/S Lockup	B	1 2 3	5-178QG*	2
	All w/ 3 Joint Shaft w/ 4.187" O/S Lockup	B	1 2 3	5-1206QG	2
	Suburban	A	1 2	5-178QG*	2
Dodge					
Dakota					
06-00	All w/ 2 Joint Shaft	A	1 2	5-213QG*	3
	All w/ 3 Joint Shaft	B	1 2 3	5-213QG*	3
99-94	All w/ 2 Joint Shaft	A	1 2	5-1309QG	2
	All w/ 3 Joint Shaft	B	1 2 3	5-1309QG	2
93-92	All w/ 2 Joint Shaft	A	1 2	5-1306QG	1 2
	All w/ 3 Joint Shaft w/ 1.078" Brg. Cup	B	1 2 3	5-1306QG	1 2
93-92	All w/ 2 Joint Shaft	A	1 2	5-1309QG	2
	All w/ 3 Joint Shaft w/ 1.126" Brg. Cup	B	1 2 3	5-1309QG	2
91-87	All Long Bed	B	1 2 3	5-1306QG	1 2
	All Std. Bed	A	1 2	5-1306QG	1 2
Durango					
06-04	All	A	1 2	5-3147QG*	2

1. See Appendix A for U-Joint Kits Greaseable thru the Bearing Cup
 2. See Appendix B-C for U-Bolts and Straps

3. See Appendix D-E for CV Centering Yokes & Ball Seat Repair Kits

4. Staked in place type U-Joints found on some models are non-replaceable

* Also available in Ultra Seal - See Page #5



Passenger Cars

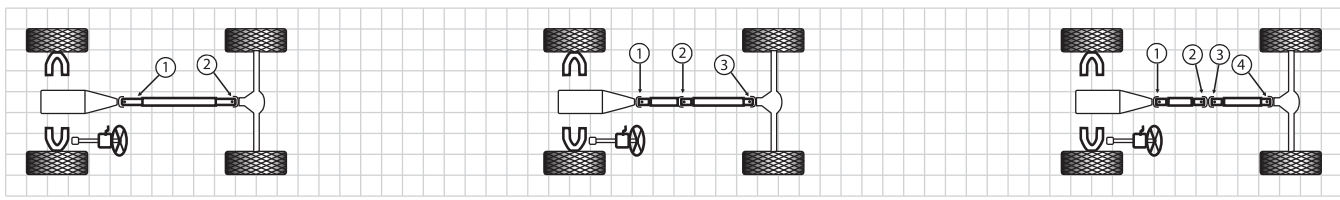


Figure A

Figure B

Figure C

Two-Wheel Drive Trucks

Four-Wheel Drive Trucks

Appendix

Model & Year	Make	Figure	Position	Part No.	Notes
Dodge (continued)					
Durango (continued)					
03-00	All w/ 2 Joint Shaft	A	1 2	5-213QG*	3
	All w/ 3 Joint Shaft	B	1 2 3	5-213QG*	3
D-50 and Ram 50					
93-89	All w/ 2 Joint Shaft and AT	A	1 2	5-1503QG	
	All w/ 2 Joint Shaft and MT	A	1 2	5-1516QG	
	All w/ 3 Joint Shaft and AT	B	1 2 3	5-1503QG	
	All w/ 3 Joint Shaft and MT	B	1 2 3	5-1516QG	
88-87	All w/ 2.0 Litre Engine	A	1 2	5-1503QG	
	All w/ 2.6 Litre Engine	B	1 2 3	5-1516QG	
86-83	All w/ 2.0 Litre Engine	B	1 2 3	5-1503QG	
	All w/ 2.3 Diesel or 2.6L Gas Engine	B	1 2 3	5-1516QG	
82-78	All w/ 2.517" O/S Lockup	A	1 2	5-1503QG	
	All w/ 3.027" O/S Lockup	A	1 2	5-1516QG	
D100,150 & Ram 1500 1/2 Ton Pick Up					
06-04	All w/ 2 Joint Shaft Exc. SRT10	A	1 2	5-213QG*	2
	All w/ 3 Joint Shaft w/SRT10	A	1 2	5-178QG*	2
	All w/ 3 Joint Shaft Exc. SRT10	B	1 2 3	5-213QG*	2
	All w/ 3 Joint Shaft w/SRT10	B	1 2 3	5-160QG*	2
03-00	All w/ 2 Joint Shaft	A	1 2	5-213QG*	3
	All w/ 3 Joint Shaft	B	1 2 3	5-213QG*	3
99-94	All w/ 1.126" Brg. Cup	A	1 2	5-1309QG	2
	All w/ 1.188" Brg. Cup	A	1 2	5-1206QG	
	All w/ 1.126" Brg. Cup	B	1 2 3	5-1309QG	2
	All w/ Aluminum/Graphite Shaft	A	1 2	5-797QG	
93-70	All w/ 2 Joint Shaft w/ 1.078" Brg. Cup	A	1 2	5-1306QG	1 2
	All w/ 2 Joint Shaft w/ 1.126" Brg. Cup	A	1 2	5-1309QG	2
	All w/ 3 Joint Shaft w/ 1.078" Brg. Cup	B	1 2 3	5-1306QG	1 2
	All w/ 3 Joint Shaft w/ 1.126" Brg. Cup	B	1 2 3	5-1309QG	2
	All w/ 2 Joint Shaft	A	1 2	5-1306QG	1 2
	All w/ 3 Joint Shaft	B	1 2 3	5-1306QG	1 2
69-61	All w/ 2 Joint Shaft	A	1 2	5-1306QG	1 2

1. See Appendix A for U-Joint Kits Greaseable thru the Bearing Cup
 2. See Appendix B-C for U-Bolts and Straps
 3. See Appendix D-E for CV Centering Yokes & Ball Seat Repair Kits
 4. Staked in place type U-Joints found on some models are non-replaceable
 * Also available in Ultra Seal - See Page #5

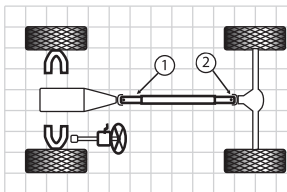


Figure A

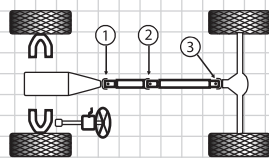


Figure B

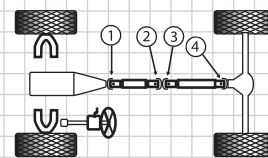


Figure C

Passenger Cars

Model & Year	Make	Figure	Position	Part No.	Notes
Dodge (continued)					
D100,150 & Ram 1500 1/2 Ton Pick Up (continued)					
69-61	All w/ 3 Joint Shaft	B	1 2 3	5-1306QG	1 2
60-50	All	A	1 2	5-153QG*	
D100, 150 & Ram 1500 Series 1/2 Ton Van					
03-99	All w/ 1.063" Brg. Cup	A	1 2	5-213QG*	3
	All w/ 1.188" Brg. Cup	A	1 2	5-1206QG	
02-99	All w/ 1.126" Brg. Cup	A	1 2	5-1309QG	2
98-94	All w/ 1.126" Brg. Cup	A	1 2	5-1309QG	2
	All w/ 1.188" Brg. Cup	A	1 2	5-1206QG	
93-92	All w/ 1.078" Brg. Cup	A	1 2	5-1306QG	1 2
	All w/ 1.126" Brg. Cup	A	1 2	5-1309QG	2
91-82	All	A	1 2	5-1306QG	1 2
81-78	All w/ 1.078" Brg. Cup	A	1 2	5-1306QG	1 2
	All w/ 1.126" Brg. Cup	A	1 2	5-1309QG	2
77-74	All Exc. 440 V8	A	1 2	5-1306QG	1 2
	All w/ 440 V8	A	1 2	5-1309QG	2
73-70	All	A	1 2	5-1306QG	1 2
69-63	All Exc. AT	A	1	N/A	
		A	2	5-1306QG	1 2
	All w/ AT	A	2	5-1306QG	1 2
D200, 250 & Ram 2500 3/4 Ton Pick Up					
06	All w/2 Joint Shaft	A	1 2	5-160QG*	2
	All w/3 Joint Shaft w/Auto Trans.	B	1 2 3	5-160QG*	2
06	All w/3 Joint Shaft w/Manual Trans.	B	1 2 3	5-1485QG	
	All w/3 Joint Shaft w/Mega Cab	B	1 2 3	5-0415QG	
05-02	All w/2 Joint Shaft	A	1 2	5-160QG*	2
	All w/3 Joint Shaft Exc. 6 Speed Trans.	B	1 2 3	5-160QG*	2
	All w/3 Joint Shaft w/6 Speed Trans.	B	1 2 3	5-1485QG	
01-94	All v10 and Turbo Diesel w/ 3 Joint Shaft	B	1 2 3	5-1206QG	
	All Exc. V10 and Turbo Diesel w/ 2 Joint Shaft	A	1 2	5-1309QG	2
	All Exc. V10 and Turbo Diesel w/ 3 Joint Shaft	B	1 2 3	5-1309QG	2
	All w/ Aluminum/Graphite Shaft	A	1 2	5-797QG	

Two-Wheel Drive Trucks

Four-Wheel Drive Trucks

Appendix

1. See Appendix A for U-Joint Kits Greaseable thru the Bearing Cup
 2. See Appendix B-C for U-Bolts and Straps

3. See Appendix D-E for CV Centering Yokes & Ball Seat Repair Kits

4. Staked in place type U-Joints found on some models are non-replaceable

* Also available in Ultra Seal - See Page #5



Passenger Cars

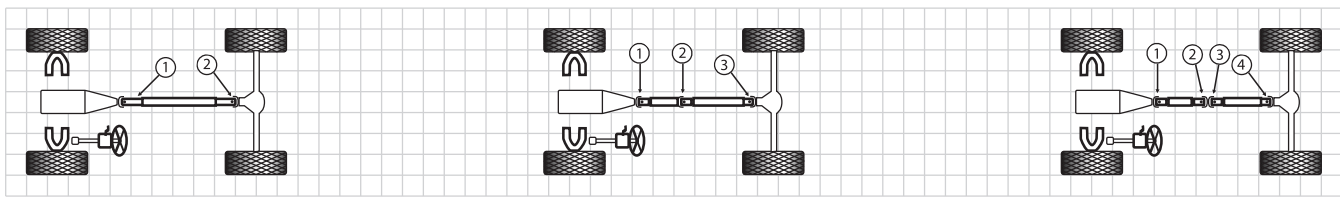


Figure A

Figure B

Figure C

Two-Wheel Drive Trucks

Four-Wheel Drive Trucks

Appendix

Model & Year	Make	Figure	Position	Part No.	Notes
Dodge (continued)					
D200, 250 & Ram 2500 3/4 Ton Pick Up (continued)					
93-89	All Exc. Diesel w/ 2 Joint Shaft	A	1 2	5-1306QG	1 2
	All Exc. Diesel w/ 3 Joint Shaft	B	1 2 3	5-1306QG	1 2
	All Diesel w/ 2 Joint Shaft	A	1 2	5-1206QG	
	All Diesel w/ 3 Joint Shaft	B	1 2 3	5-1306QG	1 2
88-82	All w/ 2 Joint Shaft	A	1 2	5-1306QG	1 2
	All w/ 3 Joint Shaft	B	1 2 3	5-1306QG	1 2
81-70	All w/ 2 Joint Shaft w/ 1.078" Brg. Cup	A	1 2	5-1306QG	1 2
	All w/ 2 Joint Shaft w/ 1.126" Brg. Cup	A	1 2	5-1309QG	2
	All w/ 3 Joint Shaft w/ 1.078" Brg. Cup	B	1 2 3	5-1306QG	1 2
	All w/ 3 Joint Shaft w/ 1.126" Brg. Cup	B	1 2 3	5-1309QG	2
69-60	All w/ 2 Joint Shaft	A	1 2	5-1306QG	1 2
	All w/ 3 Joint Shaft	B	1 2 3	5-1306QG	1 2
59-58	All	A	1 2	5-153QG*	
D200, 250 & Ram 2500 3/4 Ton Van					
03-02	All	A	1 2	5-213QG*	2
01-99	All w/ 1.063" Brg. Cup	A	1 2	5-213QG*	3
	All w/ 1.188" Brg. Cup	A	1 2	5-1206QG	
	All w/ 1.126" Brg. Cup	A	1 2	5-1309QG	2
98-94	All w/ 1.126" Brg. Cup	A	1 2	5-1309QG	2
	All w/ 1.188" Brg. Cup	A	1 2	5-1206QG	
93-92	All	A	1	5-1306QG	1 2
		A	2	5-1309QG	2
91-82	All	A	1 2	5-1306QG	1 2
81-74	All w/ 1.078" Brg. Cup	A	1 2	5-1306QG	1 2
	All w/ 1.126" Brg. Cup	A	1 2	5-1309QG	2
73-68	All	A	1 2	5-1306QG	1 2
67-63	All w/ 2 Joint Shaft	A	1 2	5-1306QG	1 2
	All w/ 3 Joint Shaft	B	1 2 3	5-1306QG	1 2
D300, 350 & Ram 3500 1 Ton Pick Up					
06	All w/2Joint Shaft	A	1 2	5-160QG*	2
	All w/ 3 Joint Shaft w/Auto Trans.	B	1 2 3	5-160QG*	2
	All w/ 3 Joint Shaft w/Manual Trans.	B	1 2 3	5-1485QG	

1. See Appendix A for U-Joint Kits Greaseable thru the Bearing Cup
 2. See Appendix B-C for U-Bolts and Straps
 3. See Appendix D-E for CV Centering Yokes & Ball Seat Repair Kits
 4. Staked in place type U-Joints found on some models are non-replaceable
 * Also available in Ultra Seal - See Page #5

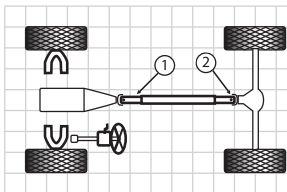


Figure A

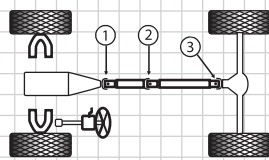


Figure B

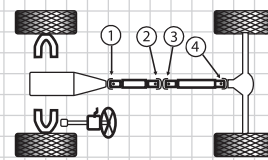


Figure C

Passenger Cars

Model & Year	Make	Figure	Position	Part No.	Notes
Dodge (continued)					
D300, 350 & Ram 3500 1 Ton Pick Up (continued)					
05-02	All w/ 2 Joint Shaft	A	1 2	5-160QG*	2
	All w/ 2 Joint Shaft Exc. 6 Speed Trans.	B	1 2 3	5-160QG*	2
	All w/ 3 Joint Shaft w/6 Speed Trans.	B	1 2 3	5-1485QG	
01-97	All Exc V-10 or Turbo Diesel	A	1	5-178QG*	2
	All w/ 2 Joint Shaft	A	2	5-1309QG	2
	All w/ 3 Joint Shaft	B	1 2 3	5-1309QG	2
	All w/ V-10 & Turbo Diesel w/o PTO	B	1 2 3	5-1206QG	
		A	1 2	5-1206QG	
96-94	All Exc. V10 or Turbo Diesel w/ 2 Joint Shaft	A	1 2	5-1309QG	2
	All Exc. V10 or Turbo Diesel w/ 3 Joint Shaft & 1.188" Brg. Cup	B	1 2 3	5-1206QG	
	All Exc. V10 or Turbo Diesel w/ 3 Joint Shaft & 1.078" Brg. Cup	B	1 2 3	5-1306QG	1 2
	All w/ Aluminum/Graphite Shaft	A	1 2	5-797QG	
93-89	All w/ 2 Joint Shaft w/ 1.126" Brg. Cup	A	1 2	5-1309QG	2
	All w/ 2 Joint Shaft w/ 1.078" Brg. Cup	A	1 2	5-1306QG	1 2
	All w/ 3 Joint Shaft w/ 1.078" Brg. Cup	B	1 2 3	5-1306QG	1 2
	All w/ 3 Joint Shaft w/ 1.126" Brg. Cup	B	1 2 3	5-1309QG	2
	All Turbo Diesel w/ 2 Joint Shaft	A	1 2	5-1206QG	
	All Turbo Diesel w/ 3 Joint Shaft	B	1 2 3	5-1206QG	
88-82	All w/ 2 Joint Shaft	A	1 2	5-1306QG	1 2
	All w/ 3 Joint Shaft	B	1 2 3	5-1306QG	1 2
81-72	All w/ 2 Joint Shaft w/ 1.126" Brg. Cup	A	1 2	5-1309QG	2
	All w/ 2 Joint Shaft w/ 1.078" Brg. Cup	A	1 2	5-1306QG	1 2
81-72	All w/ 3 Joint Shaft w/ 1.078" Brg. Cup	B	1 2 3	5-1306QG	1 2
	All w/ 3 Joint Shaft w/ 1.126" Brg. Cup	B	1 2 3	5-1309QG	2
71-61	All w/ 2 Joint Shaft	A	1 2	5-1200QG	2
	All w/ 3 Joint Shaft	B	1 2 3	5-1306QG	1 2
60-58	All w/ 2 Joint Shaft	A	1 2	5-153QG*	
	All w/ 3 Joint Shaft	B	1 2 3	5-153QG*	
D300, 350 & Ram 3500 1 Ton Van					
03-02	All w/2 Joint Shaft	A	1 2	5-213QG*	2
01-99	All w/ 1.063" Brg. Cup	A	1 2	5-213QG*	3

Two-Wheel Drive Trucks

Four-Wheel Drive Trucks

Appendix

1. See Appendix A for U-Joint Kits Greaseable thru the Bearing Cup
 2. See Appendix B-C for U-Bolts and Straps

3. See Appendix D-E for CV Centering Yokes & Ball Seat Repair Kits

4. Staked in place type U-Joints found on some models are non-replaceable

* Also available in Ultra Seal - See Page #5



Passenger Cars

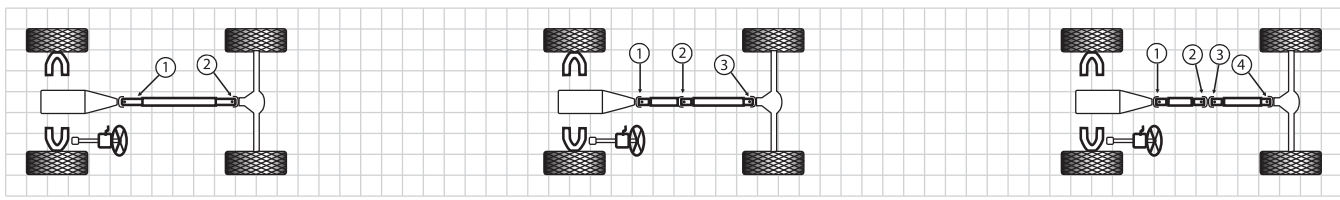


Figure A

Figure B

Figure C

Two-Wheel Drive Trucks

Four-Wheel Drive Trucks

Appendix

Model & Year	Make	Figure	Position	Part No.	Notes
Dodge (continued)					
D300, 350 & Ram 3500 1 Ton Van (continued)					
01-99	All w/ 1.188" Brg. Cup	A	1 2	5-1206QG	
	All w/ 1.126" Brg. Cup	A	1 2	5-1309QG	2
98-94	All w/ 2 Joint Shaft w/ 1.188" Brg. Cup	A	1 2	5-1206QG	
	All w/ 2 Joint Shaft w/ 1.126" Brg. Cup	A	1 2	5-1309QG	2
93-80	All w/ 3 Joint Shaft w/ 1.126" Brg. Cup	B	1 2 3	5-1306QG	1 2
	All w/ 2 Joint Shaft w/ 1.078" Brg. Cup	A	1 2	5-1306QG	1 2
	All w/ 2 Joint Shaft w/ 1.126" Brg. Cup	A	1 2	5-1309QG	2
	All w/ 3 Joint Shaft w/ 1.078" Brg. Cup	B	1 2 3	5-1306QG	1 2
79-69	All w/ 2 Joint Shaft	A	1 2	5-1306QG	1 2
	All w/ 3 Joint Shaft	B	1 2 3	5-1306QG	1 2
Motor Home Chassis					
81-69	All w/ 2 Joint Shaft w/ 1.078" Brg. Cup	A	1 2	5-1306QG	1 2
	All w/ 2 Joint Shaft All w/ 1.126" Brg. Cup	A	1 2	5-1309QG	2
	All w/ 2 Joint Shaft w/ 1.232" Brg. Cup	A	1 2	5-1301QG	
	All w/ 3 Joint Shaft w/ 1.078" Brg. Cup	B	1 2 3	5-1306QG	1 2
	All w/ 3 Joint Shaft w/ 1.126" Brg. Cup	B	1 2 3	5-1309QG	2
	All w/ 3 Joint Shaft w/ 1.232" Brg. Cup	B	1 2 3	5-1301QG	
	All w/ 4 Joint Shaft	C	1 2 3 4	5-1301QG	
Ramcharger					
93-92	All w/ 1.078" Brg. Cup	A	1 2	5-1306QG	1 2
	All w/ 1.126" Brg. Cup	A	1 2	5-1309QG	2
91-82	All	A	1 2	5-1306QG	1 2
81-75	All w/ 1.078" Brg. Cup	A	1 2	5-1306QG	1 2
	All w/ 1.126" Brg. Cup	A	1 2	5-1309QG	2
Ford					
Aerostar					
97-94	All w/3.622" Outside Lockup	A	1 2	5-213QG*	2
97-90	All w/3.219" Outside Lockup	A	1 2	5-153QG*	2 1 3
89-86	All	A	1	5-153QG*	
		A	2	5-1201QG	

1. See Appendix A for U-Joint Kits Greaseable thru the Bearing Cup
 2. See Appendix B-C for U-Bolts and Straps
 3. See Appendix D-E for CV Centering Yokes & Ball Seat Repair Kits
 4. Staked in place type U-Joints found on some models are non-replaceable
 * Also available in Ultra Seal - See Page #5

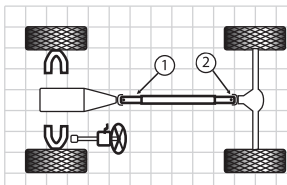


Figure A

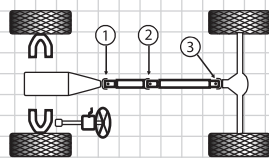


Figure B

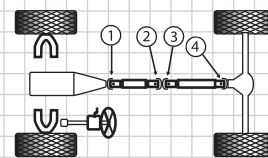


Figure C

Passenger Cars

Two-Wheel Drive Trucks

Four-Wheel Drive Trucks

Appendix

Model & Year	Make	Figure	Position	Part No.	Notes
Ford (continued)					
Courier					
84-72	All w/ 2 Joint Shaft	A	1 2	5-1507QG	
	All w/ 3 Joint Shaft	B	1 2 3	5-1507QG	
E-100 and E-150 Series 1/2 Ton Van					
06-97	All w/ 2 Joint Shaft	A	1 2	5-178QG*	2
96-90	All w/ 2 Joint Shaft	A	1 2	5-213QG*	3
	All w/ 3 Joint Shaft	B	1 2 3	5-213QG*	3
89	All	A	1 2	5-213QG*	3
88	All w/ 2 Joint Shaft Rear Joint w/ 2 Lock Rings and 2 U Bolts	A	2	5-1204QG	
	All w/ 2 Joint Shaft Rear Joint w/ Outside Lockup	A	2	5-213QG*	3
	All w/ 3 Joint Shaft	B	1 2	5-213QG*	3
		B	3	5-1204QG	
	All w/ 2 Joint Shaft Front Joint	A	1	5-213QG*	3
87-79	All w/ 2 Joint Shaft	A	1	5-213QG*	3
		A	2	5-1204QG	
	All w/ 3 Joint Shaft	B	1 2	5-213QG*	3
		B	3	5-1204QG	
78-75	All w/ 2 Joint Shaft Exc. 124" W.B	A	1 2	5-153QG*	
	All w/ 2 Joint Shaft and 124" W.B	A	1	5-153QG*	
		A	2	5-1201QG	
	All w/ 3 Joint Shaft Exc. 351 V8 w/ AT	B	1 2 3	5-153QG*	
	All w/ 3 Joint Shaft w/ 351 V8 w/ AT	B	1 2	5-213QG*	3
74-68	All w/ 2 Joint Shaft	A	1 2	5-153QG*	1 2 3
	All w/ 3 Joint Shaft	B	1 2 3	5-105QG	
67-61	All w/ Inside Lockup	A	1 2	5-105QG	
	All w/ Outside Lockup	A	1 2	5-153QG*	1 2 3
E200 and E250 Series 3/4 Ton Van					
06-97	All w/ 2 Joint Shaft	A	1 2	5-178QG*	2
96-89	All w/ 3 Joint Shaft	B	1 2	5-213QG*	3
		B	3	5-1204QG	
	All 2 Joint Shaft Front Joint and All 2 Joint Shaft Rear Joint	A	1	5-213QG*	3

1. See Appendix A for U-Joint Kits Greaseable thru the Bearing Cup
2. See Appendix B-C for U-Bolts and Straps

3. See Appendix D-E for CV Centering Yokes & Ball Seat Repair Kits

4. Staked in place type U-Joints found on some models are non-replaceable

* Also available in Ultra Seal - See Page #5



Passenger Cars

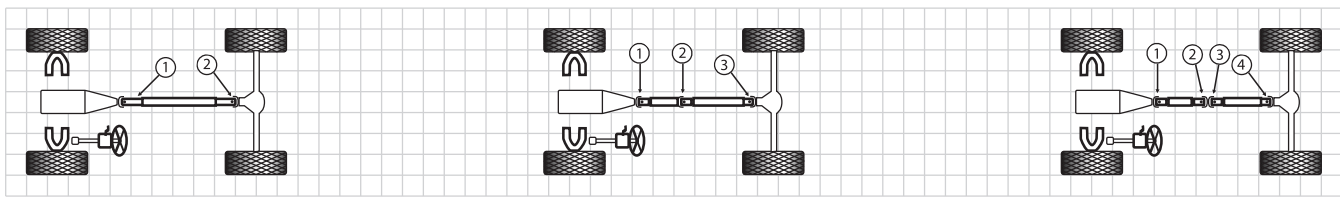


Figure A

Figure B

Figure C

Two-Wheel Drive Trucks

Four-Wheel Drive Trucks

Appendix

Model & Year	Make	Figure	Position	Part No.	Notes
Ford (continued)					
E200 and E250 Series 3/4 Ton Van (continued)					
96-89	w/ (2) 1.063" & (2) 1.125" Brg. Cup	A	2	5-1204QG	
	w/ (4) 1.063" Brg. Cup	A	2	5-213QG*	3
88-87	All	A	1	5-213QG*	3
		A	2	5-1204QG	
86-84	All w/ 2 Joint Shaft	A	1	5-213QG*	3
		A	2	5-1204QG	
	All w/ 3 Joint Shaft w/ MT	B	1 3	5-1204QG	
		B	2	5-213QG*	3
83-80	All w/ 3 Joint Shaft w/ AT	B	1 2	5-213QG*	3
		B	3	5-1204QG	
		A	1	5-213QG*	3
79	All w/ 2 Joint Shaft	A	2	5-1204QG	
		A	1	5-213QG*	3
79	All w/ 3 Joint Shaft and 1.063" Brg. Cup	B	1 2	5-213QG*	3
		B	3	5-1204QG	
		B	1 2 3	5-178QG*	2
78-75	All w/ 2 Joint Shaft	A	1 2	5-213QG*	3
	All w/ 3 Joint Shaft	B	1 2 3	5-213QG*	3
E300 and E350 Series 1 Ton Van					
06-05	All	A	1 2	5-178QG*	2
04	All Exc. 6.0L Engine	A	1 2	5-178QG*	2
	All w/ 6.0L Engine	A	1 2	5-160QG*	2
03-97	All w/ 2 Joint Shaft	A	1 2	5-178QG*	2
	All w/ 3 Joint Shaft	B	1 2 3	5-178QG*	2
99-97	All 3 Joint Shaft	B	1 2 3	5-178QG*	2
96-90	All 2 Joint Shaft w/ 1.063" Brg. Cup on Rear Joint	A	1 2	5-213QG*	3
	All 2 Joint Shaft	A	1	5-213QG*	3
	w/ (2) 1.063" and (2) 1.125" Brg. Cup on Rear Joint	A	2	5-1204QG	
	All 3 Joint Shaft	B	1 2	5-213QG*	3

1. See Appendix A for U-Joint Kits Greaseable thru the Bearing Cup
 2. See Appendix B-C for U-Bolts and Straps
 3. See Appendix D-E for CV Centering Yokes & Ball Seat Repair Kits
 4. Staked in place type U-Joints found on some models are non-replaceable
 * Also available in Ultra Seal - See Page #5

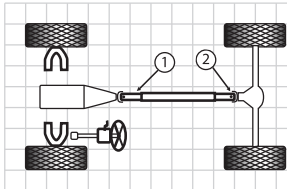


Figure A

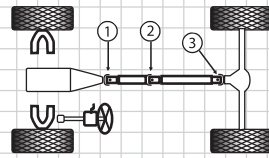


Figure B

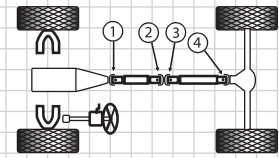


Figure C

Passenger Cars

Model & Year	Make	Figure	Position	Part No.	Notes
Ford (continued)					
E300 and E350 Series 1 Ton Van (continued)					
96-90	All 3 Joint Shaft w/ 1.188" Brg. Cup	B	1 2 3	5-178QG*	2
	All 2 Joint Shaft w/ 1.188" Brg. Cup	A	1 2	5-178QG*	2
89	All w/ 2 Joint Shaft Front Joint	A	1	5-213QG*	3
	All w/ 2 Joint Shaft Rear Joint w/ 2 Lock Rings and 2 U-Bolts	A	2	5-1204QG	
	All w/ 2 Joint Shaft Rear Joint w/ Outside Lockup	A	2	5-213QG*	3
88-87	All w/ 3 Joint Shaft	B	1 2	5-213QG*	3
	All w/ 2 Joint Shaft	A	1	5-213QG*	3
	All w/ 3 Joint Shaft	B	1 3	5-1204QG	
86-84	All w/ 2 Joint Shaft	A	1	5-213QG*	3
	All w/ AT w/ 3 Joint Shaft	B	1 2	5-213QG*	3
	All w/ MT w/ 3 Joint Shaft	B	3	5-1204QG	
83-80	All w/ 2 Joint Shaft	B	1 3	5-1204QG	
	All w/ 2 Joint Shaft	A	1	5-213QG*	3
	All w/ 3 Joint Shaft	A	2	5-1204QG	
	All w/ 3 Joint Shaft	B	1 2	5-213QG*	3
	All w/ 3 Joint Shaft	B	3	5-1204QG	
	All w/ 2 Joint Shaft	A	1	5-213QG*	3
79	All w/ 2 Joint Shaft	A	2	5-1204QG	
	All w/ 3 Joint Shaft Center Joint w/ 1.063" Brg. Cup	B	2	5-213QG*	3
	All w/ 3 Joint Shaft Center Joint w/ 1.188" Brg. Cup	B	2	5-178QG*	2
	All w/ 3 Joint Shaft Front Joint	B	1	5-213QG*	3
	All w/ 3 Joint Shaft Rear Joint w/ 1.188" Brg. Cup	B	3	5-178QG*	2
	All w/ 3 Joint Shaft Rear Joint w/ (2) 1.125" and (2) 1.063" Brg. Cup	B	3	5-1204QG	
78-75	All w/ 2 Joint Shaft	A	1 2	5-213QG*	3
	All w/ 3 Joint Shaft	B	1 2 3	5-213QG*	3
74-68	All w/ 2 Joint Shaft	A	1 2	5-153QG*	1 2 3
	All w/ 3 Joint Shaft	B	1	5-1206QG	
		B	2 3	5-153QG*	1 2 3
E Super Duty Van					
03	All	B	1 2 3	5-160QG*	2

Two-Wheel Drive Trucks

Four-Wheel Drive Trucks

Appendix

1. See Appendix A for U-Joint Kits Greaseable thru the Bearing Cup
 2. See Appendix B-C for U-Bolts and Straps

3. See Appendix D-E for CV Centering Yokes & Ball Seat Repair Kits

4. Staked in place type U-Joints found on some models are non-replaceable

* Also available in Ultra Seal - See Page #5

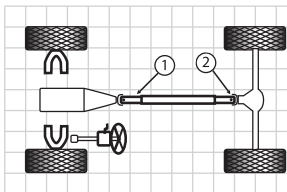


Figure A

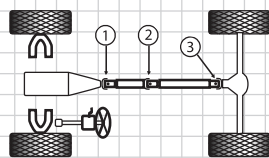


Figure B

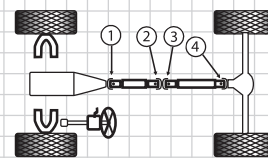


Figure C

Passenger Cars

Model & Year	Make	Figure	Position	Part No.	Notes
Ford (continued)					
F-100 and F-150 Series 1/2 Ton Pick Up (continued)					
04	All Exc. Heritage or Lightning w/ 3 Joint Shaft	A	1 2	5-0488QG	
	Heritage w/4.2L or 4.6L Eng.Exc.120" Wheelbase	A	1 2	5-213QG*	
	Heritage w/4.2L or 4.6L Eng. w/120" Wheelbase w/Auto Trans.	A	1 2	5-1204QG	
	Heritage w/4.2L or 4.6L Eng. w/120" Wheelbase w/Manual Trans.	A	1 2	5-213QG*	
	Heritage & Lightning w/5.4L Eng.	A	1 2	5-178QG*	
03-02	All 4.2L or 4.6L Eng.Exc.120" Wheelbase	A	1 2	5-213QG*	2
	All 4.2L or 4.6L Eng. w/120" Wheelbase w/Auto Trans.	A	1 2	5-1204QG	2
	All 4.2L or 4.6L Eng. w/120" Wheelbase w/Manual Trans.	A	1 2	5-213QG*	2
	All w/5.4L Eng.	A	1 2	5-178QG*	2
01-97	All 4.2L v6 or 4.6L V8 w/ 2 Joint Shaft	A	1 2	5-213QG*	3
	All 4.2L v6 or 4.6L V8 w/ 2 Joint Shaft	B	1 2 3	5-213QG*	3
	All 5.4L w/ 2 Joint Shaft & 1.063" Brg.	A	1 2	5-213QG*	3
	All 5.4L w/ 2 Joint Shaft & 1.188" Brg.	A	1 2	5-178QG*	2
	All 5.4L w/ 3 Joint Shaft & 1.063" Brg.	B	1 2 3	5-213QG*	3
	All 5.4L w/ 3 Joint Shaft & 1.188" Brg.	B	1 2 3	5-178QG*	2
96-92	All w/ 2 Joint Shaft	A	1 2	5-213QG*	3
	All w/ 3 Joint Shaft w/ Heavy Duty 5 Spd MT and AT	B	1	5-1204QG	
		B	2 3	5-213QG*	3
	All w/ 3 Joint Shaft w/ Std. Duty 5 Spd MT	B	1 2 3	5-213QG*	3
96-90	All Super Cab	B	1 2 3	5-213QG*	3
91-90	All w/ 2 Joint Shaft	A	1	5-213QG*	3
		A	2	5-1204QG	
	All w/ 3 Joint Shaft w/ Std. Duty 5 Spd MT	B	1 2 3	5-213QG*	3
	All w/ 3 Joint Shaft and 6 Cyl Eng. w/ Heavy Duty 5 Spd MT	B	1	5-1204QG	
		B	2 3	5-213QG*	3
	All w/ 3 Joint Shaft and 8 Cyl Eng. w/ Heavy Duty 5 Spd MT	B	1 2 3	5-213QG*	3
89	All w/ 2 Joint Shaft w/ 6 Cyl Eng.	A	1 2	5-213QG*	3
	All w/ 2 Joint Shaft Exc. 6 Cyl Eng.	A	1	5-213QG*	3
		A	2	5-1204QG	
	All Exc. 5 Spd MT w/ 3 Joint Shaft	B	1 2	5-213QG*	3
		B	3	5-1204QG	

Two-Wheel Drive Trucks

Four-Wheel Drive Trucks

Appendix

1. See Appendix A for U-Joint Kits Greaseable thru the Bearing Cup
 2. See Appendix B-C for U-Bolts and Straps

3. See Appendix D-E for CV Centering Yokes & Ball Seat Repair Kits

4. Staked in place type U-Joints found on some models are non-replaceable

* Also available in Ultra Seal - See Page #5

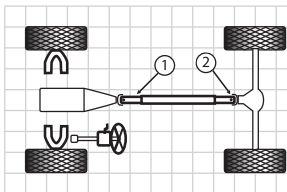


Figure A

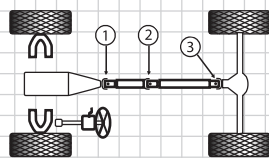


Figure B

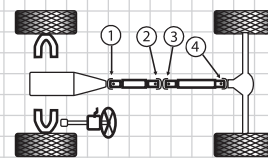


Figure C

Passenger Cars

Model & Year	Make	Figure	Position	Part No.	Notes
Ford (continued)					
F-100 and F-150 Series 1/2 Ton Pick Up (continued)					
78-75	F-150 w/ AT and 400 V8 Regular Cab	B	2 3	5-213QG*	3
	w/ Conversion Joint at position 1	B	1	5-134QG	
	F-150 w/ AT and 400 V8 Super Cab and Crew Cab	B	1 2 3	5-213QG*	3
	F-150 w/ MT Crew Cab w/ 390 V8 before Serial #Y20,001	B	1 2 3	5-134QG	
	F-150 w/ MT Regular Cab	A	1 2	5-153QG*	1 2 3
	F-150 w/ MT Super Cab	B	1 2 3	5-153QG*	1 2 3
78-73	F-100 Exc. 460 V8 Crew Cab	B	1 2 3	5-134QG	
	F-100 Exc. 460 V8 Regular Cab	A	1 2	5-153QG*	1 2 3
	F-100 Exc. 460 V8 Super Cab	B	1 2 3	5-153QG*	1 2 3
	F-100 w/ 460 V8 w/ 2 Joint Shaft	A	1	5-213QG*	3
		A	2	5-1204QG	
	F-100 460 V8 w/ 3 Joint Shaft	B	1 2	5-213QG*	3
		B	3	5-1204QG	
	F-100 w/ 460 V8 w/ 2 Joint Shaft	A	1	5-213QG*	3
	A	2	5-1204QG		
	F-100 460 V8 w/ 3 Joint Shaft	B	1 2	5-213QG*	3
		B	3	5-1204QG	
76	F-150 w/ AT and 460 V8 Crew Cab	B	1	5-213QG*	3
		B	2 3	5-134QG	
	F-150 w/ AT and 460 V8 Regular Cab	B	1 2 3	5-213QG*	3
	F-150 w/ AT and 460 V8 Super Cab	B	1	5-213QG*	3
		B	2 3	5-134QG	
75	F-150 w/ AT and 460 V8 Regular Cab	B	1 2 3	5-213QG*	3
	F-150 w/ AT and 460 V8 Super Cab and Crew Cab	B	1	5-213QG*	3
		B	2 3	5-134QG	
72-42	All w/ 2 Joint Shaft	A	1 2	5-153QG*	1 2 3
	All w/ 3 Joint Shaft	A	1 2	5-153QG*	1 2 3
F-250 Series Super Duty 3/4 Ton Pick Up					
06-05	Super Duty w/2 Joint Shaft	A	1 2	5-160QG*	2
	Super Duty w/3 Joint Shaft	B	1 2 3	5-160QG*	2
04-99	Super Duty w/2 Joint Shaft w/5.4L Engine	A	1 2	5-178QG*	2

Two-Wheel Drive Trucks

Four-Wheel Drive Trucks

Appendix

1. See Appendix A for U-Joint Kits Greaseable thru the Bearing Cup
 2. See Appendix B-C for U-Bolts and Straps

3. See Appendix D-E for CV Centering Yokes & Ball Seat Repair Kits

4. Staked in place type U-Joints found on some models are non-replaceable

* Also available in Ultra Seal - See Page #5



Passenger Cars

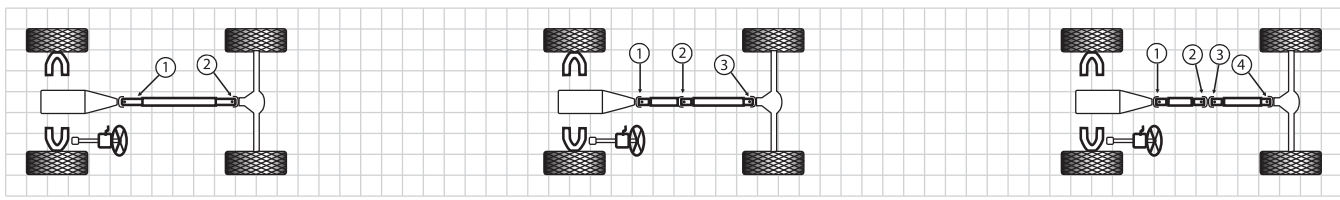


Figure A

Figure B

Figure C

Two-Wheel Drive Trucks

Four-Wheel Drive Trucks

Appendix

Model & Year	Make	Figure	Position	Part No.	Notes
Ford (continued)					
F-250 Series Super Duty 3/4 Ton Pick Up (continued)					
04-99	Super Duty w/3 Joint Shaft w/5.4L Engine	B	1 2 3	5-178QG*	2
	Super Duty w/2 Joint Shaft w/6.0L, 6.8L and 7.3L Engine	A	1 2	5-160QG*	2
	Super Duty w/3 Joint Shaft w/6.0L, 6.8L and 7.3L Engine	B	1 2 3	5-160QG*	2
99-98	All w/2 Joint Shaft Exc. Super Duty	A	1 2	5-178QG*	2
	All w/3 Joint Shaft Exc. Super Duty	B	1 2 3	5-178QG*	2
97-95	All w/ 2 Joint Shaft w/ 4.6L, 5.4L, 7.3L, 7.8L Eng.	A	1 2	5-178QG*	2
	All 2 Joint Shaft 5.8L Eng. w/ Regular Cab & MT	A	1	5-213QG*	3
		A	2	5-1204QG	
	All 3 Joint Shaft 5.8L Eng	B	1 3	5-1204QG	
	w/ Regular Cab & AT and Super Cab Long Bed w/ MT	B	2	5-213QG*	3
	All 3 Joint Shaft	B	1 2 3	5-178QG*	2
	w/ 7.3L, 7.5L Eng. Super Cab Short Bed & Crew Cab	B	1 2 3	5-178QG*	2
	All 3 Joint Shaft w/ 4.9L, 5.8L Eng.	B	1 2	5-213QG*	3
	and Super Cab Long Bed w/ AT	B	3	5-1204QG	
94-91	All w/ 2 Joint Shaft	B	1	5-213QG*	3
		B	2	5-1204QG	
	All w/ 3 Joint Shaft w/ 4.9L, 5.8L Eng.	B	1 2	5-213QG*	3
		B	3	5-1204QG	
	All 3 Joint Shaft w/ 5.8L Eng. & 3 Spd AT	B	1 2 3	5-178QG*	2
94-90	All 3 Joint Shaft w/ 5.8L Eng. & 4 Spd AT	B	1 2 3	5-178QG*	2
	All 3 Joint Shaft w/ 5.0L Eng.	B	1 2	5-213QG*	3
		B	3	5-1204QG	
	All 3 Joint Shaft w/ 5.8L Eng. & MT	B	1 3	5-1204QG	
		B	2	5-213QG*	3
	All 3 Joint Shaft w/ 7.3L, 7.5L Eng.	B	1 2 3	5-178QG*	2
90	All w/3 Joint Shaft w/ 4.9L 6 Cyl. Eng.	B	1 3	5-1204QG	
		B	2	5-213QG*	3
	All 3 Joint Shaft w/ 5.8L Eng. & 3 Spd AT	B	1 2	5-213QG*	3
		B	3	5-1204QG	
89	All Crew Cab Exc. 5 Spd MT	B	1 2	5-213QG*	3
		B	3	5-1204QG	
	All Regular Cab Exc. 5 Spd MT	A	1	5-213QG*	3
		A	2	5-1204QG	

1. See Appendix A for U-Joint Kits Greaseable thru the Bearing Cup
 2. See Appendix B-C for U-Bolts and Straps

3. See Appendix D-E for CV Centering Yokes & Ball Seat Repair Kits
 4. Staked in place type U-Joints found on some models are non-replaceable

* Also available in Ultra Seal - See Page #5

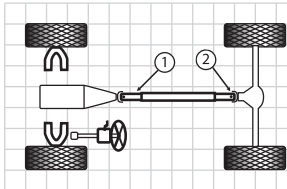


Figure A

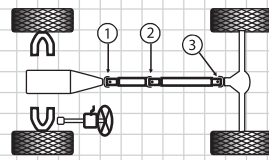


Figure B

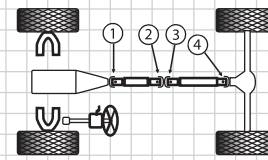


Figure C

Passenger Cars

Model & Year	Make	Figure	Position	Part No.	Notes
Ford (continued)					
F-250 Series Super Duty 3/4 Ton Pick Up (continued)					
89	All w/ HD 5 Spd MT and 4.9L, 5.8L Eng.	B	13	5-1204QG	
		B	2	5-213QG*	3
88	All w/ HD 5 Spd MT and 7.3L, 7.5L Eng.	A	12	5-178QG*	2
		B	12	5-213QG*	3
87	All Crew Cab Exc. 5 Spd MT	B	3	5-1204QG	
		A	1	5-213QG*	3
	All Regular Cab Exc. 5 Spd MT	A	2	5-1204QG	
		A	1	5-213QG*	3
	All w/ Std. 5 Spd MT Exc. 4.9L Eng. w/ 4.10 Axle	A	1	5-213QG*	3
		A	2	5-1204QG	
All w/ Std. 5 Spd MT and 4.9L Eng. w/ 4.10 Axle	B	13	5-1204QG		
	B	2	5-213QG*	3	
86-81	All w/ HD 5 Spd MT and 4.9L, 5.8L Eng.	B	13	5-1204QG	
		B	2	5-213QG*	3
87	All w/ Std. 5 Spd MT and 7.3L, 7.5L Eng.	A	12	5-178QG*	2
		A	1	5-213QG*	3
80	All Regular Cab and Super Cab Exc. 5 Spd MT	A	2	5-1204QG	
		A	12	5-178QG*	2
	All Crew Cab w/ AT	B	12	5-213QG*	3
		B	3	5-1204QG	
	All Crew Cab w/ MT	B	1	5-1204QG	
		B	2	5-213QG*	3
86-81	All w/ 2 Joint Shaft	B	3	5-1204QG	
		A	1	5-213QG*	3
80	All w/ 3 Joint Shaft Center Joint	A	2	5-1204QG	
		B	2	5-213QG*	3
80	All w/ 3 Joint Shaft Rear Joint	B	3	5-1204QG	
		B	1	5-1204QG	
80	All w/ 3 Joint Shaft Front Joint w/ 2 Lock Rings and 2 U-Bolts	B	1	5-1204QG	
		B	1	5-213QG*	3
80	All w/ 3 Joint Shafts Front Joint w/ Outside Lockup	A	1	5-213QG*	3
		A	2	5-1204QG	
80	All w/ 2 Joint Shaft	B	12	5-213QG*	3
		B	3	5-1204QG	

Two-Wheel Drive Trucks

Four-Wheel Drive Trucks

Appendix

1. See Appendix A for U-Joint Kits Greaseable thru the Bearing Cup
 2. See Appendix B-C for U-Bolts and Straps

3. See Appendix D-E for CV Centering Yokes & Ball Seat Repair Kits

4. Staked in place type U-Joints found on some models are non-replaceable

* Also available in Ultra Seal - See Page #5

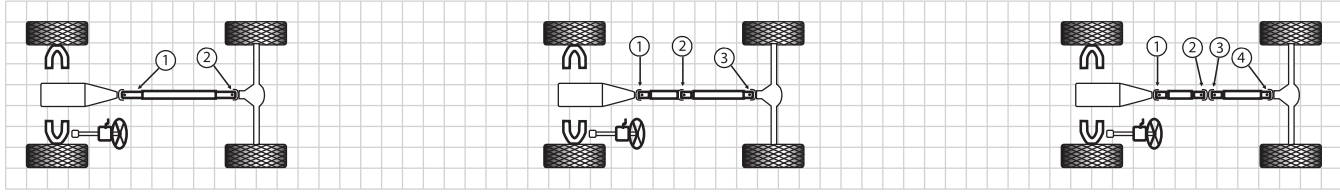


Figure A

Figure B

Figure C

Model & Year	Make	Figure	Position	Part No.	Notes
Ford (continued)					
F-250 Series Super Duty 3/4 Ton Pick Up (continued)					
79	All Exc. 400 V-8 w/ 150" W.B.	B	1	5-213QG*	3
		B	23	5-178QG*	2
	All Exc. 400 V-8 w/ 133" or 139" W.B.	B	12	5-213QG*	3
		B	3	5-178QG*	2
	All Exc. 400 V-8 w/ 155" W.B. Exc. Dana 60 Rear Axle	B	12	5-213QG*	3
		B	3	5-178QG*	2
	All Exc. 400 V-8 w/ 155" W.B. w/ Dana 60 Rear Axle	B	12	5-213QG*	3
		B	3	5-1204QG	
78	All w/ 400 V-8	B	1 2 3	5-178QG*	2
	All w/3 Joint Shaft and 1.188" Bearing Cap	B	1 2 3	5-178QG*	2
	All w/ 300 6 Cyl. or 351 V-8	B	1 2 3	5-153QG*	1 2 3
	All w/ 400 or 460 V-8 w/ 2 Joint Shaft	A	1 2	5-213QG*	3
	All w/ 400 or 460 V-8 w/ 3 Joint Shaft Center Joint w/1.063" Brg. Cup	B	2	5-213QG*	3
		B	2	5-178QG*	2
	All w/ 400 or 460 V-8 w/ 3 Joint Shaft Front Joint	B	1	5-213QG*	3
		B	3	5-213QG*	3
77	All w/ 300 6 Cyl. or 351 V-8 w/ 3.219" O/S Lockup	B	1 2 3	5-153QG*	1 2 3
	All / 300 6 Cyl. or 351 V-8 w/ 3.219" and 3.622" O/S Lockup	B	1 2 3	5-134QG	
	All w/ 400 or 460 V-8 w/ 150" or 155" W.B. and 3.219" O/S Lockup	B	1 2 3	5-153QG*	1 2 3
	All w/ 400 or 460 V-8 w/ 150" or 155" W.B. & 1.063" Brg. and 3.622" O/S Lockup	B	1 2 3	5-213QG*	3
	All w/ 400 or 460 V-8 w/ 150" or 155" W.B. & 1.188" Brg. and 3.622" O/S Lockup	B	1 2 3	5-178QG*	2
		A	1 2	5-178QG*	2
	All w/ 400 or 460 V-8 w/ 3 Joint Shaft and 133" or 138" W.B. w/ 1.063" Brg. at Pos. 1 and 2	B	1 2	5-213QG*	3
		B	3	5-178QG*	2
76-75	All w/ 400 or 460 V-8 w/ 3 Joint Shaft and 133" or 138" W.B. w/ 1.188" Brg. Cup	B	1 2 3	5-178QG*	2
	All w/ 300 6 Cyl. or 360 V-8 Exc. Super Cab w/ MT	B	1 2 3	5-153QG*	1 2 3
	All w/ 390 or 460 V-8	B	1	5-153QG*	1 2 3
	Super Cab w/ MT	B	2 3	5-134QG	

1. See Appendix A for U-Joint Kits Greaseable thru the Bearing Cup
 2. See Appendix B-C for U-Bolts and Straps

3. See Appendix D-E for CV Centering Yokes & Ball Seat Repair Kits
 4. Staked in place type U-Joints found on some models are non-replaceable

* Also available in Ultra Seal - See Page #5

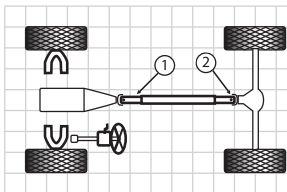


Figure A

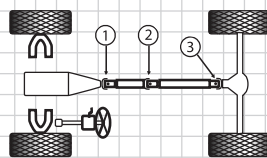


Figure B

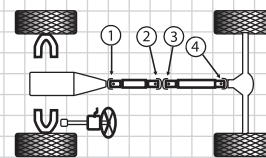


Figure C

Passenger Cars

Model & Year	Make	Figure	Position	Part No.	Notes
Ford (continued)					
F-250 Series Super Duty 3/4 Ton Pick Up (continued)					
76-75	All w/ 390 or 460 V-8 w/ 150" or 155" W.B. & 1.063" Brg. and 3.622" O/S Lockup	B	1 2 3	5-213QG*	3
	All w/ 390 or 460 V-8 w/ 150" or 155" W.B. & 1.188" Brg. and 3.622" O/S Lockup	B	1 2 3	5-178QG*	2
	All w/ 390 or 460 V-8 w/ 2 Joint Shaft and 133" W.B.	A	1 2	5-178QG*	2
	All w/ 390 or 460 V-8 w/ 3 Joint Shaft	B	1 2	5-213QG*	3
	and 133" or 138" W.B. w/ 1.063" Brg. at position 1 & 2	B	3	5-178QG*	2
	All w/ 390 or 460 V-8 w/ 3 Joint Shaft and 133" or 138" W.B. w/ 1.188" Brg. Cup	B	1 2 3	5-178QG*	2
74-73	All w/ 300 6 Cyl. or 360 V-8	B	1 2 3	5-153QG*	1 2 3
	All w/ 390 or 460 V-8	B	1 2 3	5-213QG*	3
72-68	All w/ 240 or 300 6 Cyl. or 360 V-8	B	1 2 3	5-153QG*	1 2 3
	All w/ 390 V-8	B	1 2 3	5-213QG*	3
67-48	All w/ 2 Joint Shaft	A	1 2	5-153QG*	1 2 3
	All w/ 3 Joint Shaft	B	1 2 3	5-153QG*	1 2 3
F350 Series Super Duty 1 Ton Pick Up					
06-05	All w/ 2 Joint Shaft	A	1 2	5-160QG*	2
	All w/ 3 Joint Shaft	B	1 2 3	5-160QG*	2
04-98	All w/ 2 Joint Shaft w/ 5.4L Eng.	A	1 2	5-178QG*	2
	All w/ 3 Joint Shaft w/ 5.4L Eng.	B	1 2 3	5-178QG*	2
	All w/ 2 Joint Shaft w/ 6.8L, 7.3L Eng.	A	1 2	5-1206QG	
	All w/ 3 Joint Shaft w/ 6.8L, 7.3L Eng.	B	1 2 3	5-1206QG	
97-95	All w/ 2 Joint Shaft w/ 7.3L or 7.5L Eng.	A	1 2	5-178QG*	2
	All w/ 3 Joint Shaft w/ 7.3L or 7.5L Eng.	B	1 2 3	5-178QG*	2
97	All w/ 3 Joint Shaft w/ MT w/ 4.9L or 5.8L Eng.	B	1	5-1204QG	
		B	2 3	5-213QG*	3
	All w/ 3 Joint Shaft & 3 or 4 Spd AT w/ 4.9L or 5.8L Eng. 136" or 160" W.B.	B	1 2 3	5-178QG*	2
	All w/ 2 Joint Shaft w/ 3 or 4 Spd AT w/ 4.9L or 5.8L Eng. 133" W.B. 133" W.B.	A	1	5-213QG*	3
		A	2	5-1204QG	
	All w/ 3 Joint Shaft w/ 3 Spd AT w/ 5.8L Eng. 168" W.B.	B	1 2	5-213QG*	3
		B	3	5-1204QG	

Two-Wheel Drive Trucks

Four-Wheel Drive Trucks

Appendix

1. See Appendix A for U-Joint Kits Greaseable thru the Bearing Cup
 2. See Appendix B-C for U-Bolts and Straps

3. See Appendix D-E for CV Centering Yokes & Ball Seat Repair Kits

4. Staked in place type U-Joints found on some models are non-replaceable

* Also available in Ultra Seal - See Page #5

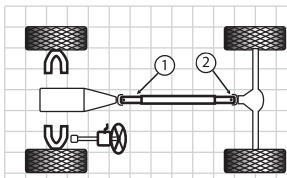


Figure A

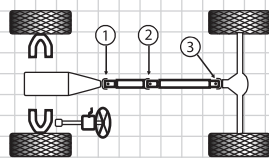


Figure B

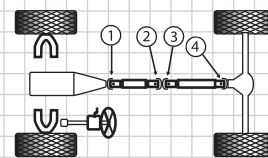


Figure C

Passenger Cars

Model & Year	Make	Figure	Position	Part No.	Notes
Ford (continued)					
F350 Series Super Duty 1 Ton Pick Up (continued)					
91-90	All w/ 3 Joint Shaft w/ AT w/ 168"W.B.	B	1 2	5-213QG*	3
		B	3	5-1204QG	
90	All w/ 3 Joint Shaft w/ MT w/ 4.9L or 5.8L Eng. w/ 133"W.B.	B	1 3	5-1204QG	
		B	2	5-213QG*	3
89	All w/ 3 Joint Shaft w/ AT w/ 4.9L Eng. w/ 160"W.B.	B	1	5-1204QG	
		B	2 3	5-178QG*	2
	All w/ 3 Joint Shaft w/ MT w/ 7.3L or 7.5L Eng.	B	1 2 3	5-178QG*	2
		A	1	5-213QG*	3
88	All w/ 2 Joint Shaft Exc. 5 Spd MT	A	2	5-1204QG	
		B	1 2 3	5-178QG*	2
	All 5 Spd MT w/ 4.9L or 5.8L Eng. and 133"W.B.	A	1	5-213QG*	3
		A	2	5-1204QG	
	All 5 Spd MT w/ 4.9L or 5.8L Eng. and 136", 160" or 1.68"W.B.	B	1	5-1204QG	
		B	2 3	5-178QG*	2
87	All 5 Spd MT w/ 7.3L or 7.5L Eng	A	1 2	5-178QG*	2
		A	1	5-213QG*	3
	All w/ 2 Joint Shaft Exc. 5 Spd MT	A	2	5-1204QG	
		B	1 2 3	5-178QG*	2
86-84	All 5 Spd MT w/ 2 Joint Shaft	A	1 2	5-178QG*	2
		B	1 3	5-1204QG	
	All w/ 2 Joint Shaft Exc. 5 Spd MT	A	1	5-213QG*	3
		A	2	5-1204QG	
	All 5 Spd MT w/ 2 Joint Shaft	A	1 2	5-178QG*	2
		B	1 2 3	5-178QG*	2
86-84	All AT w/ 3 Joint Shaft	B	1 2	5-213QG*	3
		B	3	5-1204QG	
	All MT Exc. HD 5 Spd. w/ 3 Joint Shaft	B	1 3	5-1204QG	
		B	2	5-213QG*	3
86-84	All w/ 2 Joint Shaft	A	1	5-213QG*	3
		A	2	5-1204QG	
	All w/ 3 Joint Shaft w/ AT	B	1 2	5-213QG*	3
B		3	5-1204QG		

Two-Wheel Drive Trucks

Four-Wheel Drive Trucks

Appendix

1. See Appendix A for U-Joint Kits Greaseable thru the Bearing Cup
 2. See Appendix B-C for U-Bolts and Straps

3. See Appendix D-E for CV Centering Yokes & Ball Seat Repair Kits

4. Staked in place type U-Joints found on some models are non-replaceable

* Also available in Ultra Seal - See Page #5



Passenger Cars

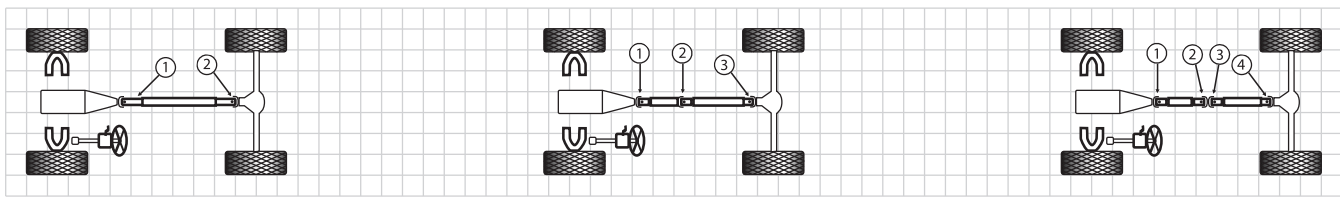


Figure A

Figure B

Figure C

Two-Wheel Drive Trucks

Four-Wheel Drive Trucks

Appendix

Model & Year	Make	Figure	Position	Part No.	Notes
Ford (continued)					
F350 Series Super Duty 1 Ton Pick Up (continued)					
86-84	All w/ 3 Joint Shaft w/ MT	B	1 3	5-1204QG	
		B	2	5-213QG*	3
83-82	All w/ 2 Joint Shaft	A	1	5-213QG*	3
		A	2	5-1204QG	
		B	2	5-213QG*	3
		B	1	5-1204QG	
		B	1	5-213QG*	3
81-80	All w/ 2 Joint Shaft	A	1	5-213QG*	3
		A	2	5-1204QG	
		B	1 2	5-213QG*	3
79	All Center Joint w/ 1.603" Brg. Cup	B	2	5-213QG*	3
		B	2	5-178QG*	2
	All Front Joint	B	1	5-213QG*	3
		B	3	5-178QG*	2
	All Rear Joint w/ (2) 1.063" and (2) 1.125" Brg.	B	3	5-1204QG	
		B	3	5-1204QG	
78-77	All w/ 300 6 Cyl., 302 or 351 V-8	B	1 2 3	5-213QG*	3
		B	1	5-213QG*	3
		B	2 3	5-178QG*	2
76-75	All w/ MT w/ 400 or 460 V-8	B	1 2 3	5-178QG*	2
		B	1 2 3	5-213QG*	3
76-75	All Exc. 390, 460 V-8 and 155" W.B.	B	1	5-153QG*	1 2 3
		B	2 3	5-178QG*	2
76-75	All w/ 390 & 460 V-8	B	1 2 3	5-178QG*	2
74-67	All Exc. 390 & 460 V-8	B	1	5-153QG*	1 2 3
		B	2 3	5-134QG	
66-53	All w/ 2 Joint Shaft	B	1	5-213QG*	3
		B	2 3	5-178QG*	2
66-53	All w/ 3 Joint Shaft	A	1 2	5-153QG*	1 2 3
		B	1 2 3	5-153QG*	1 2 3

1. See Appendix A for U-Joint Kits Greaseable thru the Bearing Cup
 2. See Appendix B-C for U-Bolts and Straps
 3. See Appendix D-E for CV Centering Yokes & Ball Seat Repair Kits
 4. Staked in place type U-Joints found on some models are non-replaceable
 * Also available in Ultra Seal - See Page #5

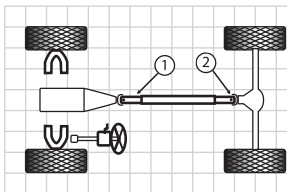


Figure A

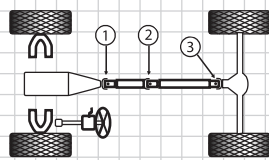


Figure B

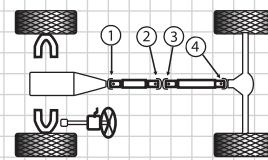


Figure C

Passenger Cars

Model & Year	Make	Figure	Position	Part No.	Notes
Ford (continued)					
F450 Series Super Duty Pick Up					
06-02	All w/ 3 Joint Shaft	B	1 2 3	5-188QG*	2
	All w/ 4 Joint Shaft	C	1 2 3 4	5-188QG*	2
01-99	All w/ 3 Joint Shaft	B	1 2 3	5-188QG*	2
	All w/ 4 Joint Shaft	C	1 2 3 4	5-188QG*	2
F550 Series Super Duty Pick Up					
06-99	All w/ 3 Joint Shaft	B	1 2 3	5-188QG*	2
	All w/ 4 Joint Shaft	C	1 2 3 4	5-188QG*	2
F650 Series Super Duty Pick Up					
02-99	All w/ 3 Joint Shaft & 1.375" Brg. Cup	B	1 2 3	5-188QG*	2
	All w/ 4 Joint Shaft & 1.375" Brg. Cup	C	1 2 3 4	5-188QG*	2
	All w/ 3 Joint Shaft & 1.625" Brg. Cup	B	1 2 3	QGL90X	
	All w/ 4 Joint Shaft & 1.625" Brg. Cup	C	1 2 3 4	QGL90X	
F53 Motor Home and F59 Commercial Chassis					
02-98	All w/ 2 Joint Shaft	A	1 2	5-188QG*	2
	All w/ 3 Joint Shaft	B	1 2 3	5-188QG*	2
	All w/ 4 Joint Shaft	C	1 2 3 4	5-188QG*	2
97-89	All w/ 2 Joint Shaft	A	1 2	5-1206QG	
	All w/ 3 Joint Shaft	B	1 2 3	5-1206QG	
	All w/ 4 Joint Shaft	C	1 2 3 4	5-1206QG	
P100 & P350 Series Parcel Delivery					
81-75	All w/ 2 Joint Shaft	A	1	5-213QG*	3
		A	2	5-1204QG	
	All w/ 3 Joint Shaft	B	1 2	5-213QG*	3
		B	3	5-1204QG	
74-70	All w/ 2 Joint Shaft w/ 1.603" Brg. Cup	A	1 2	5-153QG*	2 3
	All w/ 2 Joint Shaft w/ 1.188" Brg. Cup	A	1 2	5-178QG*	2
	All w/ 3 Joint Shaft w/ 1.063" Brg. Cup	B	1 2 3	5-153QG*	2 3
	All w/ 3 Joint Shaft w/ 1.188" Brg. Cup	B	1 2 3	5-178QG*	2
69-60	All w/ 2 Joint Shaft	A	1 2	5-153QG*	2 3
	All w/ 3 Joint Shaft	B	1 2 3	5-153QG*	2 3

Two-Wheel Drive Trucks

Four-Wheel Drive Trucks

Appendix

1. See Appendix A for U-Joint Kits Greaseable thru the Bearing Cup
 2. See Appendix B-C for U-Bolts and Straps

3. See Appendix D-E for CV Centering Yokes & Ball Seat Repair Kits

4. Staked in place type U-Joints found on some models are non-replaceable

* Also available in Ultra Seal - See Page #5

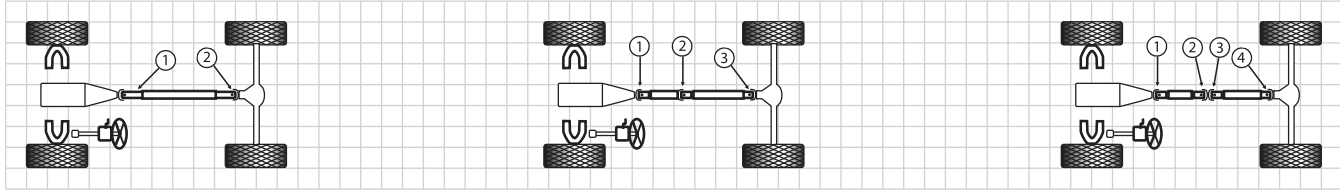


Figure A

Figure B

Figure C

Model & Year	Make	Figure	Position	Part No.	Notes
Ford (continued)					
Ranchero					
79-78	All	A	1	5-213QG*	3
		A	2	5-1204QG	
77-76	All w/ 302 V8	A	1	5-153QG*	
		A	2	5-1201QG	
77-76	All w/ 351 V8 and 3.219" O/S Lockup	A	1	5-153QG*	
		A	2	5-1201QG	
	All w/ 351 V8 and 3.622" O/S Lockup	A	1	5-213QG*	3
		A	2	5-1204QG	
75-64	All w/ 390, 400 or 460 V8	A	1	5-213QG*	3
		A	2	5-1204QG	
	All w/ 3.219" O/S Lockup	A	1	5-153QG*	
		A	2	5-1201QG	
	All w/ 2.781" I/S Lockup	A	1	5-1203QG*	3
		A	2	5-1204QG	
Ranger					
06-98	All Super Cab	A	1 2	5-213QG*	2
	All w/ (4) 1.063" Brg. Cup	A	1 2	5-213QG*	3
	All w/ (2) 1.063" & (2) 1.125" Brg. Cup	A	1 2	5-1204QG	
97-90	All Regular Cab	A	1 2	5-153QG*	1 2 3
	All Super Cab	B	1 2 3	5-153QG*	1 2 3
89-88	All Regular Cab at Rear Axle w/ U-Bolts	A	1	5-153QG*	1 2 3
		A	2	5-1201QG	
	All Regular Cab at Rear Axle w/o U-Bolts	A	2	5-153QG*	1 2 3
87-86	All Super Cab	B	1 2 3	5-443QG	3
	All Regular Cab	A	1 2	5-153QG*	1 2 3
	All Super Cab	B	1 2 3	5-443QG	3
85-83	All	A	1 2	5-153QG*	1 2 3
Geo					
Tracker					
01-98	All	A	1 2	5-1503QG	
95-91	All	A	1 2	5-1503QG	

1. See Appendix A for U-Joint Kits Greaseable thru the Bearing Cup
 2. See Appendix B-C for U-Bolts and Straps

3. See Appendix D-E for CV Centering Yokes & Ball Seat Repair Kits
 4. Staked in place type U-Joints found on some models are non-replaceable

* Also available in Ultra Seal - See Page #5

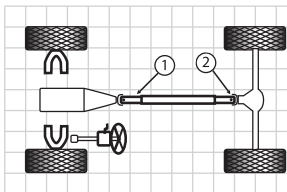


Figure A

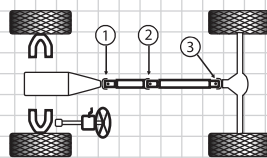


Figure B

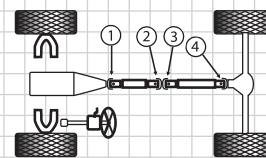


Figure C

Passenger Cars

Two-Wheel Drive Trucks

Four-Wheel Drive Trucks

Appendix

Model & Year	Make	Figure	Position	Part No.	Notes
GMC					
C15 and C1500 Series 1/2 Ton Pick Up and Suburban					
99-96	Pick Up Regular Cab Short Bed	A	1 2	5-3147QG*	2
	Pick Up Regular Cab Long Bed	A	1	5-213QG*	3
95-94	Pick Up All Extended Cab w/ MT	A	2	5-212QG	
		B	1 2	5-213QG*	3
	Pick Up All Extended Cab w/ AT	B	3	5-212QG	
		B	1 2 3	5-178QG*	2
	Suburban w/ 2 Joint Shaft Exc. Diesel	A	1	5-213QG*	3
		A	2	5-212QG	
Suburban w/ 2 Joint Shaft w/ Diesel	B	1 2	5-178QG*	2	
95-94	Pick Up w/ Turbo Diesel	B	1 2	5-213QG*	3
		B	3	5-212QG	
95	Pick Up All Regular Cab	A	1 2	5-3147QG*	2
	Pick Up Regular Cab Exc. (MW3 Heavy Duty) 5 Spd MT	B	1 2 3	5-213QG*	3
	Pick Up Regular Cab w/ (MW3 Heavy Duty) 5 Spd MT	B	1 2 3	5-178QG*	2
	Pick Up Extended Cab Exc. (MW3 Heavy Duty) 5 Spd MT	B	1 2	5-213QG*	3
		B	3	5-212QG	
	Pick Up w/ Extended Cab w/(MW3 Heavy Duty) 5 Spd MT	B	1 2 3	5-178QG*	2
	Suburban w/ 2 Joint Shaft Exc. (MT1 4 Spd AT)	A	1	5-213QG*	3
		A	2	5-212QG	
Suburban w/ 2 Joint Shaft w/ (MT1 4 Spd AT)	A	1 2	5-178QG*	2	
94-92	Pick Up Extended Cab w/ (MG5 Spd Duty) 5 Spd MT	B	1 2	5-213QG*	3
		B	3	5-212QG	
	Pick Up Extended Cab w/ (MT8 Heavy Duty) 5 Spd MT	B	1 2 3	5-178QG*	2
		B	1 2 3	5-3147QG*	2
	Pick Up Regular Cab w/ (MG5 Spd Duty) 5 Spd MT	A	1	5-213QG*	3
		A	2	5-212QG	
	Pick Up Regular Cab 2 Joint Shaft w/ (MT8 Heavy Duty) 5 Spd MT	A	1 2	5-178QG*	2
	Pick Up Regular Cab 3 Joint Shaft w/ (MT8 Heavy Duty) 5 Spd MT	B	1 2 3	5-178QG*	2
Pick Up Regular Cab w/ AT	A	1 2	5-3147QG*	2	
Suburban w/ 2 Joint Shaft	A	1	5-213QG*	3	
	A	2	5-212QG		

1. See Appendix A for U-Joint Kits Greaseable thru the Bearing Cup
 2. See Appendix B-C for U-Bolts and Straps

3. See Appendix D-E for CV Centering Yokes & Ball Seat Repair Kits

4. Staked in place type U-Joints found on some models are non-replaceable

* Also available in Ultra Seal - See Page #5

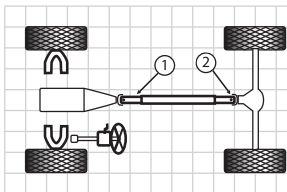


Figure A

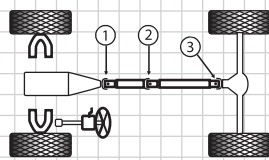


Figure B

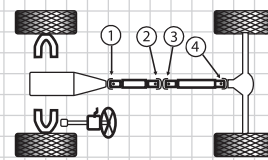


Figure C

Passenger Cars

Model & Year	Make	Figure	Position	Part No.	Notes
GMC (continued)					
C15 and C1500 Series 1/2 Ton Pick Up and Suburban (continued)					
78	All w/ 2 Joint Shaft	A	1 2	5-153QG*	1 2 3
	All w/ 3 Joint Shaft Exc. Turbo-Hydramatic Transmission 400 AT	B	1 2 3	5-153QG*	1 2 3
	All w/ 3 Joint Shaft w/ Turbo-Hydramatic Transmission 400 AT	B	1 3	5-178QG*	2
		B	2	5-3147QG*	2
77-73	All w/ 2 Joint Shaft w/ 3 Spd MT or Turbo-Hydramatic Transmission 350 AT	A	1 2	5-153QG*	1 2 3
	All w/ 2 Joint Shaft w/ 4 Spd MT	A	1	5-178QG*	2
		A	2	5-153QG*	1 2 3
	All w/ 2 Joint Shaft w/ Turbo-Hydramatic Transmission 400 AT	A	1	5-213QG*	3
		A	2	5-153QG*	1 2 3
	All w/ 3 Joint Shaft w/ 3 Spd MT& Turbo-Hydramatic Transmission 350 AT	B	1 2 3	5-153QG*	1 2 3
	All w/ 3 Joint Shaft w/ 4 Spd MT	B	1	5-178QG*	2
		B	2 3	5-153QG*	1 2 3
72-71	All w/ 3 Joint Shaft w/Turbo-Hydramatic Transmission 400 AT	B	1	5-213QG*	3
		B	2 3	5-153QG*	1 2 3
	All w/ 2 Joint Shaft w/ 3 Spd MT or AT	A	1 2	5-153QG*	1 2 3
	All w/ 2 Joint Shaft w/ 4 Spd MT	A	1	5-178QG*	2
		A	2	5-153QG*	1 2 3
	All w/ 3 Joint Shaft w/ 3 Spd MT	B	1 2 3	5-153QG*	1 2 3
70	All w/ 3 Joint Shaft w/ 4 Spd MT	B	1	5-178QG*	2
		B	2 3	5-153QG*	1 2 3
	All w/ 3 Joint Shaft w/Turbo-Hydramatic Transmission 350 AT	B	1 2 3	5-153QG*	1 2 3
	All w/ 3 Joint Shaft w/Turbo-Hydramatic Transmission 400 AT	B	1 3	5-213QG*	3
		B	2	5-178QG*	2
	All w/ 2 Joint Shaft w/ 3 Spd MT or AT	A	1 2	5-153QG*	1 2 3
	All w/ 2 Joint Shaft w/ 4 Spd MT	A	1	5-178QG*	2
		A	2	5-153QG*	1 2 3
	All w/ 3 Joint Shaft w/ 3 Spd MT	B	1 2 3	5-153QG*	1 2 3
	All w/ 3 Joint Shaft w/ 4 Spd MT and 396 V-8	B	1 2 3	5-178QG*	2

Two-Wheel Drive Trucks

Four-Wheel Drive Trucks

Appendix

1. See Appendix A for U-Joint Kits Greaseable thru the Bearing Cup
2. See Appendix B-C for U-Bolts and Straps

3. See Appendix D-E for CV Centering Yokes & Ball Seat Repair Kits

4. Staked in place type U-Joints found on some models are non-replaceable

* Also available in Ultra Seal - See Page #5



Passenger Cars

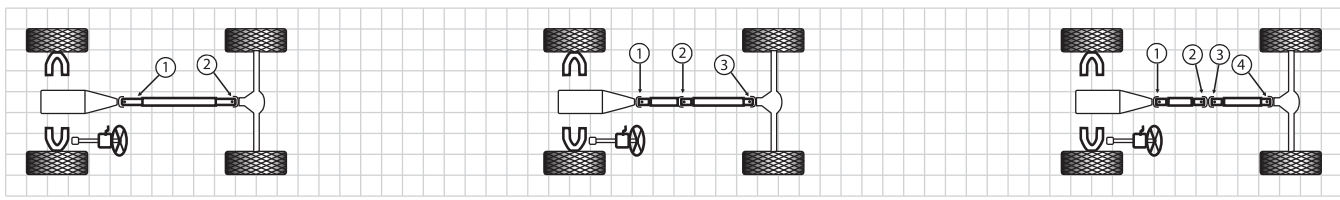


Figure A

Figure B

Figure C

Two-Wheel Drive Trucks

Four-Wheel Drive Trucks

Appendix

Model & Year	Make	Figure	Position	Part No.	Notes
GMC (continued)					
C15 and C1500 Series 1/2 Ton Pick Up and Suburban (continued)					
70	All w/ 3 Joint Shaft w/ 4 Spd MT (Exc. 396 V-8)	B	1	5-178QG*	2
		B	2 3	5-153QG*	1 2 3
	All w/ 3 Joint Shaft w/ AT (Power Glide or Turbo-Hydramatic Transmission 350)	B	1 2 3	5-153QG*	1 2 3
	All w/ 3 Joint Shaft w/ AT (Turbo-Hydramatic Transmission 400)	B	1 3	5-213QG*	3
		B	2	5-178QG*	2
69-68	All w/ 2 Joint Shaft w/ 3 Spd MT or AT	A	1 2	5-153QG*	1 2 3
	All w/ 2 Joint Shaft w/ 4 Spd MT	A	1	5-178QG*	2
		A	2	5-153QG*	1 2 3
	All w/ 3 Joint Shaft w/ 4 Spd MT (Exc. 396 V-8)	B	1	5-178QG*	2
		B	2 3	5-153QG*	1 2 3
	All w/ 396 V-8 w/ 4 Spd MT	B	1 2 3	5-178QG*	2
	All w/ 396 V-8 w/ AT	B	1 3	5-213QG*	3
	All w/ 396 V-8 w/ AT	B	2	5-178QG*	2
	All w/ 3 Joint Shaft w/ 3 Spd MT or AT (Exc. 396 V-8)	B	1 2 3	5-153QG*	1 2 3
	All w/ 2 Joint Shaft w/ 3 Spd MT or AT	A	1 2	5-153QG*	1 2 3
	All w/ 2 Joint Shaft w/ 4 Spd MT	A	1	5-178QG*	2
		A	2	5-153QG*	1 2 3
	All w/ 3 Joint Shaft w/ 3 Spd MT or AT	B	1 2 3	5-153QG*	1 2 3
67	All w/ 3 Joint Shaft w/ 4 Spd MT	B	1	5-178QG*	2
		B	2 3	5-153QG*	1 2 3
66-55	All w/ 2 Joint Shaft w/ 3 Spd MT or AT	A	1 2	5-153QG*	1 2 3
	All w/ 2 Joint Shaft w/ 4 Spd and HD 3 Spd MT	A	1	5-178QG*	2
		A	2	5-153QG*	1 2 3
	All w/ 3 Joint Shaft w/ 3 Spd MT or AT	B	1 2 3	5-153QG*	1 2 3
	All w/ 3 Joint Shaft w/ 4 Spd and HD 3 Spd MT	B	1	5-178QG*	2
		B	2 3	5-153QG*	1 2 3
C15 and C1500 Series 1/2 Ton Step Van					
80-79	All Exc. 4 Spd MT and Turbo-Hydramatic Transmission 400 AT	A	1 2	5-153QG*	1 2 3
	All w/ 4 Spd MT and Turbo-Hydramatic Transmission 400 AT	A	1	5-178QG*	2
		A	2	5-153QG*	1 2 3

1. See Appendix A for U-Joint Kits Greaseable thru the Bearing Cup
 2. See Appendix B-C for U-Bolts and Straps
 3. See Appendix D-E for CV Centering Yokes & Ball Seat Repair Kits
 4. Staked in place type U-Joints found on some models are non-replaceable
 * Also available in Ultra Seal - See Page #5

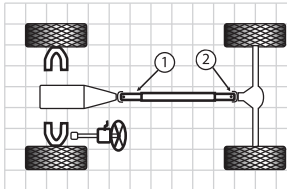


Figure A

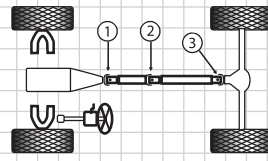


Figure B

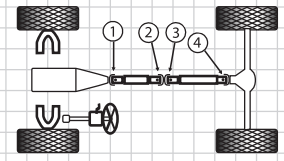


Figure C

Passenger Cars

Model & Year	Make	Figure	Position	Part No.	Notes
GMC (continued)					
C15 and C1500 Series 1/2 Ton Step Van (continued)					
78-60	All w/ 2 Joint Shaft Exc. 4 Spd MT	A	1 2	5-153QG*	1 2 3
	All w/ 2 Joint Shaft w/ 4 Spd MT	A	1	5-178QG*	2
		A	2	5-153QG*	1 2 3
C25 and C2500 Series 3/4 Ton Pick Up, Cab Chassis and Suburban					
00-91	Pick Up & Cab Chassis w/ 2 Joint Shaft	A	1 2	5-178QG*	2
	Pick Up & Cab Chassis w/ 3 Joint Shaft	B	1 2 3	5-178QG*	2
99-92	Suburban	A	1 2	5-178QG*	2
91	Suburban Exc. Diesel	B	1 2 3	5-178QG*	2
	Suburban w/ Diesel Eng.	B	1 3	5-178QG*	2
		B	2	5-3147QG*	2
90-88	Pick Up & Cab Chassis 2 Door w/ Ext. Cab and 4 Door	B	1 2 3	5-178QG*	2
	Pick Up & Cab Chassis 2 Door w/ Reg. Cab	A	1 2	5-178QG*	2
90-87	Suburban Exc. 454 V-8 w/ AT	B	1 3	5-178QG*	2
		B	2	5-3147QG*	2
	Suburban w/ 454 V-8 and AT	B	1 2 3	5-178QG*	2
87	Pick Up & Cab Chassis 2 Door w/ 3 Spd AT Exc. 454 V-8	B	1 3	5-178QG*	2
		B	2	5-3147QG*	2
	Pick Up & Cab Chassis 2 Door w/ 3 Spd AT w/ 454 V-8	B	1 2 3	5-178QG*	2
	Pick Up & Cab Chassis 2 Door w/ 4 Spd AT	B	1 2	5-3147QG*	2
		B	3	5-178QG*	2
	Pick Up & Cab Chassis 2 Door w/ MT	B	1 2 3	5-178QG*	2
	Pick Up & Chassis Cab 4 Door	B	1 2 3	5-178QG*	2
86-82	Pick Up & Chassis Cab w/ Inside Lockup	B	1 2 3	5-3147QG*	2
	Pick Up & Chassis Cab w/ Outside Lockup	B	1 2 3	5-178QG*	2
	Suburban w/ 2 Joint Shaft	A	1 2	5-3147QG*	2
	Suburban w/ 3 Joint Shaft & 454 V-8	B	1 2 3	5-178QG*	2
	Suburban w/ 3 Joint Shaft Pos. 1, 3 w/ Inside Lockup Exc. 454 V-8	B	1 3	5-3147QG*	2
		B	2	5-178QG*	2
	Suburban w/ 3 Joint Shaft Pos. 1, 2 w/ Outside Lockup Exc. 454 V-8	B	1 2	5-178QG*	2
		B	3	5-3147QG*	2
81	2 Door Pick Up & Cab Chassis w/ 3 Spd MT or Turbo-Hydrumatic Transmission 350 AT	B	1 2	5-153QG*	1 2 3
		B	3	5-3147QG*	2

Two-Wheel Drive Trucks

Four-Wheel Drive Trucks

Appendix

1. See Appendix A for U-Joint Kits Greaseable thru the Bearing Cup
 2. See Appendix B-C for U-Bolts and Straps

3. See Appendix D-E for CV Centering Yokes & Ball Seat Repair Kits

4. Staked in place type U-Joints found on some models are non-replaceable

* Also available in Ultra Seal - See Page #5



Passenger Cars

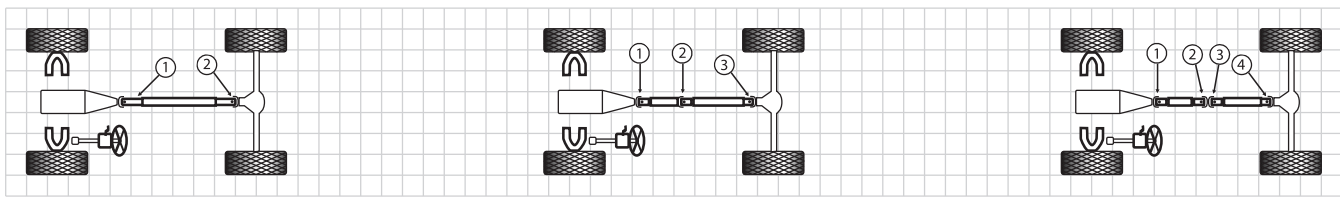


Figure A

Figure B

Figure C

Two-Wheel Drive Trucks

Four-Wheel Drive Trucks

Appendix

Model & Year	Make	Figure	Position	Part No.	Notes
GMC (continued)					
C25 and C2500 Series 3/4 Ton Pick Up, Cab Chassis and Suburban (continued)					
81	2 Door Pick Up & Cab Chassis w/ 4 Spd MT	B	1 2	5-178QG*	2
		B	3	5-3147QG*	2
	2 Door Pick Up & Cab Chassis w/Turbo-Hydrumatic Transmission 400 AT	B	1	5-178QG*	2
		B	2	5-153QG*	1 2 3
		B	3	5-3147QG*	2
	4 Door Pick Up & Cab Chassis Exc. 4 Spd MT or 454 V-8	B	1 3	5-178QG*	2
	4 Door Pick Up & Cab Chassis w/ 4 Spd MT or 454 V-8	N	1 2 3	5-178QG*	2
	Suburban w/ 454 V-8	B	1 2 3	5-178QG*	2
	Suburban w/ AT Exc. 454 V-8	B	1 2	5-178QG*	2
		B	3	5-153QG*	1 2 3
Suburban w/ MT Exc. 454 V-8	B	1 2	5-178QG*	2	
	B	3	5-3147QG*	2	
80-78	Pick Up & Cab Chassis w/ 2 Joint Shaft	A	1 2	5-153QG*	1 2 3
	Pick Up & Cab Chassis w/ 3 Joint Shaft and 1.063" Brg.	B	1 2 3	5-153QG*	1 2 3
	Pick Up & Cab Chassis w/ 3 Joint Shaft and 1.188" Brg.	B	1 2 3	5-178QG*	2
	Suburban w/Turbo-Hydrumatic Transmission 350 AT	B	1 2 3	5-153QG*	1 2 3
Suburban w/ Turbo-Hydrumatic Transmission 400 AT or 4 Spd MT	B	1 2 3	5-178QG*	2	
77-73	All Exc. 400 V-8	B	1 2	5-153QG*	1 2 3
		B	3	5-178QG*	2
	All w/ 400 V-8	B	1	5-213QG*	3
72-67	All w/ 3 Spd MT or AT	B	2 3	5-178QG*	2
	All w/ 4 Spd MT	B	1 2 3	5-153QG*	1 2 3
66-62	All w/ 3 Spd AT	B	1 2 3	5-178QG*	2 3
		B	1 2	5-153QG*	1 2 3
	All w/ 3 Spd MT or 2 Spd AT	B	3	5-178QG*	2
	All w/ 3 Spd MT or 2 Spd AT	A	1	5-153QG*	1 2 3
		A	2	5-178QG*	2
		A	1 2	5-178QG*	2
C35 and C3500 Series 1 Ton Pick Up and Cab Chassis					
02	All w/ 2 Joint Shaft	A	1 2	5-160QG*	2
	All w/ 3 Joint Shaft	B	1 2 3	5-160QG*	2

1. See Appendix A for U-Joint Kits Greaseable thru the Bearing Cup
 2. See Appendix B-C for U-Bolts and Straps
 3. See Appendix D-E for CV Centering Yokes & Ball Seat Repair Kits
 4. Staked in place type U-Joints found on some models are non-replaceable
 * Also available in Ultra Seal - See Page #5

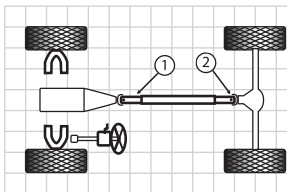


Figure A

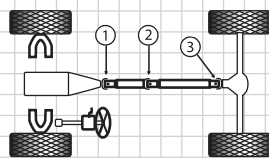


Figure B

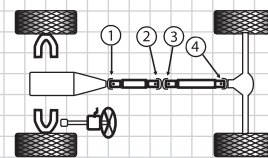


Figure C

Passenger Cars

Model & Year	Make	Figure	Position	Part No.	Notes
GMC (continued)					
C35 and C3500 Series 1 Ton Pick Up and Cab Chassis (continued)					
01-97	All w/ 3 Joint Shaft w/ 3.622" O/S Lockup	B	1 2 3	5-178QG*	2
	All w/ 3 Joint Shaft w/ 4.187" O/S Lockup	B	1 2 3	5-1206QG	
	All w/ 4 Joint Shaft	C	1 2 3 4	5-1206QG	
96-91	All w/ 3 Joint Shaft	B	1 2 3	5-178QG*	2
	All w/ 4 Joint Shaft	C	1 2 3 4	5-1206QG	
	All Chassis Cab and 3500 HD	B	1 2 3	5-1206QG	
90-79	All	B	1 2 3	5-178QG*	2
78-73	All Exc. Crew Cab	B	1 2	5-153QG*	1 2 3
	w/ 3 Spd MT or Turbo-Hydramatic Transmission 350 AT	B	3	5-178QG*	2
	All Exc. Crew Cab	B	1 2 3	5-178QG*	2
	w/ 4 Spd MT or Turbo-Hydramatic Transmission 400 AT	B	1 2 3	5-178QG*	2
	All Crew Cab Includes Dual Rear Wheel Models	B	1 2 3	5-178QG*	2
72-68	All w/ AT Exc. 396 and 400 V-8	B	1	5-153QG*	1 2 3
		B	2 3	5-178QG*	2
	All w/ AT w/ 396 and 400 V-8	B	1	5-213QG*	1 3
		B	2 3	5-178QG*	2
	All w/ MT	B	1 2 3	5-178QG*	2
67-60	All w/ AT	B	1	5-153QG*	1 2 3
		B	2 3	5-178QG*	2
	All w/ MT Includes Dual Rear Wheel Models	B	1 2 3	5-178QG*	2
Canyon					
06-04	All w/2 Joint Shaft	A	1	5-213QG*	
		A	2	5-212QG	
06-04	All w/2 Joint Shaft	B	1 2	5-213QG*	
		B	3	5-212QG	
Caballero and Sprint					
88-73	All w/ Inside Lockup	A	1 2	5-3147QG*	2
	All w/ Outside Lockup	A	1 2	5-153QG*	1 2 3
72-71	All Exc. w/Turbo-Hydramatic Transmission or 454 Eng.	A	1 2	5-153QG*	1 2 3
	All w/ Turbo-Hydramatic Transmission or 454 Eng.	A	1	5-3147QG*	2
		A	2	5-212QG	

Two-Wheel Drive Trucks

Four-Wheel Drive Trucks

Appendix

1. See Appendix A for U-Joint Kits Greaseable thru the Bearing Cup
 2. See Appendix B-C for U-Bolts and Straps

3. See Appendix D-E for CV Centering Yokes & Ball Seat Repair Kits

4. Staked in place type U-Joints found on some models are non-replaceable

* Also available in Ultra Seal - See Page #5



Passenger Cars

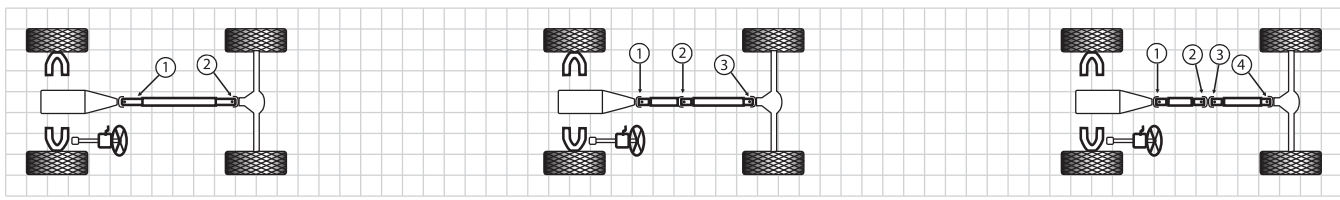


Figure A

Figure B

Figure C

Two-Wheel Drive Trucks

Four-Wheel Drive Trucks

Appendix

Model & Year	Make	Figure	Position	Part No.	Notes
GMC (continued)					
Envoy					
06-02	All	A	1 2	5-3147QG*	2
G15 and G1500 Series 1/2 Ton Van (Includes Savana 1500)					
06-03	All	A	1 2	5-178QG*	2
02-97	All w/ 2 Joint Shaft	A	1 2	5-178QG*	2
	All w/ 3 Joint Shaft	B	1 2 3	5-178QG*	2
96	All w/ 2 Joint Shaft 110" W.B.	A	1 2	5-3147QG*	2
	All w/ 2 Joint Shaft 135" W.B.	A	1 2	5-178QG*	2
95-91	All w/ 2 Joint Shaft 125" W.B. w/ Outside Lockup	A	1	5-213QG*	3
		A	2	5-212QG	
	All w/ 2 Joint Shaft 110" W.B. w/ Inside Lockup	A	1 2	5-3147QG*	2
93-85	All w/ 3 Joint Shaft	B	1 2 3	5-3147QG*	2
90-85	All w/ 2 Joint Shaft	A	1 2	5-3147QG*	2
84-82	All w/ 2 Joint Shaft	A	1 2	5-3147QG*	2
	All w/ 3 Joint Shaft	B	1 2 3	5-3147QG*	2
	Exc. Turbo-Hydramatic Transmission 400 AT				
	All w/ 3 Joint Shaft	B	1	5-178QG*	2
	w/ Turbo-Hydramatic Transmission 400 AT	B	2 3	5-3147QG*	2
81-78	All w/ 2 Joint Shaft w/ I/S Lockup	A	1 2	5-3147QG*	2
	All w/ 2 Joint Shaft w/ Outside Lockup	A	1 2	5-153QG*	1 2 3
	All w/ 3 Joint Shaft Front Joint	B	1	5-3147QG*	2
	All w/3 Joint Shaft Center or Rear w/ 3.622" O/S Lockup	B	2 3	5-178QG*	2
	All w/ 3 Joint Shaft Center or Rear w/ Inside Lockup	B	2 3	5-3147QG*	2
	All w/ 3 Joint Shaft Center or Rear w/ 3.219" O/S Lockup	B	2 3	5-153QG*	1 2 3
77-64	All w/ 2 Joint Shaft	A	1 2	5-153QG*	1 2 3
	All w/ 3 Joint Shaft	B	1 2 3	5-153QG*	1 2 3
G25 and G2500 Series 3/4 Ton Van (Includes Savana 2500)					
06-03	All w/ 2 Joint Shaft	A	1 2	5-178QG*	2
	All w/ 3 Joint Shaft	B	1 2 3	5-1355QG	
02	All w/ 2 Joint Shaft	A	1 2	5-178QG*	2
	All w/ 3 Joint Shaft	B	1 2 3	5-178QG*	2
01-97	All w/ 2 Joint Shaft	A	1 2	5-178QG*	2
	All w/ 3 Joint Shaft	B	1 2 3	5-178QG*	2

1. See Appendix A for U-Joint Kits Greaseable thru the Bearing Cup
 2. See Appendix B-C for U-Bolts and Straps

3. See Appendix D-E for CV Centering Yokes & Ball Seat Repair Kits
 4. Staked in place type U-Joints found on some models are non-replaceable

* Also available in Ultra Seal - See Page #5

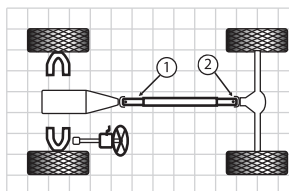


Figure A

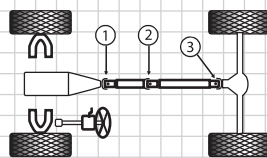


Figure B

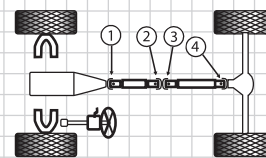


Figure C

Passenger Cars

Model & Year	Make	Figure	Position	Part No.	Notes
GMC (continued)					
G25 and G2500 Series 3/4 Ton Van (Includes Savana 2500) (continued)					
96	All w/ 2 Joint Shaft 110" W.B.	A	1 2	5-3147QG*	2
	All w/ 2 Joint Shaft 135" W.B.	A	1 2	5-178QG*	2
	All w/ 3 Joint Shaft 155" W.B.	B	1 2 3	5-178QG*	2
95-91	All w/ 2 Joint Shaft 125" W.B. w/ Outside Lockup	A	1	5-213QG*	3
	All w/ 2 Joint Shaft 110" W.B. w/ Inside Lockup	A	2	5-212QG	
94-91	All w/ 2 Joint Shaft w/ Outside Lockup	A	1 2	5-3147QG*	2
	All w/ 2 Joint Shaft w/ Outside Lockup	A	1	5-213QG*	3
90-85	All w/ 2 Joint Shaft w/ Inside Lockup	A	2	5-212QG	
	All w/ 2 Joint Shaft w/ Inside Lockup	A	1 2	5-3147QG*	2
84	All w/ 2 Joint Shaft	A	1 2	5-3147QG*	2
	All w/ 3 Joint Shaft	B	1 2 3	5-3147QG*	2
	Exc. Turbo-Hydramatic Transmission 400 AT	B	1 2 3	5-3147QG*	2
83-82	All w/ 2 Joint Shaft	B	1	5-3147QG*	2
	w/ Turbo-Hydramatic Transmission 400 AT	B	2 3	5-178QG*	2
81	All w/ 2 Joint Shaft	A	1 2	5-3147QG*	2
	All w/ 3 Joint Shaft	B	1 2 3	5-3147QG*	2
80-79	All w/ 2 Joint Shaft w/ Inside Lockup	A	1 2	5-3147QG*	2
	All w/ 2 Joint Shaft w/ Outside Lockup	A	1 2	5-153QG*	1 2 3
	All w/ 3 Joint Shaft Exc. 400 V-8 and MT	B	1 2 3	5-3147QG*	2
78-76	All w/ 3 Joint Shaft w/ 400 V-8 or MT	B	1	5-3147QG*	2
	All w/ 3 Joint Shaft Middle or Rear Joint w/ 1.063" Brg. Cup	B	2 3	5-178QG*	2
	All w/ 3 Joint Shaft Middle or Rear Joint w/ 1.188" Brg. Cup	B	2 3	5-178QG*	2
78-76	All w/ 2 Joint Shaft w/ Inside Lockup	A	1 2	5-3147QG*	2
	All w/ 2 Joint Shaft w/ Outside Lockup	A	1 2	5-153QG*	1 2 3
78-76	All w/ 3 Joint Shaft Exc. 400 V-8 and MT	B	1 2 3	5-3147QG*	2
	All w/ 3 Joint Shaft w/ 400 V-8 or MT	B	1	5-3147QG*	2
78-76	All w/ 2 Joint Shaft w/ Inside Lockup	B	2	5-213QG*	3
	All w/ 2 Joint Shaft Exc. 400 V-8	A	1 2	5-153QG*	1 2 3
78-76	All w/ 2 Joint Shaft w/ 400 V-8	A	1	5-3147QG*	2
	All w/ 2 Joint Shaft w/ 400 V-8	A	2	5-212QG	

Two-Wheel Drive Trucks

Four-Wheel Drive Trucks

Appendix

1. See Appendix A for U-Joint Kits Greaseable thru the Bearing Cup
2. See Appendix B-C for U-Bolts and Straps

3. See Appendix D-E for CV Centering Yokes & Ball Seat Repair Kits

4. Staked in place type U-Joints found on some models are non-replaceable

* Also available in Ultra Seal - See Page #5

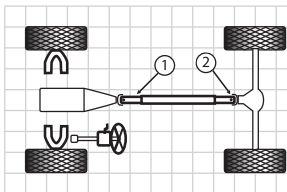


Figure A

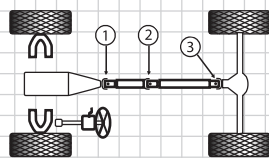


Figure B

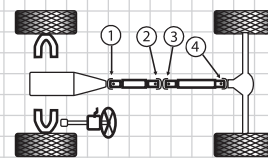


Figure C

Passenger Cars

Model & Year	Make	Figure	Position	Part No.	Notes
GMC (continued)					
G35 and G3500 Series 1 Ton Van (Includes Savana 3500) (continued)					
06-03	All w/ 3 Joint Shaft w/155" Wheelbase	B	1 2 3	5-1355QG	
	All w/ 3 Joint Shaft w/159" or 177" Wheelbase	B	1	5-1355QG	
02	All w/ 2 Joint Shaft	A	1 2	5-178QG*	2
	All w/ 3 Joint Shaft	B	1 2 3	5-178QG*	2
	Exc. 135" or 139" Wheelbase or Dual Rear Wheels	B	1 2 3	5-178QG*	2
	All w/ 3 Joint Shaft w/135" or 139" Wheelbase	B	1 2 3	5-178QG*	2
01-91	All w/ 2 Joint Shaft	A	1 2	5-178QG*	2
	All w/ 3 Joint Shaft	B	1 2 3	5-178QG*	2
90-85	All 125" W.B. Exc. 4 Spd AT	B	1 2 3	5-178QG*	2
	All 125" W.B. w/ 4 Spd AT	B	1	5-3147QG*	2
84-83		B	2 3	5-178QG*	2
	All 145" W.B.	B	1 2 3	5-178QG*	2
	All Cab Chassis	B	1 2 3	5-178QG*	2
	All Exc. Cab Chassis	B	1	5-3147QG*	2
82		B	2 3	5-178QG*	2
	All Cab Chassis w/ AT	B	1 2 3	5-178QG*	2
	All Exc. Cab Chassis w/ AT	B	1	5-3147QG*	2
81-80		B	2 3	5-178QG*	2
	All Exc. 3 Spd MT	B	1 2 3	5-178QG*	2
	All w/ 3 Spd MT	B	1	5-3147QG*	2
79-78		B	2 3	5-178QG*	2
	All w/ 2 Joint Shaft	A	1 2	5-178QG*	2
	All w/ 3 Joint Shaft	B	1	5-3147QG*	2
	Exc. Turbo-Hydramatic Transmission 400 AT	B	2 3	5-178QG*	2
77-75	All w/ 3 Joint Shaft	B	1 2 3	5-178QG*	2
	w/ Turbo-Hydramatic Transmission 400 AT	B	1 2 3	5-178QG*	2
	All w/ 2 Joint Shaft Exc. 400 V-8	A	1 2	5-153QG*	1 2 3
	All w/ 2 Joint Shaft w/ 400 V-8	A	1	5-213QG*	3
		A	2	5-178QG*	2
	All w/ 3 Joint Shaft Exc. 400 V-8	B	1	5-153QG*	1 2 3
		B	2 3	5-178QG*	2

Two-Wheel Drive Trucks

Four-Wheel Drive Trucks

Appendix

1. See Appendix A for U-Joint Kits Greaseable thru the Bearing Cup
 2. See Appendix B-C for U-Bolts and Straps

3. See Appendix D-E for CV Centering Yokes & Ball Seat Repair Kits

4. Staked in place type U-Joints found on some models are non-replaceable

* Also available in Ultra Seal - See Page #5

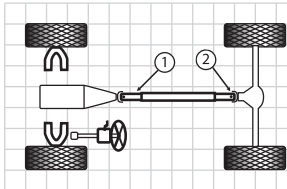


Figure A

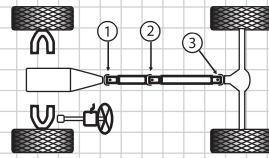


Figure B

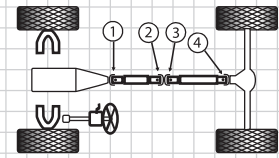


Figure C

Passenger Cars

Model & Year	Make	Figure	Position	Part No.	Notes
GMC (continued)					
G35 and G3500 Series 1 Ton Step Van and Motor Home Chassis (continued)					
84-79	All 125", 133" or 137" W.B. w/ Rear Disc Brakes w/ 4 Spd MT	B	1	5-153QG*	1 2 3
		B	2 3	5-178QG*	2
	All 125", 133" or 137" W.B. w/ Rear Disc Brakes w/ Turbo 400 AT	B	1	5-1206QG	
		B	2 3	5-178QG*	2
	All 125", 133" or 137" W.B. w/ Rear Drum Brakes	B	1 2 3	5-178QG*	2
	All 157" W.B. w/ Rear Disc Brakes w/ 4 Spd MT	B	1 2 3	5-178QG*	2
	All 157" W.B. w/ Rear Disc Brakes w/ Turbo 400 AT	B	1	5-1206QG	
		B	2 3	5-178QG*	2
	All 157" W.B. w/ Rear Drum Brakes	B	1 2 3	5-178QG*	2
	All 178" W.B. Motor Home Chassis	B	1	5-1206QG	
		B	2 3	5-178QG*	2
All 178" W.B. Step Van w/ 3 Joint Shaft	B	1 2 3	5-178QG*	2	
	C	1 2 3 4	5-178QG*	2	
78-76	All 125" or 133" W.B. w/ 4 Wheel Disc Brakes	B	1 2	5-153QG*	1 2 3
		B	3	5-1206QG	
	All 125" or 133" W.B. w/ Drum Brakes	B	1 2 3	5-178QG*	2
	All 157" W.B. w/ 4 Wheel Disc Brakes	B	1 3	5-1206QG	
		B	2	5-153QG*	1 2 3
All 157" W.B. w/ Drum Brakes	B	1 2 3	5-178QG*	2	
74-68	All	B	1 2 3	5-178QG*	2
67-63	All w/104" W.B. w/ 3 Spd, MT or AT	A	1	5-153QG*	1 2 3
		A	2	5-178QG*	2
	All w/104" W.B. w/ 4 Spd MT	A	1 2	5-178QG*	2
	All w/125" or 137" W.B. w/ 3 Spd MT or AT	B	1	5-153QG*	1 2 3
		B	2 3	5-178QG*	2
All w/125" or 137" W.B. w/ 4 Spd MT	B	1 2 3	5-178QG*	2	
62-61	All 104" W.B. w/ 3 Spd MT	A	1	5-153QG*	1 2 3
		A	2	5-178QG*	2
	All 104" W.B. w/ 4 Spd MT & AT	A	1 2	5-178QG*	2
	All 125" or 137" W.B. w/ 3 Spd MT	B	1	5-153QG*	1 2 3
		B	2 3	5-178QG*	2
All 125" or 137" W.B. w/ 4 Spd MT or AT	B	1 2 3	5-178QG*	2	

Two-Wheel Drive Trucks

Four-Wheel Drive Trucks

Appendix

1. See Appendix A for U-Joint Kits Greaseable thru the Bearing Cup
2. See Appendix B-C for U-Bolts and Straps

3. See Appendix D-E for CV Centering Yokes & Ball Seat Repair Kits

4. Staked in place type U-Joints found on some models are non-replaceable

* Also available in Ultra Seal - See Page #5

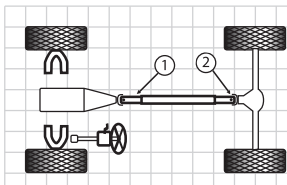


Figure A

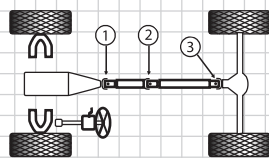


Figure B

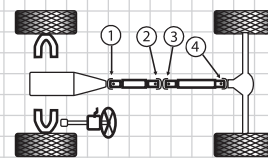


Figure C

Passenger Cars

Model & Year	Make	Figure	Position	Part No.	Notes
GMC (continued)					
Sierra 1500 Series 1/2 Ton Pick Up and Yukon XL1500 (continued)					
06-05	Pick Up w/2 Joint Shaft w/133" & 143.5" Wheelbase	A	1	5-213QG*	
		A	2	5-212QG	
	Pick Up w/3 Joint Shaft w/143.5 & 157.5" Wheelbase w/Manual Trans.	B	1 2	5-213QG*	
		B	3	5-212QG	
	Pick Up w/3 Joint Shaft w/143.5 & 157.5" Wheelbase w/Auto Trans.	B	1 2	5-3147QG*	2
04-02	Pick Up w/116" Wheelbase	A	1 2	5-3147QG*	2
	Pick Up w/133" Wheelbase	A	1	5-213QG*	
		A	2	5-212QG	
	Pick Up w/143.5 & 157.5" Wheelbase w/Manual Trans.	B	1	5-213QG*	
		B	2	5-212QG	
		B	3	5-3147QG*	2
	Pick Up w/143.5 & 157.5" Wheelbase w/Auto Trans. Exc.4 Wheel Steering	B	1 2 3	5-3147QG*	2
	Pick Up w/143.5 & 157.5" Wheelbase w/Auto Trans. w/4 Wheel Steering	B	1 2	5-3147QG*	
		B	1 2	5-178QG*	2
06-02	Yukon and Denali XL	A	1	5-213QG*	
		A	2	5-212QG	
01-99	Pick Up Regular Cab w/ Inside Lockup	A	1 2	5-3147QG*	2
	Pick Up Regular Cab w/ Outside Lockup	A	1	5-213QG*	3
		A	2	5-212QG	
	Pick Up Extended Cab w/ Inside Lockup	B	1 2 3	5-3147QG*	2
	Pick Up Extended Cab w/ Outside Lockup	B	1 2	5-213QG*	3
		B	3	5-212QG	
	Yukon XL	A	1	5-213QG*	3
		A	2	5-212QG	
01-00	Yukon XL	A	1	5-213QG*	
		A	2	5-212QG	
Sierra 2500 HD - 3/4 Ton Pick Up					
06-02	w/133" Wheelbase w/Auto Trans. Exc. w/Allison Trans. or 2" Body Rise	B	1 2 3	5-178QG*	2
	w/133" Wheelbase w/Auto Trans. w/Allison Trans. or 2" Body Rise	B	1 2 3	5-160QG*	2

Two-Wheel Drive Trucks

Four-Wheel Drive Trucks

Appendix

1. See Appendix A for U-Joint Kits Greaseable thru the Bearing Cup
 2. See Appendix B-C for U-Bolts and Straps

3. See Appendix D-E for CV Centering Yokes & Ball Seat Repair Kits

4. Staked in place type U-Joints found on some models are non-replaceable

* Also available in Ultra Seal - See Page #5



Passenger Cars

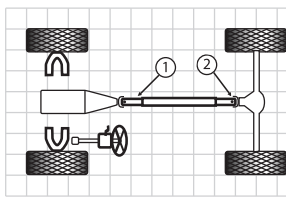


Figure A

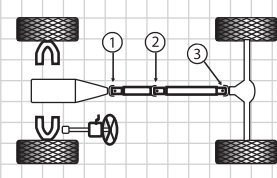


Figure B

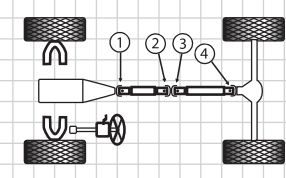


Figure C

Two-Wheel Drive Trucks

Four-Wheel Drive Trucks

Appendix

Model & Year	Make	Figure	Position	Part No.	Notes
GMC (continued)					
Sierra 2500 HD - 3/4 Ton Pick Up (continued)					
06-02	w/133" Wheelbase w/Manual Trans. Exc. w/6.6 or 8.1 Liter Engine	B	1 2 3	5-160QG*	2
	w/133" Wheelbase w/Manual Trans. w/6.6 or 8.1 Liter Engine	B	1 2 3	5-188Q	2
	w/143.5", 153", or 167" Wheelbase w/Auto Trans.	B	1 2 3	5-160QG*	2
	w/143.5", 153", or 167" Wheelbase w/Manual Trans.	B	1 2 3	5-188QG*	2
	w/157.5" Wheelbase w/Auto Trans. Exc. w/Allison Trans.	B	1 2 3	5-0415QG	2
	w/157.5" Wheelbase w/Auto Trans. w/Allison Trans.	B	1 2 3	5-160QG*	2
Sierra 2500 Series - 3/4 Ton Pick Up Yukon and Yukon XL2500					
04-02	Pick Up w/133" Wheelbase w/Auto Trans.	A	1 2	5-178QG*	2
	Pick Up w/133" Wheelbase w/Manual Trans.	A	1 2	5-160QG*	2
	Pick Up w/143.5" Wheelbase	B	1 2 3	5-160QG*	2
	Pick Up w/157.5" Wheelbase	B	1 2 3	5-0415QG	2
06-02	Yukon XL w/6.0 Liter Engine	A	1 2	5-178QG*	2
	Yukon XL w/8.1 Liter Engine	A	1 2	5-160QG*	2
01-99	All w/ 3 Joint Shaft w/ 3.622" O/S Lockup	B	1 2 3	5-178QG*	2
	All w/ 3 Joint Shaft w/ 4.187" O/S Lockup	B	1 2 3	5-1206QG	2
01-00	Yukon XL-w/2 Joint Shaft	A	1 2	5-178QG*	2
Sierra 3500 - 1 Ton Pick Up					
06-02	All w/ 3 Joint Shaft Exc. 157" Wheelbase	B	1 2 3	5-160QG*	2
	All w/ 3 Joint Shaft w/157" Wheelbase Exc. w/Allison Trans.	C	1 2 3 4	5-0415QG	2
	All w/ 3 Joint Shaft w/157" Wheelbase w/Allison Trans.	B	1 2 3	5-160QG*	2
	All w/ 4 Joint Shaft	C	1 2 3 4	5-160QG*	2
Tiltmaster 4000 and W4					
95-92	All Gas Models w/2 Joint Shaft	A	1 2	5-1206QG	2
	All Gas Models w/3 Joint Shaft	B	1 2 3	5-1206QG	2
Tiltmaster 5000 and W5					
94-91	All w/2 Joint Shaft	A	1 2	5-155QG	2
	All w/3 Joint Shaft	B	1 2 3	5-155QG	2

1. See Appendix A for U-Joint Kits Greaseable thru the Bearing Cup
 2. See Appendix B-C for U-Bolts and Straps

3. See Appendix D-E for CV Centering Yokes & Ball Seat Repair Kits
 4. Staked in place type U-Joints found on some models are non-replaceable

* Also available in Ultra Seal - See Page #5

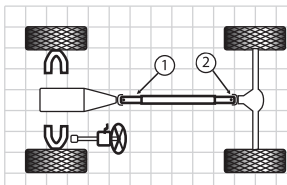


Figure A

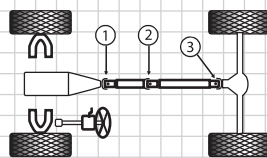


Figure B

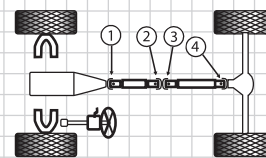


Figure C

Passenger Cars

Two-Wheel Drive Trucks

Four-Wheel Drive Trucks

Appendix

Model & Year	Make	Figure	Position	Part No.	Notes
Honda					
Passport					
98-93	All	B	1 2 3	5-153QG*	1 2 3
Infiniti					
QX4					
03-02	All	B	1	5-1505QG	
QX56					
06-04	All	A	1	5-178QG*	
International					
130 and 1300 Series					
77-59	All w/2 Joint Shaft	A	1 2	5-350QG	
	All w/3 Joint Shaft	B	1 2 3	5-350QG	
150 and 1500 Series					
77-59	All w/Outside Lockup	B	1 2 3	5-178QG*	1
Isuzu					
Ascender					
06-03	All	A	1 2	5-3147QG*	2
Amigo					
95-89	All	A	1 2	5-1515QG	
Axiom					
04-02	All	A	1 2	5-153QG*	2
Hombre					
00-96	All w/ 2 Joint Shaft	A	1 2	5-3147QG*	2
	All w/ 3 Joint Shaft	B	1 2 3	5-3147QG*	2
i-280					
06	All w/2 Joint Shaft	A	1	5-213QG*	
		A	2	5-212QG	
	All w/3 Joint Shaft	B	1	5-213QG*	
		B	2	5-212QG	

1. See Appendix A for U-Joint Kits Greaseable thru the Bearing Cup
 2. See Appendix B-C for U-Bolts and Straps

3. See Appendix D-E for CV Centering Yokes & Ball Seat Repair Kits

4. Staked in place type U-Joints found on some models are non-replaceable

* Also available in Ultra Seal - See Page #5

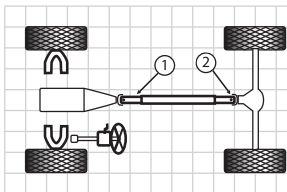


Figure A

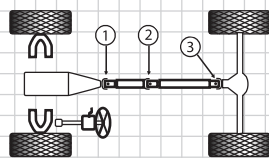


Figure B

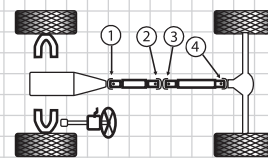


Figure C

Passenger Cars

Model & Year	Make	Figure	Position	Part No.	Notes
Jeep (continued)					
Cherokee, Grand Cherokee, Wagoneer and Grand Wagoneer ((WK, WJ, ZJ, SJ) (Full Size)) (continued)					
65-64	All Wagoneer w/ AT	A	1	5-2011QG	
		A	2	5-2140QG	
63	All Wagoneer w/ MT	A	1 2	5-153QG*	1 2 3
	All Wagoneer	A	1 2	5-153QG*	1 2 3
59-57	All Models	A	1 2	5-153QG*	1 2 3
Cherokee and Wagoneer (XJ) (Compact Size)					
01-99	All	A	1 2	5-153QG*	2
98-88	All w/ Outside Lockup	A	1 2	5-153QG*	2
	All w/ Inside Lockup	A	1 2	5-1309QG	
87-84	All	A	1 2	5-153QG*	
Liberty					
06-04	All	A	1 2	5-153QG*	
03-02	All w/3.219" Outside Lockup	A	1 2	5-153QG*	1 2 3
	All w/3.622" Outside Lockup	A	1 2	5-213QG*	1 2 3
Wrangler (TJ, YJ, CJ)					
93-88	All	A	1 2	5-153QG*	1 2 3
Lincoln					
Aviator					
05-03	All	A	1 2	5-213QG*	2
Blackwood					
02	All	A	1 2	5-178QG*	
Mark LT					
06	All w/2 Joint Shaft	A	1 2	5-0488QG	
	All w/3 Joint Shaft	B	1 2 3	5-0488QG	
Navigator					
06-05	All	A	1 2	5-0488QG	
04-97	All	A	1 2	5-178QG*	2

Two-Wheel Drive Trucks

Four-Wheel Drive Trucks

Appendix

1. See Appendix A for U-Joint Kits Greaseable thru the Bearing Cup
 2. See Appendix B-C for U-Bolts and Straps

3. See Appendix D-E for CV Centering Yokes & Ball Seat Repair Kits

4. Staked in place type U-Joints found on some models are non-replaceable

* Also available in Ultra Seal - See Page #5



Passenger Cars

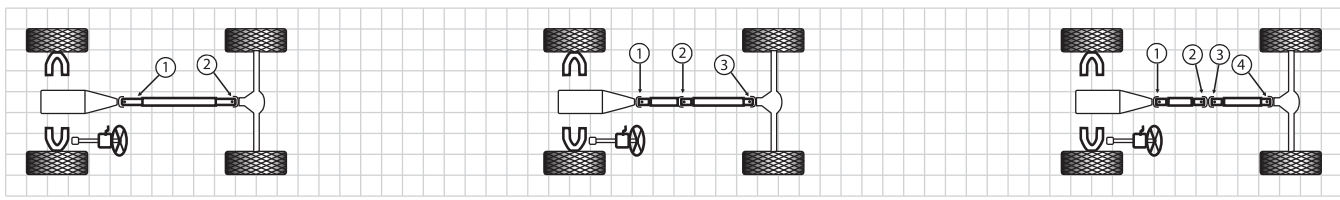


Figure A

Figure B

Figure C

Two-Wheel Drive Trucks

Four-Wheel Drive Trucks

Appendix

Model & Year	Make	Figure	Position	Part No.	Notes
Mazda					
Navajo					
94-92	All w/ 2 Joint Shaft	A	1 2	5-153QG*	1 2 3
Pick Up					
06-98	All Super Cab	A	1 2	5-213QG*	2
	All Regular Cab w/Auto Trans.	A	1 2	5-213QG*	2
	All Regular Cab w/Manual Trans.	A	1 2	5-1204Q	
97-94	All w/ 108" or 114" W.B.	A	1 2	5-153QG*	1 2 3
	All w/ 125" W.B.	B	1 2 3	5-153QG*	1 2 3
93-90	All w/ 2 Joint Shaft	A	1 2	5-1507QG	4
	All w/ 3 Joint Shaft	B	1 2 3	5-1507QG	4
89-87	All w/ 2 Joint Shaft Exc. w/Staked-In U-Joints	A	1 2	5-1507QG	
	All w/ 2 Joint Shaft w/Staked-In U-Joints	A	1 2	N/A	
	All w/ 3 Joint Shaft Exc. w/Staked-In U-Joints	B	1 2 3	5-1507QG	
	All w/ 3 Joint Shaft w/Staked-In U-Joints	B	1 2 3	N/A	
	All	A	1 2	5-1507QG	4
86-85	All w/Staked-In U-Joints	A	1 2	N/A	
	All Long Bed & Cab Plus	A	1 2	5-1507QG	4
84-79	All Long Bed & Cab Plus w/Staked-In U-Joints	B	1 2 3	N/A	
	All w/ 2 Joint Shaft Exc. w/Staked-In U-Joints	A	1 2	5-1507QG	
78-72	All w/ 2 Joint Shaft w/Staked-In U-Joints	A	1 2	N/A	
	All w/ 3 Joint Shaft Exc. w/Staked-In U-Joints	B	1 2 3	5-1507QG	
	All w/ 3 Joint Shaft w/Staked-In U-Joints	B	1 2 3	N/A	
78-72	All w/ 2 Joint Shaft	A	1 2	5-1507QG	
78-72	All w/ 3 Joint Shaft	B	1 2 3	5-1507QG	
Mercury					
Mountaineer					
05-97	All	A	1 2	5-213QG*	3

1. See Appendix A for U-Joint Kits Greaseable thru the Bearing Cup
 2. See Appendix B-C for U-Bolts and Straps

3. See Appendix D-E for CV Centering Yokes & Ball Seat Repair Kits
 4. Staked in place type U-Joints found on some models are non-replaceable

* Also available in Ultra Seal - See Page #5

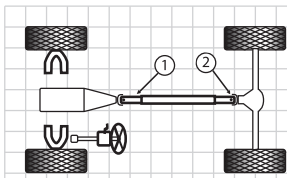


Figure A

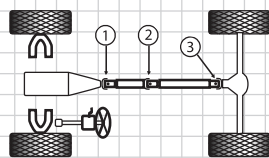


Figure B

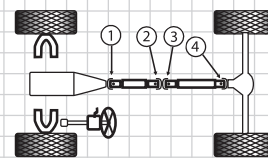


Figure C

Passenger Cars

Model & Year	Make	Figure	Position	Part No.	Notes
Nissan					
Armada					
06-04	All	A	1	5-178QG*	
Frontier					
06-05	All 4 Cyl w/3Joint Shaft	B	1 2 3	5-153QG*	
	All 6 Cyl w/3Joint Shaft	B	1 2 3	5-213QG*	
04-02	All w/2 Joint Shaft	A	1 2	5-153QG*	
	All w/3 Joint Shaft	B	1 2 3	5-153QG*	
Pathfinder (exc. Armada)					
06-05	All	A	1	5-213QG*	
03-89	All	B	1	5-1505QG	
Pick Up (exc. Titan)					
97-87	All V-6 w/ Outside Lockup w/ 2 Joint Shaft	A	1 2	5-153QG*	1 2 3
	All V-6 w/ Outside Lockup w/ 3 Joint Shaft	B	1 2 3	5-153QG*	1 2 3
97-86	All w/4Cyl w/Inside Lockup w/ 2 Joint Shaft	A	1 2	5-1505QG	
	All w/4Cyl w/Inside Lockup w/ 3 Joint Shaft	B	1 2 3	5-1505QG	
89-86	All w/Staked-In U-Joints w/2 Joint Shaft	A	1 2	N/A	
	All w/Staked-In U-Joints w/3 Joint Shaft	B	1 2 3	N/A	
85-69	All Standard Bed w/ 2 Joint Shaft	A	1 2	5-1501QG	
	All Standard Bed w/ 3 Joint Shaft	B	1 2 3	5-1501QG	
Titan					
06-04	All	B	1 2	5-178QG*	
Oldsmobile					
Bravada					
04-02	All	A	1 2	5-3147QG*	
Plymouth					
Trailduster					
	All w/1.126" Bearing Cups	A	1 2	5-1309QG	

Two-Wheel Drive Trucks

Four-Wheel Drive Trucks

Appendix

1. See Appendix A for U-Joint Kits Greaseable thru the Bearing Cup
 2. See Appendix B-C for U-Bolts and Straps

3. See Appendix D-E for CV Centering Yokes & Ball Seat Repair Kits

4. Staked in place type U-Joints found on some models are non-replaceable

* Also available in Ultra Seal - See Page #5



Passenger Cars

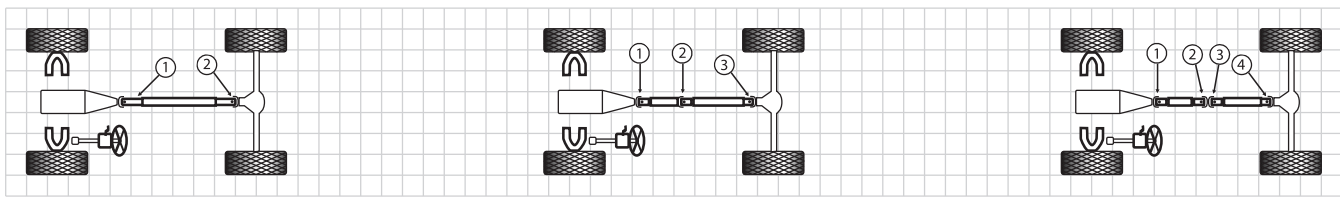


Figure A

Figure B

Figure C

Two-Wheel Drive Trucks

Four-Wheel Drive Trucks

Appendix

Model & Year	Make	Figure	Position	Part No.	Notes
Toyota					
4Runner					
06-05	All	A	1 2	5-1510QG	
04-90	All	A	1 2	5-1510QG	
Pick Up (Exc. Tacoma, Tundra & T100)					
95-92	All w/ 2 Joint Shaft w/ Inside Lockup	A	1 2	5-1510QG	
	All w/ 2 Joint Shaft w/ Outside Lockup	A	1 2	5-153QG*	1 2 3
95-89	All w/ 3 Joint Shaft	B	1 2 3	5-1510QG	
91-89	All w/ 2 Joint Shaft	A	1 2	5-1510QG	
88-84	All w/4 Cyl. w/4 Spd MT w/ 2 Joint Shaft	A	1 2	5-1508QG	
	All 4 Cyl. w/ 5 Spd MT or AT w/ 2 Joint Shaft	A	1 2	5-1510QG	
	All w/V6 w/2 Joint Shaft	A	1 2	5-1510QG	
	All w/4 Cyl. w/ 4 Spd MT w/ 3 Joint Shaft	B	1 2 3	5-1508QG	
	All w/4 Cyl. w/ 4 Spd MT or AT w/ 3 Joint Shaft	B	1 2 3	5-1508QG	
	All w/V6 w/3 Joint Shaft	B	1 2 3	5-1508QG	
83-79	All w/2 Joint Shaft	A	1 2	5-1510QG	
	All w/3 Joint Shaft	B	1 2 3	5-1510QG	
Previa					
94-91	All w/ AT Exc. Supercharge Engine & Staked-In U-Joints	A	1 2	5-1510QG	
	All w/Staked-In U-Joints	A	1 2	N/A	
Sequoia					
05	All	A	1 2	5-1510QG	
04-02	All	A	1 2	5-153QG*	
Sienna					
04-02	All	A	1 2	5-153QG*	
T100					
98-93	All w/ Inside Lockup	B	1 2 3	5-1510QG	
	All w/ Outside Lockup	B	1 2 3	5-153QG*	1 2 3

1. See Appendix A for U-Joint Kits Greaseable thru the Bearing Cup
 2. See Appendix B-C for U-Bolts and Straps

3. See Appendix D-E for CV Centering Yokes & Ball Seat Repair Kits
 4. Staked in place type U-Joints found on some models are non-replaceable

* Also available in Ultra Seal - See Page #5

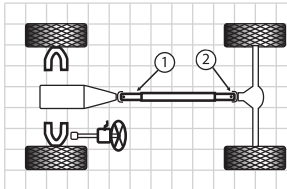


Figure A

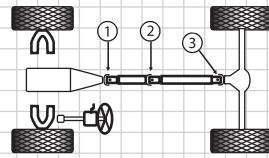


Figure B

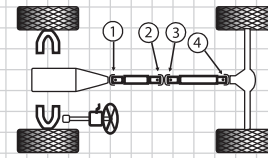


Figure C

Passenger Cars

Model & Year	Make	Figure	Position	Part No.	Notes
Toyota (continued)					
Tacoma					
06-05	All w/2 Joint Shaft	A	1 2	5-213QG*	
	All w/3 Joint Shaft	B	1 2 3	5-213QG*	
04-95	All w/2 Joint Shaft w/Inside Lockup	A	1 2	5-1510QG	
	All w/2 Joint Shaft w/Outside Lockup	A	1 2	5-153QG*	
	All w/3 Joint Shaft	B	1 2 3	5-1510QG	
04-02	All w/4 Joint Shaft	C	1 4	5-1510QG	
02-95	All Regular Cab w/ Inside Lockup	A	1 2	5-1510QG	
	All Regular Cab w/ Outside Lockup	A	1 2	5-153QG*	1 2 3
	All Extra Cab	B	1 2 3	5-1510QG	
Tundra					
06-05	All	B	1 2 3	5-213QG*	
04-00	All	B	1 2 3	5-153QG*	
02-00	All w/ Outside Lockup	B	1 2 3	5-153QG*	1 2 3
Van					
85-84	All	A	1 2	5-1502QG	
89-86	All w/Staked-In U-Joints	A	1 2	N/A	

Two-Wheel Drive Trucks

Four-Wheel Drive Trucks

Appendix

1. See Appendix A for U-Joint Kits Greaseable thru the Bearing Cup
 2. See Appendix B-C for U-Bolts and Straps

3. See Appendix D-E for CV Centering Yokes & Ball Seat Repair Kits

4. Staked in place type U-Joints found on some models are non-replaceable

* Also available in Ultra Seal - See Page #5



Passenger Cars

Two-Wheel Drive Trucks

Four-Wheel Drive Trucks

Appendix

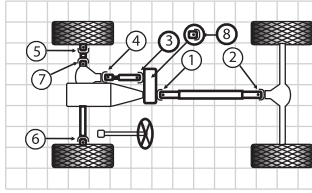


Figure J

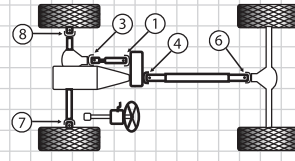


Figure L

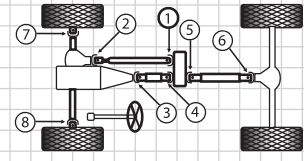


Figure Q

Notes

Series of horizontal lines for taking notes.

1. See Appendix A for U-Joint Kits Greaseable thru the Bearing Cup
2. See Appendix B-C for U-Bolts and Straps

3. See Appendix D-E for CV Centering Yokes & Ball Seat Repair Kits
4. Staked in place type U-Joints found on some models are non-replaceable

* Also available in Ultra Seal - See Page #5

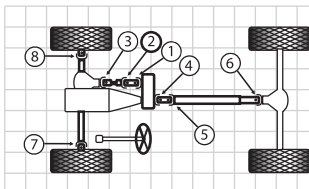


Figure T

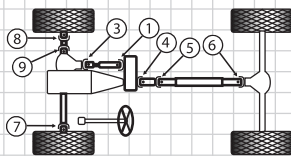


Figure U

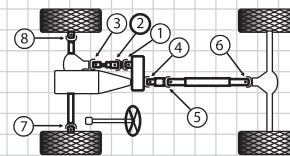


Figure V

Passenger Cars

Two-Wheel Drive Trucks

Four-Wheel Drive Trucks

Appendix

Model & Year	Make	Figure	Position	Part No.	Notes
Acura					
SLX					
97-96	All Front Shaft	L	1 3	5-1515QG	
	All Rear Shaft	L	4 5 6	5-1515QG	
Buick					
Rainier					
06-04	All Rear Shaft	L	4 6	5-3147QG*	
Cadillac					
Escalade					
06-99	All Front Shaft	L	1 3	5-3147QG*	2
	All Rear Shaft	L	4 6	5-3147QG*	2
Chevrolet					
Astro Van					
05-04	All Rear Shaft	L	4 6	5-3147QG*	2
05-90	All Front Shaft	L	1 2	5-350QG	
03-90	All Rear Shaft	L	4	5-3147QG*	
		L	6	5-178QG*	2
Avalanche 1500					
06-02	All Front Shaft	L	1 3	5-3147QG*	2
	All Rear Shaft	L	4 6	5-3147QG*	2
Avalanche 2500 - 3/4 Ton Pick Up					
06-02	All Front Shaft	L	1 3	5-3147QG*	2
	All Rear Shaft	L	4 6	5-160QG*	2
Blazer (Full Size)/Tahoe					
06-00	All Front Shaft	L	1 3	5-3147QG*	2
	All Rear Shaft	L	4 6	5-3147QG*	2
99-92	All Full Size Front Shaft Exc. Turbo Diesel	L	1 3	5-3147QG*	2
	All Full Size Front Shaft w/ Turbo Diesel	L	1	5-213QG*	3
		L	3	5-212QG	
	All Full Size Rear Shaft	L	4 6	5-3147QG*	2

1. See Appendix A for U-Joint Kits Greaseable thru the Bearing Cup
 2. See Appendix B-C for U-Bolts and Straps

3. See Appendix D-E for CV Centering Yokes & Ball Seat Repair Kits

4. Staked in place type U-Joints found on some models are non-replaceable

* Also available in Ultra Seal - See Page #5



Passenger Cars

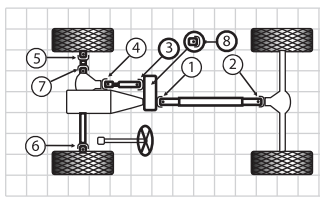


Figure J

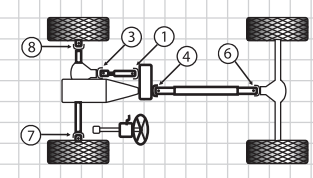


Figure L

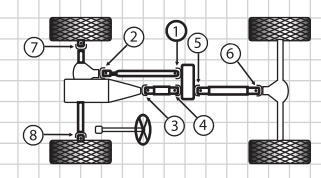


Figure Q

Two-Wheel Drive Trucks

Four-Wheel Drive Trucks

Appendix

Model & Year	Make	Figure	Position	Part No.	Notes
Chevrolet (continued)					
Blazer (Full Size)/Tahoe					
91-82	All Full Size Front Shaft	T	1 2	5-3147QG*	2
		T	3	5-153QG*	1 2 3
	All Full Size Rear Shaft Exc. 4 Spd MT	T	4 6	5-3147QG*	2
	All Full Size Rear Shaft w/ 4 Spd MT	T	4 6	5-178QG*	2
	All Full Size Wheel Joints	T	4 6	5-178QG*	2
81-79	All Full Size Front Shaft	T	1 2	5-3147QG*	2
		T	3	5-153QG*	1 2 3
	All Full Size Rear Shaft	T	4 6	5-153QG*	1 2 3
78-72	All Full Size Wheel Joints	T	7 8	5-297QG	1
	All Full Size Front Shaft w/ Inside Lockup	T	1 2	5-3147QG*	2
	All Full Size Front Shaft w/ Outside Lockup	T	1 2	5-153QG*	1 2 3
	All Full Size Front Shaft	T	3	5-153QG*	1 2 3
	All Full Size Rear Shaft	T	4 6	5-153QG*	1 2 3
	All Full Size Wheel Joints	T	7 8	5-297QG	1
	71-69	All Front Shaft	T	1 2	5-433QG
		T	3	5-153QG*	1 2 3
All Rear Shaft		T	4 6	5-153QG*	1 2 3
	All Full Size Wheel Joints	T	7 8	5-260QG	
Colorado					
06-04	All front Shaft	L	3	5-153QG*	2
	All Rear Shaft	L	4	5-213QG*	
		L	6	5-212QG	2
Express 1500 - 1/2 Ton Van					
06	All Front Shaft	L	1 3	5-3147QG*	2
	All Rear Shaft	L	4 6	5-3147QG*	2
05-03	All Front Shaft	L	1 3	5-3147QG*	2
	All Rear Shaft	L	4 6	5-178QG*	2
Express 2500 - 3/4 Ton Van					
06-03	All Front Shaft	L	1 3	5-3147QG*	2
	All Rear Shaft	L	4 6	5-3147QG*	2

1. See Appendix A for U-Joint Kits Greaseable thru the Bearing Cup
 2. See Appendix B-C for U-Bolts and Straps

3. See Appendix D-E for CV Centering Yokes & Ball Seat Repair Kits
 4. Staked in place type U-Joints found on some models are non-replaceable
 * Also available in Ultra Seal - See Page #5

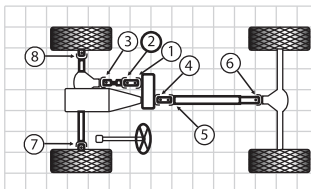


Figure T

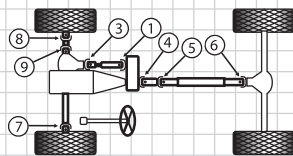


Figure U

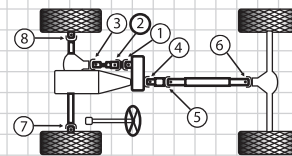


Figure V

Passenger Cars

Two-Wheel Drive Trucks

Four-Wheel Drive Trucks

Appendix

Model & Year	Make	Figure	Position	Part No.	Notes
Chevrolet (continued)					
K10 and K1500 Series 1/2 Ton Pick Up and Suburban					
99-94	Suburban Front Shaft w/ Turbo Diesel	L	1	5-213QG*	3
		L	3	5-212QG	
	Suburban Front Shaft Exc. Turbo Diesel	L	1 3	5-3147QG*	2
	Suburban Rear Shaft w/ MT	L	4 6	5-178QG*	2
99-92	Suburban Rear Shaft w/ AT	L	4 6	5-3147QG*	2
	Pick Up Exc. Turbo Diesel - Front Shaft	U	1 3	5-3147QG*	2
	Pick Up w/ Turbo Diesel - Front Shaft	U	1	5-213QG*	3
		U	3	5-212QG	
	Pick Up - Regular Cab - Rear Shaft Exc. MW3 and MT8 H.D. 5 Spd MT w/ Inside Lockup	U	4 6	5-3147QG*	2
	Pick Up - Regular Cab - Rear Shaft w/ MW3 and MT8 H.D. 5 Spd MT w/ Outside Lockup	U	4 6	5-178QG*	2
	Pick Up - Extended Cab - w/3 Joint Shaft	U	4 5	5-213QG*	2
	Exc. H.D. Chassis or MT8 5 Spd MT	U	6	5-212QG	
	Pick Up - Extended Cab - w/3 Joint R. Shaft w/ H.D. Chassis or MT8 5 Spd MT	U	4 5 6	5-178QG*	2
	Pick Up - Extended Cab - w/2 Joint Shaft Exc. H.D. Chassis and MT8 5 Spd MT	U	4 6	5-213QG*	3
93-92	Pick Up - Extended Cab - w/ 2 Joint Shaft w/ H.D. Chassis or MT8 5 Spd MT	U	4 6	5-178QG*	2
	Suburban Front Shaft	L	1 3	5-3147QG*	2
91-88	Suburban Rear Shaft	L	4 6	5-3147QG*	2
	Pick Up Front Shaft w/ AT	U	1 3	5-3147QG*	2
	Pick Up Front Shaft w/ MT	U	1	5-213QG*	3
91-88		U	3	5-212QG	
	Pick Up Rear Shaft Extended Cab Exc. 4 Spd (M20) MT	U	4 5	5-213QG*	3
		U	6	5-212QG	
	Pick Up Rear Shaft Extended Cab w/ 4 Spd (M20) MT	U	4 5 6	5-178QG*	2
	Pick Up Rear Shaft Regular Cab Exc. 4 Spd (M20) MT	U	4 6	5-3147QG*	2
	Pick Up Rear Shaft Regular Cab w/ 4 Spd (M20) MT	U	4 6	5-178QG*	2
	Suburban Front Shaft	U	1 2	5-3147QG*	2
		U	3	5-153QG*	1 2 3
	Suburban Rear Shaft Exc. 4 Spd MT	V	4 6	5-3147QG*	2

1. See Appendix A for U-Joint Kits Greaseable thru the Bearing Cup
 2. See Appendix B-C for U-Bolts and Straps

3. See Appendix D-E for CV Centering Yokes & Ball Seat Repair Kits
 4. Staked in place type U-Joints found on some models are non-replaceable

* Also available in Ultra Seal - See Page #5



Passenger Cars

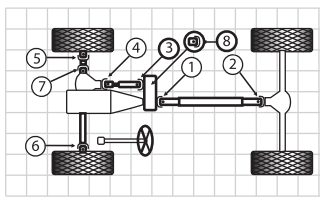


Figure J

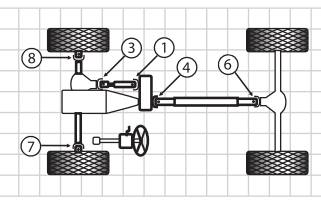


Figure L

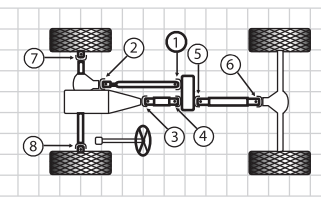


Figure Q

Two-Wheel Drive Trucks

Four-Wheel Drive Trucks

Appendix

Model & Year	Make	Figure	Position	Part No.	Notes
Chevrolet (continued)					
K10 and K1500 Series 1/2 Ton Pick Up and Suburban (continued)					
91-88	Suburban Rear Shaft w/ 4 Spd MT	V	46	5-178QG*	2
	Suburban Wheel Joints	V	78	5-297QG	1
87-82	All Front Shaft	V	12	5-3147QG*	2
		V	3	5-153QG*	2 3
	All Rear Shaft w/ Inside Lockup	V	46	5-3147QG*	2
	All Rear Shaft w/ Outside Lockup	V	46	5-178QG*	2
81-79	All Wheel Joints	V	78	5-297QG	1
	All Front Shaft	V	12	5-3147QG*	2
		V	3	5-153QG*	1 2 3
	All Rear Shaft	V	46	5-153QG*	1 2 3
78	All Wheel Joints	V	78	5-297QG	1
	All Front Shaft w/ Outside Lockup	V	12	5-153QG*	1 2 3
	All Front Shaft w/ Inside Lockup	V	12	5-3147QG*	2
	All Rear Shaft	V	46	5-153QG*	1 2 3
77-67	All Wheel Joints	V	78	5-297QG	1
	All Front Shaft	V	12	5-433QG	1
		V	3	5-153QG*	1 2 3
	All Rear Shaft	V	46	5-153QG*	1 2 3
66-60	All Wheel Joints '71-'67 Models	V	78	5-260QG	
	All Wheel Joints '77-'72 Models	V	78	5-297QG	1
	All Front Shaft	Q	12	5-153QG*	1 2 3
	All Intermediate Shaft	Q	3	5-178QG*	2
	w/ H.D. 3 Spd or 4 Spd MT All Intermediate Shaft	Q	4	5-153QG*	1 2 3
	All Intermediate Shaft w/ Std. 3 Spd MT	Q	34	5-153QG*	1 2 3
	All Rear Shaft	Q	56	5-153QG*	1 2 3
	All Wheel Joints w/ Inside Lockup	Q	78	5-260QG	
	All Wheel Joints w/ Outside Lockup	Q	78	5-178QG*	2
K20 and K2500 Series 3/4 Ton Pick Up and Suburban					
00-92	All w/ Turbo Diesel Front Shaft	U	1	5-213QG*	3
		U	3	5-212QG	
	All Exc. Turbo Diesel	U	1 3	5-3147QG*	2

1. See Appendix A for U-Joint Kits Greaseable thru the Bearing Cup
 2. See Appendix B-C for U-Bolts and Straps

3. See Appendix D-E for CV Centering Yokes & Ball Seat Repair Kits
 4. Staked in place type U-Joints found on some models are non-replaceable
 * Also available in Ultra Seal - See Page #5

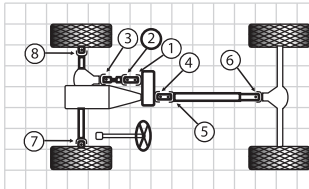


Figure T

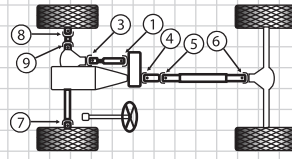


Figure U

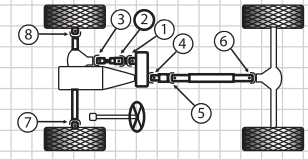


Figure V

Passenger Cars

Model & Year	Make	Figure	Position	Part No.	Notes
Chevrolet (continued)					
K20 and K2500 Series 3/4 Ton Pick Up and Suburban (continued)					
00-92	All w/ 2 Joint Rear Shaft	U	4 6	5-178QG*	2
	All w/ 3 Joint Rear Shaft	U	4 5 6	5-178QG*	2
	All Suburban Rear Shaft	U	4 6	5-178QG*	2
91-88	Pick Up Front Shaft w/ MT	L	1	5-213QG*	3
		L	3	5-212QG	
	Pick Up Front Shaft w/ AT	L	1 3	5-3147QG*	2
	Pick Up Rear Shaft w/ 2 Joints	L	4 6	5-178QG*	2
	Pick Up Rear Shaft w/ 3 Joints	L	4 5 6	5-178QG*	2
	Suburban Front Shaft	V	1 2	5-3147QG*	2
		V	3	5-153QG*	1 2 3
87-82	Suburban Rear Shaft	V	4 6	5-178QG*	2
	Suburban Wheel Joints	V	7 8	5-297QG	1
	All Front Shaft	V	1 2	5-3147QG*	2
		V	3	5-153QG*	1 2 3
81-79	All Rear Shaft	V	4 6	5-178QG*	2
	All Wheel Joints	V	7 8	5-297QG	1
	All Front Shaft	V	1 2	5-3147QG*	2
V		3	5-153QG*	1 2 3	
All Rear Shaft w/ 2 Joints		V	4	5-153QG*	1 2 3
		V	6	5-178QG*	2
78-77	All Wheel Joints	V	7 8	5-297QG	1
	All Rear Shaft w/ 3 Joints	V	4 5 6	5-178QG*	2
	All Front Shaft w/ Inside Lockup	V	1 2	5-3147QG*	2
		V	3	5-153QG*	1 2 3
	All Front Shaft w/ Outside Lockup	V	1 2	5-433QG	1
		V	3	5-153QG*	1 2 3
	76-75	All Rear Shaft w/ 2 Joints	V	4	5-153QG*
		V	6	5-178QG*	2
All Rear Shaft w/ 3 Joints		V	4 5 6	5-178QG*	2
All Wheel Joints		V	7 8	5-297QG	1
All Front Shaft		V	1 2	5-433QG	1
	V	3	5-153QG*	1 2 3	
	V	4 6	5-153QG*	1 2 3	

Two-Wheel Drive Trucks

Four-Wheel Drive Trucks

Appendix

1. See Appendix A for U-Joint Kits Greaseable thru the Bearing Cup
 2. See Appendix B-C for U-Bolts and Straps

3. See Appendix D-E for CV Centering Yokes & Ball Seat Repair Kits

4. Staked in place type U-Joints found on some models are non-replaceable

* Also available in Ultra Seal - See Page #5



Passenger Cars

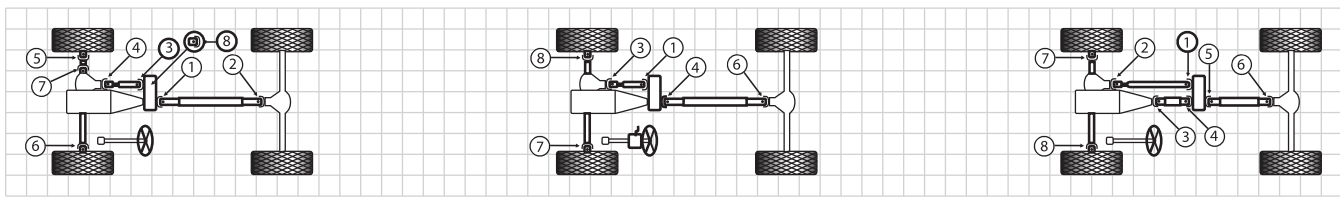


Figure J

Figure L

Figure Q

Two-Wheel Drive Trucks

Four-Wheel Drive Trucks

Model & Year	Make	Figure	Position	Part No.	Notes
Chevrolet (continued)					
K20 and K2500 Series 3/4 Ton Pick Up and Suburban (continued)					
76-75	All Rear Shaft w/ 2 Joints w/ Part Time Transfer Case	V	4 6	5-178QG*	2
	All Rear Shaft w/ 3 Joints w/ Part Time Transfer Case	V	4 5 6	5-178QG*	2
	All Wheel Joints	V	7 8	5-297QG	1
74-70	All Rear Shaft w/ 1.188" Brg. Cup	Q	5 6	5-178QG*	2
	All Front Shaft w/ 1.063" Brg. Cup	Q	1 2	5-153QG*	1 2 3
	All Front Shaft w/ 1.188" Brg. Cup	Q	1 2	5-178QG*	2
	All Intermediate Shaft w/ 1.063" Brg. Cup	Q	3 4	5-153QG*	1 2 3
	All Intermediate Shaft w/ 1.188" Brg.	Q	3 4	5-178QG*	2
	All Rear Shaft w/ 1.063" Brg. Cup	Q	5 6	5-153QG*	1 2 3
	All Wheel Joints '71 - '70 Models	Q	7 8	5-260QG	
	All Wheel Joints '74 - '72 Models	Q	7 8	5-297QG	1
69	All Front Shaft	Q	1 2	5-153QG*	1 2 3
	All Intermediate Shaft	Q	3 4	5-153QG*	1 2 3
	All Rear Shaft	Q	5 6	5-153QG*	1 2 3
	All Wheel Joints w/ Inside Lockup	Q	7 8	5-260QG	
	All Wheel Joints w/ Outside Lockup	Q	7 8	5-178QG*	2
68-61	All Front Shaft	Q	1 2	5-153QG*	1 2 3
	All Intermediate Shaft w/ 3 Speed MT	Q	3 4	5-153QG*	1 2 3
	All Intermediate Shaft w/ 4 Speed MT	Q	3	5-178QG*	2
		Q	4	5-153QG*	1 2 3
	All Rear Shaft	Q	5 6	5-178QG*	2
	All Wheel Joints w/ Outside Lockup	Q	7 8	5-178QG*	2
All Wheel Joints w/ Inside Lockup	Q	7 8	5-260QG		
K30 and K3500 Series 1 Ton Pick Up and Cab Chassis					
99-92	All Front Shaft	L	1 3	5-3147QG*	2
	All w/ 2 Joint Rear Shaft	L	4 6	5-178QG*	2
	All w/ 3 Joint Rear Shaft	U	4 5 6	5-178QG*	2
	All Chassis Cab	U	4 5 6	5-1206QG	
91-88	2 Door Pick Up & Chassis Cab K Series Exc. '88 on 131.5" W.B. w/ Dual Wheels Front Shaft w/ AT	L	1 3	5-3147QG*	2
	2 Door Pick Up & Chassis Cab K Series Exc. '88 on 131.5" W.B. w/ Dual Wheels Front Shaft w/ AT or MT	L	1	5-213QG*	3
		L	3	5-212QG	

1. See Appendix A for U-Joint Kits Greaseable thru the Bearing Cup
2. See Appendix B-C for U-Bolts and Straps

3. See Appendix D-E for CV Centering Yokes & Ball Seat Repair Kits
4. Staked in place type U-Joints found on some models are non-replaceable

* Also available in Ultra Seal - See Page #5

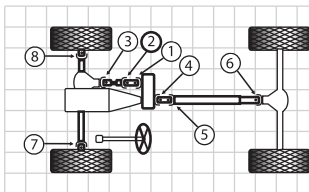


Figure T

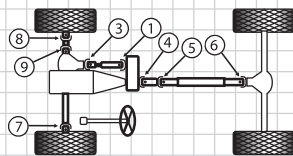


Figure U

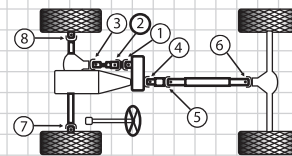


Figure V

Passenger Cars

Two-Wheel Drive Trucks

Four-Wheel Drive Trucks

Appendix

Model & Year	Make	Figure	Position	Part No.	Notes
Chevrolet (continued)					
K30 and K3500 Series 1 Ton Pick Up and Cab Chassis (continued)					
91-88	2 Door Pick Up & Chassis Cab K Series Exc. '88 on 131.5" W.B. w/ Dual Wheels Rear Shaft on 131.5" W.B.	L	4 5	5-178QG*	2
	2 Door Pick Up & Chassis Cab K Series Exc. '88 on 131.5" W.B. w/ Dual Wheels Rear Shaft on 155.5" W.B.	V	4 5 6	5-178QG*	2
	4 Door Pick Up & Chassis Cab V Series Includes '88 2 Doors on 131.5" W.B. Front Shaft	V	1 2	5-3147QG*	2
		V	3	5-153QG*	1 2 3
	4 Door Pick Up & Chassis Cab V Series Includes '88 2 Doors on 131.5" W.B. Rear Shaft	V	4 5	5-178QG*	2
	4 Door Pick Up & Chassis Cab V Series Includes '88 2 Doors on 131.5" W.B. and w/ 135.5", 159.5" or 164.5" W.B. Rear Shaft	V	4 5 6	5-178QG*	2
	4 Door Pick Up & Chassis Cab V Series Includes '88 2 Doors on 131.5" W.B. Wheel Joints	V	7 8	5-332QG	
87-79	All Front Shaft	V	1 2	5-153QG*	1 2 3
	All Front Shaft	V	3	5-178QG*	2
	All Rear Shaft w/ AT	V	4	5-153QG*	1 2 3
		V	5 6	5-178QG*	2
	All Rear Shaft w/ MT	V	4 5 6	5-178QG*	2
	All Wheel Joints	V	7 8	5-332QG	
78-77	All Front Shaft	L	1 3	5-153QG*	1 2 3
	All Rear Shaft	L	4 5 6	5-178QG*	2
	All Wheel Joints	V	7 8	5-332QG	
LUV					
83-79	All w/ Long Bed	V	1 3	5-1515QG	
		V	4 5 6	5-111QG	
	All w/ Short Bed	L	1 3	5-1515QG	
		L	4 6	5-111QG	
S10 Blazer and Pick Up					
05-02	All front Shaft	L	3	5-350QG	
	All Blazer Rear Shaft Exc. ZR2 Sport Option	L	4 6	5-3147QG*	2
	All Blazer Rear Shaft w/ZR2 Sport Option	L	4 6	5-178QG*	2
04-02	All Pickup Rear Shaft	L	4 6	5-3147QG*	2
01-95	All Front Shaft	L	3	5-350QG	

1. See Appendix A for U-Joint Kits Greaseable thru the Bearing Cup
 2. See Appendix B-C for U-Bolts and Straps

3. See Appendix D-E for CV Centering Yokes & Ball Seat Repair Kits
 4. Staked in place type U-Joints found on some models are non-replaceable

* Also available in Ultra Seal - See Page #5



Passenger Cars

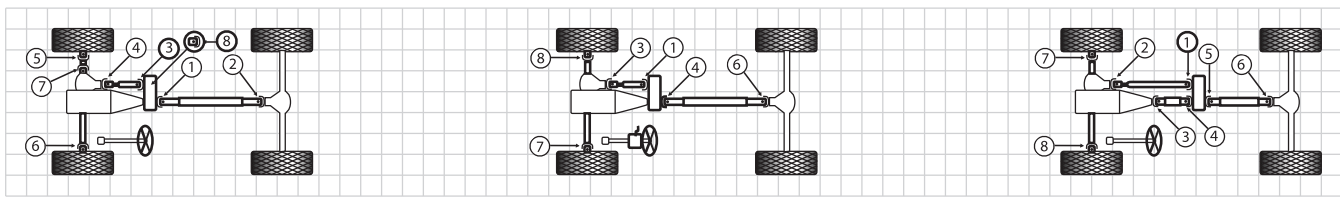


Figure J

Figure L

Figure Q

Two-Wheel Drive Trucks

Four-Wheel Drive Trucks

Appendix

Model & Year	Make	Figure	Position	Part No.	Notes
Chevrolet (continued)					
S10 Blazer and Pick Up (continued)					
01-95	All Blazer Rear Shaft Exc. Sport Option	L	4 6	5-3147QG*	2
	All Regular Cab	L	4 6	5-3147QG*	2
	All Regular Cab w/ Sport Option	L	4 6	5-178QG*	2
94-88	All Extended Cab	U	4 5 6	5-3147QG*	2
	All Front Shaft w/ Screw On Slip Yoke Seal	L	1 3	N/A	
	All Front Shaft w/ Press On Slip Yoke Seal	L	1 3	5-153QG*	1 2 3
87-83	All Reg. Cab w/ 2 Joint Rear Shaft	L	4 6	5-3147QG*	2
	All Ext. cab w/ 3 Joint Rear Shaft	U	4 5 6	5-3147QG*	2
	All Front Shaft	L	1 3	N/A	
	All Blazer and Short Bed Rear Shaft	L	4 6	5-3147QG*	2
	All Long Bed and Maxicab Rear Shaft	U	4 5 6	5-3147QG*	2
Silverado 1500 - 1/2 Ton Pick Up and Suburban					
06	All front Shaft	L	1 3	5-3147QG*	2
	All w/119" and 133" Wheelbase w/ 2 Joint Rear Shaft	L	4 6	5-3147QG*	2
	All w/143.5" Wheelbase w/ 2 Joint Rear Shaft	L	4 6	5-178QG*	2
	All w/157.5" Wheelbase w/ 3 Joint Rear Shaft	U	4 5 6	5-178QG*	2
05	All front Shaft	L	1 3	5-3147QG*	2
	All w/119" and 133" Wheelbase w/2 Joint Rear Shaft	L	4 6	5-3147QG*	2
	All w/143.5" and 157.5" Wheelbase Exc. 4 Wheel Steering w/2 Joint Rear Shaft	L	4 6	5-213QG*	2
05	All w/143.5" Wheelbase w/4 Wheel Steering w/2 Joint Rear Shaft	L	4 6	5-178QG*	2
	All w/153" and 157.5" Wheelbase w/3 Joint Rear Shaft	U	4 5 6	5-178QG*	2
04-02	All Front Shaft	L	1 3	5-3147QG*	2
	All w/119" and 133" Wheelbase w/2 Joint Rear Shaft	L	4 6	5-3147QG*	2
	All w/157.5" and 143.5" Wheelbase Exc. Crew Cab and Exc. 4 Wheel Steering w/3 Joint Rear Shaft	U	4 5	5-213QG*	
		U	6	5-212QG	2
	All w/143.5" Wheelbase w/Crew Cab w/3 Joint Rear Shaft	U	4 5 6	5-178QG*	2
01-99	All w/143.5" Wheelbase w/4 Wheel Steering w/3 Joint Rear Shaft	U	4 5 6	5-178QG*	2
	Pick Up (Regular Cab) Front Shaft w/ Inside Lockup	U	1 3	5-3147QG*	2

1. See Appendix A for U-Joint Kits Greaseable thru the Bearing Cup
 2. See Appendix B-C for U-Bolts and Straps
 3. See Appendix D-E for CV Centering Yokes & Ball Seat Repair Kits
 4. Staked in place type U-Joints found on some models are non-replaceable
 * Also available in Ultra Seal - See Page #5

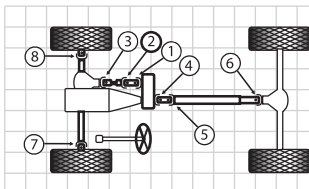


Figure T

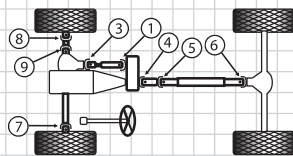


Figure U

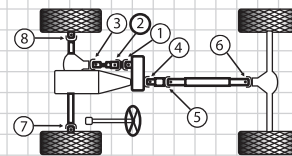


Figure V

Passenger Cars

Model & Year	Make	Figure	Position	Part No.	Notes
Chevrolet (continued)					
Silverado 1500 - 1/2 Ton Pick Up and Suburban (continued)					
01-99	Pick Up (Regular Cab) Front Shaft w/ Outside Lockup	L	1	5-213QG*	3
		L	3	5-212QG	
	Pick Up (Regular Cab) w/ 2 Joint Rear Shaft	L	4 6	5-3147QG*	2
	Pick Up (Extended Cab) Front Shaft w/ Inside Lockup	L	1 3	5-3147QG*	2
	Pick Up (Extended Cab) Front Shaft w/ Outside Lockup	L	1	5-213QG*	3
		L	3	5-212QG	
	Pick Up (Extended Cab Short Bed) w/ Aluminium Driveshaft	L	4	5-213QG*	3
		L	6	5-212QG	
	Pick Up (Extended Cab Long Bed) w/ Steel Driveshaft	L	4	5-213QG*	3
		L	6	5-212QG	
	Pick Up (Extended Cab Long Bed) w/ Steel Driveshaft	U	4 5	5-213QG*	3
		U	6	5-213QG*	3
	Suburban Front Shaft	L	1 3	5-3147QG*	2
	Suburban Rear Shaft w/ Inside Lockup	L	4 6	5-3147QG*	2
	Suburban Rear Shaft w/ Outside Lockup	L	4 6	5-178QG*	2
Silverado 1500 HD 1/2 Ton Pick Up					
06-05	All Front Shaft	L	1 3	5-3147QG*	2
		U	4 5 6	5-178QG*	2
03-02	All Front Shaft	L	1 3	5-3147QG*	2
		U	4 5 6	5-178QG*	2
01	All Front Shaft	L	1 3	5-3147QG*	2
	All Rear Shaft w/ 2 Joint Shaft	L	4 6	5-178QG*	2
	All Rear Shaft w/ 3 Joint Shaft	U	4 5 6	5-178QG*	2
Silverado 2500 - 3/4 Ton Pick Up					
04-02	All Front Shaft	L	1 3	5-3147QG*	2
	All Exc. 133" Wheelbase w/ 2 Joint Rear Shaft	L	4 6	5-160QG*	2
	All w/ 133" Wheelbase w/ 2 Joint Rear Shaft	L	4 6	5-160QG*	2
01-99	All Front Shaft	L	1 3	5-3147QG*	2
	All w/ 2 Joint Rear Shaft	L	4 6	5-178QG*	2
	All w/ 3 Joint Rear Shaft	U	4 5 6	5-178QG*	2
Silverado 2500 HD - 3/4 Ton Pick Up					
06-05	All Front Shaft	L	1 3	5-3147QG*	2

Two-Wheel Drive Trucks

Four-Wheel Drive Trucks

Appendix

1. See Appendix A for U-Joint Kits Greaseable thru the Bearing Cup
2. See Appendix B-C for U-Bolts and Straps

3. See Appendix D-E for CV Centering Yokes & Ball Seat Repair Kits

4. Staked in place type U-Joints found on some models are non-replaceable

* Also available in Ultra Seal - See Page #5



Passenger Cars

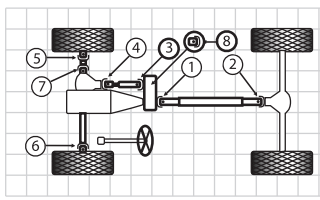


Figure J

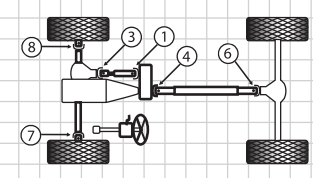


Figure L

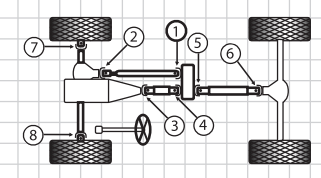


Figure Q

Two-Wheel Drive Trucks

Four-Wheel Drive Trucks

Appendix

Model & Year	Make	Figure	Position	Part No.	Notes
Chevrolet (continued)					
Silverado 2500 HD - 3/4 Ton Pick Up (continued)					
06-05	All w/ 2 Joint Rear Shaft Exc. 133" Wheelbase	L	4 6	5-160QG*	2
	All w/ 2 Joint Rear Shaft w/ 133" Wheelbase - Exc. w/6.6 or 8.1 Liter Engine	L	4 6	5-160QG*	2
	All w/ 2 Joint Rear Shaft w/ 133" Wheelbase - w/6.6 or 8.1 Liter Engine	L	4 6	5-188QG*	2
	All w/ 3 Joint Rear Shaft w/ Auto Trans.	U	4 5 6	5-160QG*	2
	All w/ 3 Joint Rear Shaft w/ Manual Trans.	U	4 5 6	5-188QG*	2
04-02	All Front Shaft	L	1 3	5-3147QG*	2
	All w/ 2 Joint Rear Shaft Exc. 133" Wheelbase and Exc. 143.5" Wheelbase w/ Auto Trans.	L	4 6	5-160QG*	2
	All w/ 2 Joint Rear Shaft w/ 133" Wheelbase	L	4 6	5-160QG*	2
04-02	All w/ 2 Joint Rear Shaft w/ 143.5" Wheelbase w/ Auto Trans.	L	4 6	5-178QG*	2
	All w/ 3 Joint Rear Shaft	U	4 5 6	5-160QG*	2
01	All Front Shaft	L	1 3	5-3147QG*	2
	All Rear Shaft w/ 2 Joint Shaft	L	4 6	5-1206QG	
	All Rear Shaft w/ 3 Joint Shaft	U	4 5 6	5-1206QG	
Silverado 3500 - 1 Ton Pick Up and Cab Chassis					
06-05	All Front Shaft	L	1 3	5-3147QG*	2
	All w/ 2 Joint Rear Shaft Exc. 133" Wheelbase	L	4 6	5-160QG*	2
	All w/ 2 Joint Rear Shaft w/ 133" Wheelbase Exc. w/6.6 or 8.1 Liter Engine	L	4 6	5-160QG*	2
	All w/ 2 Joint Rear Shaft w/ 133" Wheelbase w/ 6.6 or 8.1 Liter Engine	L	4 6	5-188QG*	2
	All w/ 3 Joint Rear Shaft w/ Auto Trans.	U	4 5 6	5-160QG*	2
	All w/ 3 Joint Rear Shaft w/ Manual Trans.	U	4 5 6	5-188QG*	2
04-02	All Front Shaft	L	1 3	5-3147QG*	2
	All w/ 2 Joint Rear Shaft Exc. 133" Wheelbase w/ Allison Trans. or 137" Wheelbase	L	4 6	5-160QG*	2
	All w/ 2 Joint Rear Shaft w/ 133" Wheelbase w/ Allison Trans.	L	4 6	5-188QG*	2
	All w/ 2 Joint Rear Shaft w/ 137" Wheelbase	L	4 6	5-160QG*	2
	All w/ 3 Joint Rear Shaft	U	4 5 6	5-160QG*	2
01-99	All Front Shaft	L	1 3	5-3147QG*	2
	All w/ 2 Joint Rear Shaft	L	4 6	5-178QG*	2

1. See Appendix A for U-Joint Kits Greaseable thru the Bearing Cup
 2. See Appendix B-C for U-Bolts and Straps

3. See Appendix D-E for CV Centering Yokes & Ball Seat Repair Kits
 4. Staked in place type U-Joints found on some models are non-replaceable

* Also available in Ultra Seal - See Page #5

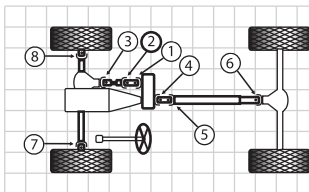


Figure T

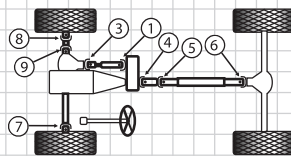


Figure U

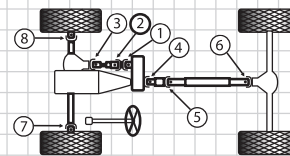


Figure V

Passenger Cars

Two-Wheel Drive Trucks

Four-Wheel Drive Trucks

Appendix

Model & Year	Make	Figure	Position	Part No.	Notes
Chevrolet (continued)					
Silverado 3500 - 1 Ton Pick Up and Cab Chassis (continued)					
01-99	All w/ 3 Joint Rear Shaft	U	4 5 6	5-178QG*	2
	All Chassis Cab	L	4 6	5-1206QG	
Silverado SS - 1/2 Ton Pick Up					
05-03	All Front Shaft	L	1 3	5-3147QG*	2
	All Rear Shaft	L	4	5-213QG*	
		L	6	5-212QG	2
Suburban 1500 - 1/2 Ton					
06-05	All Front Shaft	L	1 3	5-3147QG*	2
	All Rear Shaft	L	4 6	5-3147QG*	2
Suburban 2500 - 3/4 Ton					
06-00	All Front Shaft	L	1 3	5-3147QG*	2
	All Rear Shaft Exc. 8.1 Liter Engine	L	4 6	5-178QG*	2
	All Rear Shaft w/8.1 Liter Engine	L	4 6	5-160QG*	2
Tracker					
04-98	All Front Shaft	L	1 3	5-1503QG	
	All Rear Shaft	L	4 6	5-1503QG	
TrailBlazer					
06-02	All Front Shaft	L	3	5-350QG	
	All Rear Shaft	L	4 6	5-3147QG*	2
Dodge					
Colt Vista 4x4					
90-85	All Rear Shaft	U	4 5 6	5-1503QG	
Dakota					
06-02	All Front Shaft	L	3	5-153QG*	2
	All Rear Shaft	L	4 6	5-213QG*	2
01-00	All Front Shaft	V	1 2 3	5-153QG*	1 2 3
	All Rear Shaft	V	4 6	5-213QG*	3
99-91	All Front Shaft	V	1 2	5-433QG	1
		V	3	5-353QG	
	All Rear Shaft (Steel) w/ 1.078" Brg. Cup	V	4 6	5-1306QG	1 2

1. See Appendix A for U-Joint Kits Greaseable thru the Bearing Cup
 2. See Appendix B-C for U-Bolts and Straps

3. See Appendix D-E for CV Centering Yokes & Ball Seat Repair Kits

4. Staked in place type U-Joints found on some models are non-replaceable

* Also available in Ultra Seal - See Page #5



Passenger Cars

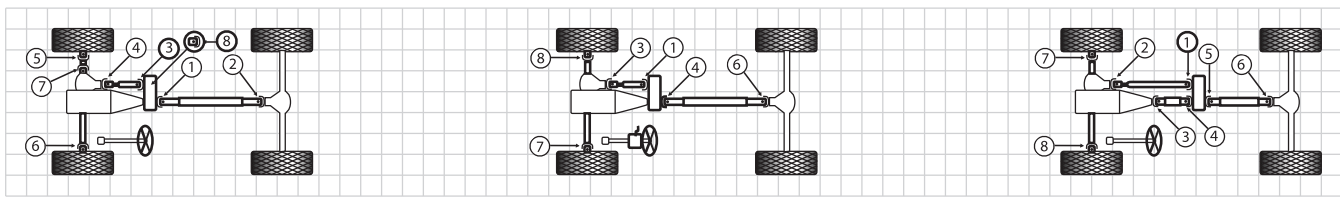


Figure J

Figure L

Figure Q

Two-Wheel Drive Trucks

Four-Wheel Drive Trucks

Appendix

Model & Year	Make	Figure	Position	Part No.	Notes
Dodge (continued)					
Dakota (continued)					
99-91	All Rear Shaft (Steel) w/ 1.126" Brg. Cup	V	4 6	5-1309QG	2
93-91	All Rear Shaft (Aluminum) 91-93 Models w/1.078" and 1.063" Bearing Cups	L	4 6	5-599QG	
92-96	Models w/ 1.126" & 1.063" Brg. Cup	V	4 6	5-355QG	
90-87	All Front Shaft	V	1 2	5-433QG	1
		V	3	5-353QG	
	All Rear Shaft	V	4 6	5-1306QG	1 2
Durango					
06-04	All Front Shaft	L	3	5-153QG*	2
	All Rear Shaft	L	4 6	5-3147QG*	2
03-00	All Front Shaft	V	1 2 3	5-153QG*	1 2 3
	All Rear Shaft	V	4 6	5-213QG*	3
99-98	All Front Shaft	V	1 2 3	5-153QG*	1 2 3
	All Rear Shaft w/ 1.126" Brg. Cup	V	4 6	5-1309QG	2
	All Rear Shaft w/ 1.126" Brg. Cup	V	4	5-1309QG	2
	w/ Conversion U-Joint at Pos.6	V	6	5-797QG	
Raider					
90-87	All Front Shaft Exc. V6	L	1 3	5-1503QG	
	All Rear Shaft	L	4 6	5-1516QG	
Ram 50					
93-90	All Front Shaft	U	1 3	5-1503QG	
	All Rear Shaft	U	4 5 6	5-1516QG	
89-79	All Front Shaft	L	1 3	5-1503QG	
	All Rear Shaft	L	4 6	5-1516QG	
Ramcharger					
93-88	All Front Shaft	V	1 2	5-3147QG*	2
		V	3	5-1306QG	1 2
	All Rear Shaft w/ 1.078" Brg. Cup	V	4 6	5-1306QG	1 2
	All Rear Shaft w/ 1.126" Brg. Cup	V	4 6	5-1309QG	2
	All Wheel Joint	V	7 8	5-297QG	1

1. See Appendix A for U-Joint Kits Greaseable thru the Bearing Cup
 2. See Appendix B-C for U-Bolts and Straps

3. See Appendix D-E for CV Centering Yokes & Ball Seat Repair Kits
 4. Staked in place type U-Joints found on some models are non-replaceable

* Also available in Ultra Seal - See Page #5

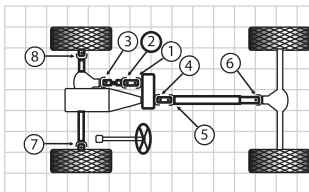


Figure T

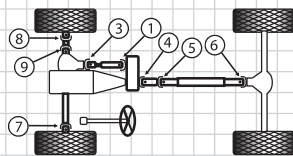


Figure U

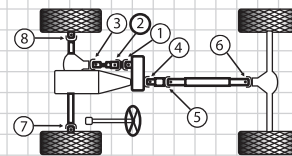


Figure V

Passenger Cars

Two-Wheel Drive Trucks

Four-Wheel Drive Trucks

Appendix

Model & Year	Make	Figure	Position	Part No.	Notes
Dodge (continued)					
Ramcharger (continued)					
87-82	All Front Shaft	V	1 2	5-3147QG*	2
		V	3	5-1306QG	1 2
	All Rear Shaft	V	4 6	5-1306QG	1 2
	All Wheel Joint	V	7 8	5-297QG	1
81-77	All Front Shaft	V	1 2	5-3147QG*	2
		V	3	5-1306QG	1 2
	All Rear Shaft at Transmission	V	4	5-1306QG	1 2
	All Rear Shaft at Rear Differential w/ 1.078" Brg. Cup	V	6	5-1306QG	1 2
	All Rear Shaft at Rear Differential w/ 1.126" Brg. Cup	V	6	5-1309QG	2
	All Wheel Joints	V	7 8	5-297QG	1
76-74	All Front Shaft w/ Outside Lockup	V	1 2 3	5-153QG*	1 2 3
	All Front Shaft w/ Inside Lockup	V	1 2	5-3147QG*	2
		V	3	5-1306QG	1 2
	All Rear Shaft	V	4	5-1306QG	1 2
	All Rear Shaft w/ 1.078" Brg. Cup	V	6	5-1306QG	1 2
	All Rear Shaft w/ 1.126" Brg. Cup	V	6	5-1309QG	2
	All Wheel Joints	V	7 8	5-297QG	1
Ram - 1/2 Ton Pick Up					
06-02	All Front Shaft	V	3	5-213QG*	3
	All w/ 2 Joint Rear Shaft	V	4 6	5-213QG*	3
	All w/ 3 Joint Rear Shaft	V	4 5 6	5-213QG*	3
	All Wheel Joints	V	7 8	5-297QG	1
01-00	All Front Shafts	V	1 2 3	5-213QG*	3
	All Rear Shafts	V	4 6	5-213QG*	3
	All Wheel Joints	V	7 8	5-297QG	1
99-94	All Front Shaft w/ 1.126" Brg. Cup in Slip Yoke	V	1 2	5-213QG*	3
		V	3	5-1309QG	2
	All Front Shaft w/ 1.063" Brg. Cup in Slip Yoke	V	3	5-797QG	
	All Rear Shaft w/ 1.126" Brg. Cup	V	4 6	5-1309QG	2
	All Rear Shaft w/ 1.188" Brg. Cup	V	4 6	5-1206QG	
	All Rear Shaft w/ 1.063" & 1.126" Brg. Cup	V	4 6	5-797QG	
	All Wheel Joints	V	7 8	5-297QG	1

1. See Appendix A for U-Joint Kits Greaseable thru the Bearing Cup
 2. See Appendix B-C for U-Bolts and Straps

3. See Appendix D-E for CV Centering Yokes & Ball Seat Repair Kits
 4. Staked in place type U-Joints found on some models are non-replaceable

* Also available in Ultra Seal - See Page #5

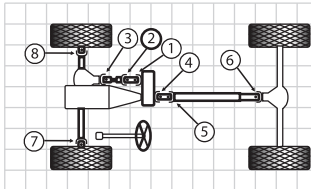


Figure T

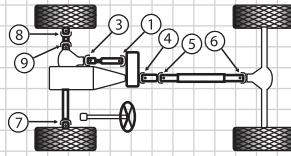


Figure U

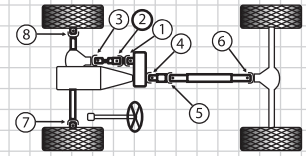


Figure V

Passenger Cars

Two-Wheel Drive Trucks

Four-Wheel Drive Trucks

Appendix

Model & Year	Make	Figure	Position	Part No.	Notes
Dodge (continued)					
Ram - 1/2 Ton Pick Up (continued)					
74-61	All Front Shaft	Q	1 2	5-1306QG	1 2
	All Intermediate Shaft	Q	3 4	5-1306QG	1 2
	All PTO to Winch			5-103QG	
	All Rear Shaft	Q	5 6	5-1306QG	1 2
	All Wheel Joints '61 - '71 w/ Inside Lockup	Q	7 8	5-260QG	
	All Wheel Joints '61 - '71 w/ Outside Lockup	Q	7 8	5-178QG*	2
60-58	All Wheel Joints '72 - '74	Q	7 8	5-297QG	1
	All Front Shaft	Q	1 2	5-153QG*	
	All Intermediate Shaft	Q	3 4	5-153QG*	
	All PTO to Winch			5-103QG	
	All Rear Shaft	Q	5 6	5-153QG*	
	All Wheel Joints w/ Inside Lockup	Q	7 8	5-260QG	
All Wheel Joints w/ Outside Lockup	Q	7 8	5-178QG*	2	
Ram - 3/4 Ton Pick Up					
06-05	All Front Shaft	V	1 2	5-1355QG	
		V	3	5-3147QG*	2
	All w/2 Joint Rear Shaft w/Auto Trans.	V	4 6	5-160QG*	2
	All w/3 Joint Rear Shaft w/Auto Trans.	V	4 5 6	5-160QG*	2
	All w/2 Joint Rear Shaft w/Manual Trans.	V	4 6	5-0486QG	
	All w/3 Joint Rear Shaft w/Manual Trans.	V	4 5 6	5-0486QG	
04-03	All Wheel Joints	V	7 8	5-1485QG	
	All Front Shaft w/DANA CV Head	V	1 2	5-213QG*	
		V	3	5-3147QG*	2
	All Front Shaft w/AAM CV Head	V	1 2	5-1355QG	
		V	3	5-3147QG*	
	All w/2 Joint Rear Shaft Exc. 6 Speed Trans.	V	4 6	5-160QG*	2
02-00	All w/3 Joint Rear Shaft Exc. 6 Speed Trans.	V	4 5 6	5-160QG*	2
	All w/2 Joint Rear Shaft w/6 Speed Trans.	V	4 6	5-0486QG	
	All w/3 Joint Rear Shaft w/6 Speed Trans.	V	4 5 6	5-0486QG	
	All Wheel Joints	V	7 8	5-1485QG	
	All Front Shaft	V	1 2 3	5-213QG*	3
	All w/2 Joint Rear Shaft w/ 1.063" Brg. Cups	V	4 6	5-213QG*	3

1. See Appendix A for U-Joint Kits Greaseable thru the Bearing Cup
 2. See Appendix B-C for U-Bolts and Straps

3. See Appendix D-E for CV Centering Yokes & Ball Seat Repair Kits

4. Staked in place type U-Joints found on some models are non-replaceable

* Also available in Ultra Seal - See Page #5



Passenger Cars

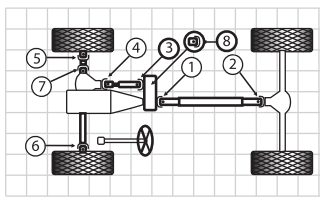


Figure J

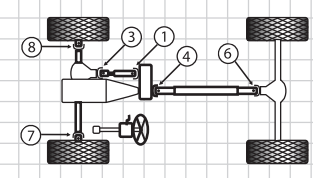


Figure L

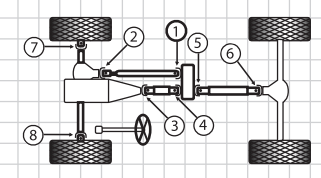


Figure Q

Two-Wheel Drive Trucks

Four-Wheel Drive Trucks

Appendix

Model & Year	Make	Figure	Position	Part No.	Notes
--------------	------	--------	----------	----------	-------

Dodge (continued)

Ram - 3/4 Ton Pick Up (continued)

02-00	All w/3 Joint Rear Shaft w/ 1.063" Brg. Cups	V	4 5 6	5-213QG*	2
	All w/2 Joint Rear Shaft w/ 1.188" Brg. Cups w/ 3.622" O/S Lockup	V	4 6	5-178QG*	2
	All w/2 Joint Rear Shaft w/ 1.188" Brg. Cups & w/ 4.187" O/S Lockup	V	4 6	5-1206QG	
	All w/3 Joint Rear Shaft w/1.188" Brg. Cups & w/ 4.187" O/S Lockup	V	4 5 6	5-1206QG	
	All Wheel Joints 3500# Front Axle w/ 1.188" Brg. Cups	V	7 8	5-297QG	1
	All Wheel Joints 4500# Front Axle w/ 1.375" Brg. Cups	V	7 8	5-332QG	
	99-94	All Front Shaft	V	1 2	5-213QG*
All Front Shaft w/ 1.125" Brg. Cup in Slip Yoke		V	3	5-1309QG	2
All Front Shaft w/ 1.063" Brg. Cup in Slip Yoke		V	3	5-797QG	
All Rear Shaft w/ 1.125" Brg. Cup		V	4 6	5-1309QG	2
All Rear Shaft w/ 1.063" Brg. Cup		V	4 6	5-213QG*	3
All Rear Shaft w/ 1.188 Brg. Cup		V	4 6	5-1206QG	
All Wheel Joints 3500# Front Axle w/ 1.188" Brg. Cup		V	7 8	5-297QG	1
93-92	All Wheel Joints 4500# Front Axle w/ 1.375" Brg. Cup	V	7 8	5-332QG	
	All Exc. Club Cab Front Shaft	V	1 2	5-3147QG*	2
	All Front Shaft at Dif. w/ 1.078" Brg. Cup	V	3	5-1306QG	1 2
	All Front Shaft at Dif. w/ 1.126" Brg. Cup	V	3	5-1309QG	2
	All Exc. Club Cab w/ Turbo Diesel Rear Shaft w/ Outside Lockup	V	4 5 6	5-1206QG	
	All Exc. Club Cab w/ Turbo Diesel Rear Shaft w/ Inside Lockup	V	4 5 6	5-1309QG	2
	All Exc. Club Cab Wheel Joints 3500# Front Axle w/ 1.188" Brg. Cup	V	7 8	5-297QG	1
	All Exc. Club Cab Wheel Joints 4500# Front Axle w/ 1.375" Brg. Cup	V	7 8	5-332QG	
	All Club Cab Front Shaft	V	1,2	5-3147QG*	2
	All Front Shaft at Dif. w/ 1.078" Brg. Cup	V	3	5-1306QG	1 2
	All Front Shaft at Dif. w/ 1.126" Brg. Cup	V	3	5-1309QG	2
All Club Cab & Turbo Diesel Rear Shaft w/ Inside Lockup	V	4 5 6	5-1309QG	2	
All Club Cab & Turbo Diesel Rear Shaft w/ Outside Lockup	V	4 5 6	5-1206QG		
All Club Cab Wheel Joints 3500# Front Axle w/ 1.188" Brg. Cup	V	7 8	5-297QG	1	

1. See Appendix A for U-Joint Kits Greaseable thru the Bearing Cup
2. See Appendix B-C for U-Bolts and Straps

3. See Appendix D-E for CV Centering Yokes & Ball Seat Repair Kits
4. Staked in place type U-Joints found on some models are non-replaceable

* Also available in Ultra Seal - See Page #5

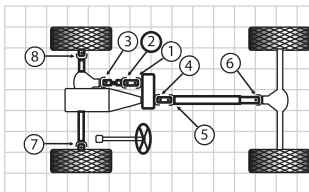


Figure T

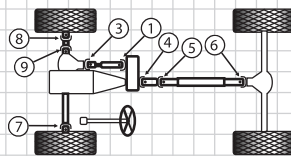


Figure U

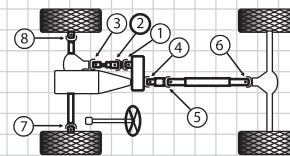


Figure V

Passenger Cars

Model & Year	Make	Figure	Position	Part No.	Notes
Dodge (continued)					
Ram - 3/4 Ton Pick Up (continued)					
93-92	All Club Cab Wheel Joints 4500# Front Axle w/ 1.375" Brg. Cup	V	7 8	5-332QG	
91-88	All Front Shaft	V	1 2	5-3147QG*	2
	All Front Shaft At Dif. w/ 1.078" Brg. Cup	V	3	5-1306QG	1 2
	All Front Shaft at Dif. w/ 1.126" Brg. Cup	V	3	5-1309QG	2
	All Rear Shaft w/ 2 Joint Shaft w/ Inside Lockup	V	4 6	5-1306QG	1 2
	All Rear Shaft w/ 2 Joint Shaft w/ Outside Lockup	V	4 6	5-1206QG	
	All Rear Shaft w/ 3 Joint Shaft w/ Inside Lockup	V	4 5 6	5-1306QG	1 2
	All Rear Shaft w/ 3 Joint Shaft w/ Outside Lockup	V	4 5 6	5-1206QG	
	All Wheel Joints 3500# Front Axle w/ 1.188" Brg. Cup	V	7 8	5-297QG	1
	All Wheel Joints 4500# Front Axle w/ 1.375" Brg. Cup	V	7 8	5-332QG	
87-82	All Front Shaft	V	1 2	5-3147QG*	2
		V	3	5-1306QG	1 2
	All Rear Shaft w/ 2 Joint Shaft	V	4 6	5-1306QG	1 2
	All Rear Shaft w/ 3 Joint Shaft	V	4 5 6	5-1306QG	1 2
	All Wheel Joints 4500# Front Axle w/ 1.375" Brg. Cup	V	7 8	5-332QG	
	All Wheel Joints 3500# Front Axle w/ 1.188" Brg. Cup	V	7 8	5-297QG	1
81-77	All Front Shaft	V	1 2	5-3147QG*	2
		V	3	5-1306QG	1 2
	All Rear Shaft At Center Bearing w/ 3 Joint Shaft	V	5	5-1306QG	1 2
	All Rear Shaft At Dif. w/ 1.078" Brg. Cup	V	6	5-1306QG	1 2
	All Rear Shaft At Dif w/ 1.126" Brg. Cup	V	6	5-1309QG	2
	All Rear Shaft At Transmission	V	4	5-1306QG	1 2
	All Wheel Joints 4500# Front Axle w/ 1.375" Brg. Cup	V	7 8	5-332QG	
	All Wheel Joints 3500# Front Axle w/ 1.188" Brg. Cup	V	7 8	5-297QG	1
76-75	All Front Shaft w/ Inside Lockup	V	1 2	5-3147QG*	2
		V	3	5-1306QG	1 2
	All Front Shaft w/ Outside Lockup	V	1 2 3	5-153QG*	1 2 3
	All Rear Shaft at Center Bearing w/ 3 Joint Shaft	V	5	5-1306QG	1 2
	All Rear Shaft at Dif. w/ 1.078" Brg. Cup	V	6	5-1306QG	1 2
	All Rear Shaft at Dif. w/ 1.126" Brg. Cup	V	6	5-1309QG	2
76-75	All Rear Shaft at Transmission	V	4	5-1306QG	1 2
	All Wheel Joints 4500# Front Axle w/ 1.375" Brg. Cup	V	7 8	5-332QG	

Two-Wheel Drive Trucks

Four-Wheel Drive Trucks

Appendix

1. See Appendix A for U-Joint Kits Greaseable thru the Bearing Cup
 2. See Appendix B-C for U-Bolts and Straps

3. See Appendix D-E for CV Centering Yokes & Ball Seat Repair Kits

4. Staked in place type U-Joints found on some models are non-replaceable

* Also available in Ultra Seal - See Page #5



Passenger Cars

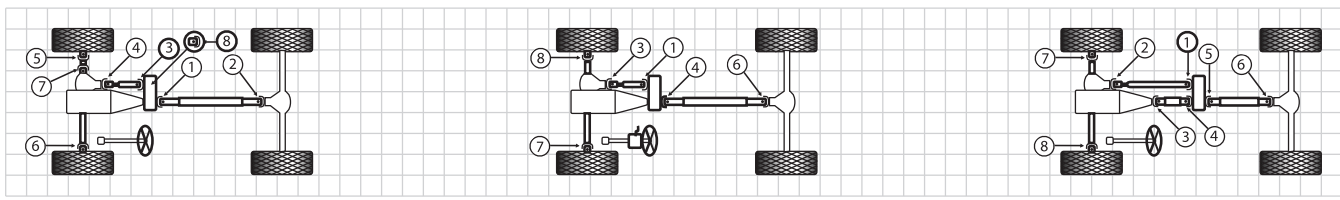


Figure J

Figure L

Figure Q

Two-Wheel Drive Trucks

Four-Wheel Drive Trucks

Appendix

Model & Year	Make	Figure	Position	Part No.	Notes
Dodge (continued)					
Ram - 3/4 Ton Pick Up (continued)					
76-75	All Wheel Joints 3500# Front Axle w/ 1.188" Brg. Cup	V	7 8	5-297QG	1
74-68	All Front Shaft	Q	1 2	5-1306QG	1 2
	All Intermediate	Q	3 4	5-1306QG	1 2
	All Rear Shaft	Q	5 6	5-1306QG	1 2
	All Wheel Joints '68 - '71 w/ Inside Lockup	Q	7 8	5-260QG	
	All Wheel Joints '68 - '71 w/ Outside Lockup	Q	7 8	5-178QG*	2
	All Wheel Joints '72 - '74	Q	7 8	5-297QG	1
67-61	All Front Shaft w/ 1.078" Brg. Cup	Q	1 2	5-1306QG	1 2
	All Front Shaft w/ 1.232" Brg. Cup	Q	1 2	5-1301QG	
	All Intermediate Shaft w/ 1.078" Brg. Cup	Q	3 4	5-1306QG	1 2
	All Intermediate Shaft w/ 1.232" Brg. Cup	Q	3 4	5-1301QG	
	All PTO to Winch			5-103QG	
	All Rear Shaft w/ 1.078" Brg. Cup	Q	5 6	5-1306QG	1 2
	All Rear Shaft w/ 1.232" Brg. Cup	Q	5 6	5-1301QG	
	All Wheel Joints w/ Inside Lockup	Q	7 8	5-260QG	
	All Wheel Joints w/ Outside Lockup	Q	7 8	5-178QG*	2
Ram - 1 Ton Pick Up					
06-05	All Front Shaft	V	1 2	5-1355QG	
		V	3	5-3147QG*	
	All w/2 Joint Rear Shaft w/Auto Trans.	V	4 6	5-160QG*	2
	All w/3 Joint Rear Shaft w/Auto Trans.	V	4 5 6	5-160QG*	2
	All w/2 Joint Rear Shaft w/Manual Trans.	V	4 6	5-0486QG	
	All w/3 Joint Rear Shaft w/Manual Trans.	V	4 5 6	5-0486QG	
	All Wheel Joints	V	7 8	5-1485QG	
04-03	All Front Shaft w/DANA CV Head	V	1 2	5-213QG*	
		V	3	5-3147QG*	
	All Front Shaft w/AAM CV Head	V	1 2	5-1355QG	
		V	3	5-3147QG*	
	All w/2 Joint Rear Shaft Exc. 6 Speed Trans.	V	4 6	5-160QG*	2
	All w/3 Joint Rear Shaft Exc. 6 Speed Trans.	V	4 5 6	5-160QG*	2
	All w/2 Joint Rear Shaft w/6 Speed Trans.	V	4 6	5-0486QG	
	All w/3 Joint Rear Shaft w/6 Speed Trans.	V	4 5 6	5-0486QG	

1. See Appendix A for U-Joint Kits Greaseable thru the Bearing Cup
 2. See Appendix B-C for U-Bolts and Straps

3. See Appendix D-E for CV Centering Yokes & Ball Seat Repair Kits
 4. Staked in place type U-Joints found on some models are non-replaceable

* Also available in Ultra Seal - See Page #5

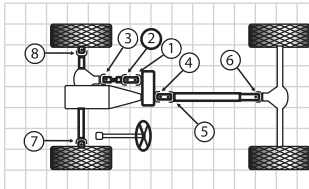


Figure T

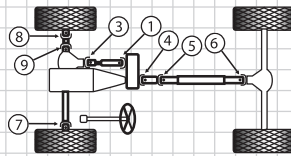


Figure U

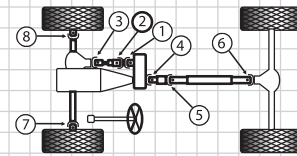


Figure V

Passenger Cars

Model & Year	Make	Figure	Position	Part No.	Notes
Dodge (continued)					
Ram - 1 Ton Pick Up (continued)					
04-03	All Wheel Joints	V	7 8	5-1485QG	
02-00	All Front Shaft	V	1 2 3	5-213QG*	3
	All Rear Shaft w/ 1.188" Brg. Cup w/ 3.622" O/S Lockup	V	4 6	5-178QG*	2
	All Rear Shaft w/ 1.188" Brg. Cup w/ 4.187" O/S Lockup	V	4 6	5-178QG*	2
	All Rear Shaft w/ 1.063" Brg. Cup	V	4 6	5-213QG*	3
99-94	All Front Shaft	V	1 2	5-213QG*	3
		V	3	5-1309QG	2
	All Rear Shaft w/ 1.125" Brg. Cup	V	4 6	5-1309QG	2
	All Rear Shaft w/ 1.063" Brg. Cup	V	4 6	5-213QG*	3
	All Rear Shaft w/ 1.188" Brg. Cup	V	4 6	5-1206QG	
	All Wheel Joints	V	7 8	5-332QG	
93-92	All Exc. Club Cab Front Shaft	V	1 2	5-3147QG*	2
	All Front Shaft at Dif. w/ 1.078" Brg. Cup	V	3	5-1306QG	1 2
	All Front Shaft at Dif. w/ 1.126" Brg. Cup	V	3	5-1309QG	2
	All Exc. Club Cab and Turbo Diesel Rear Shaft w/ Inside Lockup	V	4 6	5-1309QG	2
	All Exc. Club Cab and Turbo Diesel Rear Shaft w/ Outside Lockup	V	4 6	5-1206QG	
	All Exc. Club Cab Wheel Joints 3500# Front Axle w/ 1.188" Brg. Cup	V	7 8	5-297QG	1
	All Exc. Club Cab Wheel Joints 4500# Front Axle w/ 1.375" Brg. Cup	V	7 8	5-332QG	
	All Club Cab Front Shaft w/ 1.078" Brg. Cup	V	1 2	5-3147QG*	2
		V	3	5-1306QG	1 2
	All Club Cab Front Shaft w/ 1.126" Brg. Cup	V	3	5-1309QG	2
	All Club Cab Exc. Turbo Diesel Rear Shaft w/ Inside Lockup	V	4 5 6	5-1309QG	2
	All Club Cab w/ Turbo Diesel Rear Shaft w/Outside Lockup	V	4 5 6	5-1206QG	
	All Club Cab Wheel Joints 3500# Front Axle w/ 1.188" Brg. Cup	V	7 8	5-297QG	1
	All Club Cab Wheel Joints 4500# Front Axle w/ 1.375" Brg. Cup	V	7 8	5-332QG	
91-90	All Front Shaft	V	1 2	5-3147QG*	2
		V	3	5-1306QG	1 2

Two-Wheel Drive Trucks

Four-Wheel Drive Trucks

Appendix

1. See Appendix A for U-Joint Kits Greaseable thru the Bearing Cup
 2. See Appendix B-C for U-Bolts and Straps

3. See Appendix D-E for CV Centering Yokes & Ball Seat Repair Kits

4. Staked in place type U-Joints found on some models are non-replaceable

* Also available in Ultra Seal - See Page #5



Passenger Cars

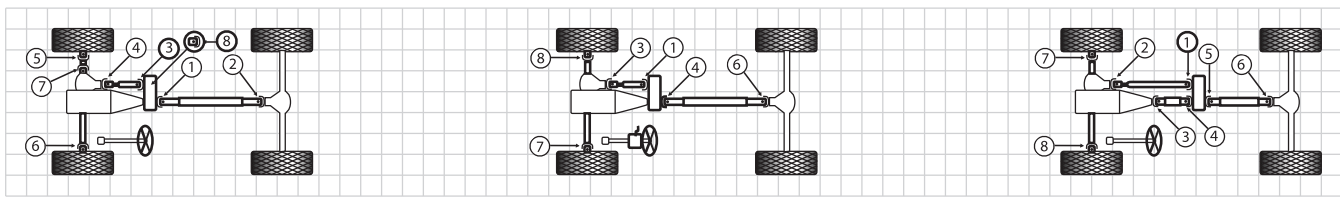


Figure J

Figure L

Figure Q

Two-Wheel Drive Trucks

Four-Wheel Drive Trucks

Appendix

Model & Year	Make	Figure	Position	Part No.	Notes	
Dodge (continued)						
Ram - 1 Ton Pick Up (continued)						
91-90	All Rear Shaft w/ Inside Lockup	V	4 6	5-1306QG	1 2	
	All Rear Shaft w/ Outside Lockup	V	4 6	5-1206QG		
	All Wheel Joints 3500# Front Axle w/ 1.188" Brg. Cup	V	7 8	5-297QG	1	
	All Wheel Joints 4500# Front Axle w/ 1.375" Brg. Cup	V	7 8	5-332QG		
89-82	All Front Shaft	V	1 2	5-3147QG*	2	
		V	3	5-1306QG	1 2	
	All Rear Shaft at Transmission	V	4	5-1306QG	1 2	
	All Rear Shaft at Center Support w/ 3 Joint Shaft	V	5	5-1306QG	1 2	
	All Rear Shaft w/ 1.078" Brg. Cup	V	6	5-1306QG	1 2	
	All Rear Shaft w/ 1.232" Brg. Cup	V	6	5-1301QG		
	All Wheel Joints 3500# Front Axle w/ 1.188" Brg. Cup	V	7 8	5-297QG	1	
	All Wheel Joints 4500# Front Axle w/ 1.375" Brg. Cup	V	7 8	5-332QG		
	81-77	All Front Shaft	V	1 2	5-3147QG*	2
			V	3	5-1306QG	1 2
All Rear Shaft at Transmission		V	4	5-1306QG	1 2	
All Rear Shaft at Center Support w/ 3 Joint Shaft		V	5	5-1306QG	1 2	
All Rear Shaft at Dif. w/ 1.078" Brg. Cup		V	6	5-1306QG	1 2	
All Rear Shaft at Dif. w/ 1.126" Brg. Cup		V	6	5-1309QG	2	
All Wheel Joints 3500# Front Axle w/ 1.188" Brg. Cup		V	7 8	5-297QG	1	
All Wheel Joints 4500# Front Axle w/ 1.375" Brg. Cup		V	6	5-1309QG	2	
76-75	All Front Shaft w/ Inside Lockup	V	1 2	5-3147QG*	2	
		V	3	5-1306QG	1 2	
	All Front Shaft w/ Outside Lockup	V	1 2 3	5-153QG*	1 2 3	
	All Rear Shaft at Transmission	V	4	5-1306QG	1 2	
	All Rear Shaft at Center Support w/ 3 Joint Shaft	V	5	5-1306QG	1 2	
	All Rear Shaft at Dif. w/ 1.126" Brg. Cup	V	6	5-1309QG	2	
	All Rear Shaft at Dif. w/ 1.078" Brg. Cup	V	6	5-1306QG	1 2	
	All Rear Shaft at Dif. w/ 1.232" Brg. Cup	V	6	5-1301QG		
	All Wheel Joints 3500# Front Axle w/ 1.188" Brg. Cup	V	7 8	5-297QG	1	
	All Wheel Joints 4500# Front Axle w/ 1.375" Brg. Cup	V	7 8	5-332QG		
74-72	All Front Shaft	Q	1 2	5-1301QG		
	All Intermediate Shaft 1972 Model	Q	3	5-1309QG	2	
		Q	4	5-1301QG		

1. See Appendix A for U-Joint Kits Greaseable thru the Bearing Cup
 2. See Appendix B-C for U-Bolts and Straps
 3. See Appendix D-E for CV Centering Yokes & Ball Seat Repair Kits
 4. Staked in place type U-Joints found on some models are non-replaceable
 * Also available in Ultra Seal - See Page #5

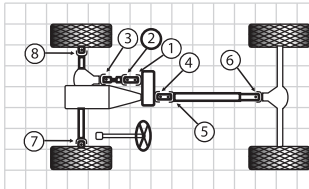


Figure T

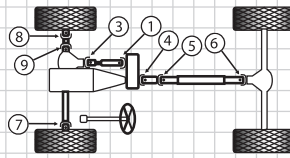


Figure U

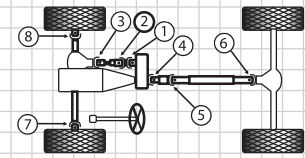


Figure V

Passenger Cars

Two-Wheel Drive Trucks

Four-Wheel Drive Trucks

Appendix

Model & Year	Make	Figure	Position	Part No.	Notes
Dodge (continued)					
Ram - 1 Ton Pick Up (continued)					
74-72	All Intermediate Shaft 1973 & 1974 Models	Q	3 4	5-1301QG	
	All Rear Shaft	Q	5 6	5-1301QG	
71-59	All Exc. Military w/ 129" or 133" W.B. Front Shaft	Q	1 2	5-1301QG	
	All Exc. Military w/ 129" or 133" W.B. Intermediate Shaft	Q	3 4	5-1301QG	
	All Exc. Military w/ 129" or 133" W.B. PTO to Winch			5-103QG	
71-51	All Military Models Front Shafts	Q	1 2	N/A	
	All Military Models Intermediate Shaft	Q	3 4	5-1301QG	
	All Military Models Rear Shaft	Q	5 6	N/A	
65-46	All Exc. Military w/ 126" W.B. Front Shaft	Q	1 2	N/A	
	All Exc. Military w/ 126" W.B. Intermediate Shaft	Q	3 4	5-1301QG	
	All Exc. Military w/ 126" W.B. PTO to Winch			N/A	
	All Exc. Military w/ 126" W.B. Rear Shaft	Q	5 6	N/A	
58	All Exc. Military w/ 129" W.B. Front Shaft	Q	1 2	5-1205QG	
	All Exc. Military w/ 129" W.B. Intermediate Shaft	Q	3 4	5-1205QG	
	All Exc. Military w/ 129" W.B. Rear Shaft	Q	5 6	5-1205QG	
	All Rear Shaft (Steel) w/ 1.078" Brg. Cup	V	4 6	5-1306QG	1 2
	All Rear Shaft (Steel) w/ 1.126" Brg. Cup	V	4 6	5-1309QG	2
Ford					
Aerostar (All Wheel Drive)					
97-90	All Front Shaft	U	1 3	5-443QG	3
	All Rear Shaft	U	4 6	5-153QG*	1 2 3
	All Front Wheel Inboard U-Joints	U	8 9	5-443QG	3
Bronco					
96-90	All Front Wheel Joints	U	7 8 9	5-297QG	1
	All Front Shaft	U	1 3	5-1204QG	
	All Rear Shaft Exc. '91 w/ 5.0L and 4 Spd AT	U	4 5 6	5-213QG*	3
	All Rear Shaft 91 w/ 5.0L and 4 Spd AT	U	4 6	5-153QG*	1 2 3
89	All Front Wheel Joints	U	7 8 9	5-297QG	1
	All Front Shaft w/ 5 Spd MT	U	1	5-212QG	
		U	3	5-213QG*	3
	All Front Shaft w/ AT or 4 Spd MT	U	1 3	5-1204QG	
	All Rear Shaft w/ 5 Spd MT	U	4 5 6	5-1204QG	

1. See Appendix A for U-Joint Kits Greaseable thru the Bearing Cup
 2. See Appendix B-C for U-Bolts and Straps

3. See Appendix D-E for CV Centering Yokes & Ball Seat Repair Kits

4. Staked in place type U-Joints found on some models are non-replaceable

* Also available in Ultra Seal - See Page #5

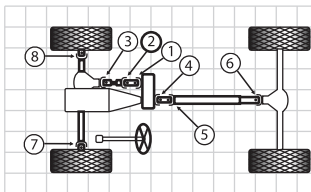


Figure T

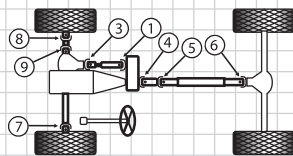


Figure U

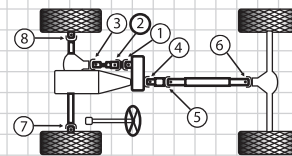


Figure V

Passenger Cars

Two-Wheel Drive Trucks

Four-Wheel Drive Trucks

Appendix

Model & Year	Make	Figure	Position	Part No.	Notes
Ford (continued)					
Bronco (continued)					
78	All Rear Shaft Exc. 400 V8 w/ AT	T	4 5	5-433QG	1
		T	6	5-153QG*	1 2 3
77-70	All Wheel Joints Exc. 400 V8 w/ AT	T	7 8	5-297QG	1
	All Rear Shaft w/ 400 V8 w/ AT	T	4 5	5-433QG	1
		T	6	5-213QG*	3
	All Wheel Joints w/ 400 V8 w/ AT	T	7 8	5-297QG	1
	69-66	All Front Shaft	T	1 2	5-433QG
T			3	5-153QG*	
All Rear Shaft		T	4 5	5-433QG	1
		T	6	5-153QG*	
69-66	All Wheel Joints	T	7 8	5-260QG	
	All Front Shaft	T	1	5-2530QG	
		T	2	5-1520QG	
	All Rear Shaft	T	3	5-2530QG	
		T	4 6	5-2530QG	
T	5	5-1520QG			
T	7 8	5-260QG			
Bronco II					
90	All Wheel Joints w/ 1.063" Brg. Cup	U	7 8 9	5-456QG	
	All Wheel Joints w/ 1.188" Brg. Cup	J	7 8 9	5-297QG	1
	All Front Shaft	V	1 2 3	5-153QG*	1 2 3
89-86	All C.V. Joints			N/A	
	All Wheel Joints	J	5 6 7	5-456QG	
	All Front Shaft	J	3 4	5-153QG*	1 2 3
	All C.V. Joints			N/A	
	All Inside Transfer Case	J	8	5-443QG	3
85-83	All Wheel Joints	U	7 8 9	5-456QG	
	All Front Shaft w/ 4 Spd MT or AT	U	1 3	5-153QG*	1 2 3
	All Front Shaft w/ 5 Spd MT (From 9/83)	U	1 3	5-153QG*	1 2 3
	All Front Shaft w/ 5 Spd MT (To 9/83)	U	1	5-443QG	3
		U	3	5-153QG*	1 2 3
	All Rear Shaft	U	4 5 6	5-443QG	3
All Inside Transfer Case	J	8	5-443QG	3	

1. See Appendix A for U-Joint Kits Greaseable thru the Bearing Cup
 2. See Appendix B-C for U-Bolts and Straps

3. See Appendix D-E for CV Centering Yokes & Ball Seat Repair Kits

4. Staked in place type U-Joints found on some models are non-replaceable

* Also available in Ultra Seal - See Page #5



Passenger Cars

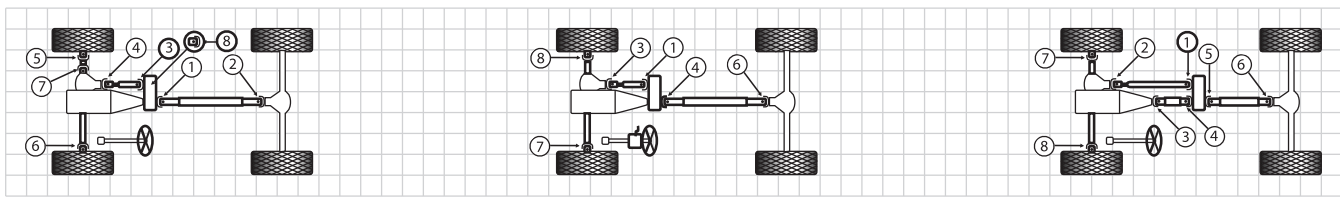


Figure J

Figure L

Figure Q

Two-Wheel Drive Trucks

Four-Wheel Drive Trucks

Appendix

Model & Year	Make	Figure	Position	Part No.	Notes
Ford (continued)					
Escape					
06-01	All Rear Shaft	V	1 2	5-153QG*	
Excursion					
04-02	All Front Shaft	V	1 2 3	5-178QG*	2
	All Rear Shaft w/5.4L Engine	V	4 6	5-178QG*	2
	All Rear Shaft w/6.0L, 6.8L and 7.3L Engine	V	4 6	5-160QG*	2
	All Wheel Joints	V	7 8	5-332QG	
01-00	All Front Shaft	V	1 2 3	5-178QG*	2
	All Rear Shaft w/ 5.4L Eng. w/ 1.063" Brg. Cup	V	4 5 6	5-213QG*	3
	All Rear Shaft w/ 5.4L Eng. w/ 1.188" Brg. Cup	V	4 5 6	5-178QG*	2
	All Rear Shaft w/ 6.8L or 7.3L Eng.	V	4 5 6	5-1206QG	
	All Front Wheel Joints	V	7 8	5-332QG	
Expedition					
06-05	All Front Shaft	L	1 3	5-213QG*	2
	All Rear Shaft	L	4 6	5-178QG*	2
04-03	All Front Shaft	L	1 3	5-1204QG	2
	All Rear Shaft	L	4 6	5-178QG*	2
02-97	All Front Shaft	U	1 3	5-213QG*	3
	All w/ 2 Joint Rear Shaft	U	4 6	5-213QG*	3
	All w/ 3 Joint Rear Shaft	U	4 5 6	5-178QG*	2
	All w/ 2 Joint Rear Shaft w/ Optional Suspension	U	4 6	5-178QG*	2
Explorer (Includes Sport Trac)					
06-02	All Rear Shaft	L	4 6	5-213QG*	2
05-02	All Front Shaft w/Sport or Sport Trac	L	3	5-213QG*	
01-97	All Front Shaft	U	1	5-433QG	1
		U	3	5-153QG*	1 2 3
	All Rear Shaft	U	4 6	5-213QG*	3
96-91	All Front Shaft w/CV	V	1 2	5-433-1QG	
96-95	All Rear Shaft Exc. CV	V	4 6	5-213QG*	2
	All Rear Shaft w/CV	V	4 5	5-433-1QG	
		V	6	5-153QG*	
94-91	All Front Wheel Joints '91 - '94 Models w/ 1.063" Brg. Cup	U	7 8 9	5-456QG	
	All Front Wheel Joints '91 - '94 Models w/ 1.188" Brg. Cup	J	5 6 7	5-297QG	1

1. See Appendix A for U-Joint Kits Greaseable thru the Bearing Cup
 2. See Appendix B-C for U-Bolts and Straps

3. See Appendix D-E for CV Centering Yokes & Ball Seat Repair Kits
 4. Staked in place type U-Joints found on some models are non-replaceable

* Also available in Ultra Seal - See Page #5

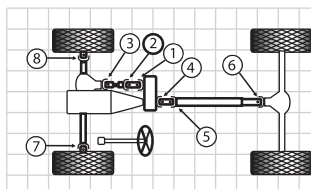


Figure T

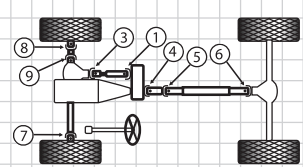


Figure U

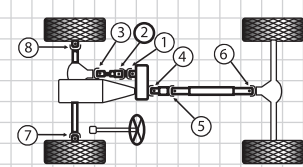


Figure V

Passenger Cars

Two-Wheel Drive Trucks

Four-Wheel Drive Trucks

Appendix

Model & Year	Make	Figure	Position	Part No.	Notes
Ford (continued)					
Explorer (Includes Sport Trac) (continued)					
94-91	All Rear Shaft Exc. 4 Door w/Manual Trans.	L	4 6	5-153QG*	
	All Rear Shaft w/ 4 Door w/Manual Trans.	L	4 6	5-213QG*	
F-100 and F-150 Series 1/2 Ton Pick Up					
06-05	All Front Shaft	U	1 3	5-1204QG	2
	All Rear Shaft w/2 Joint Shaft	U	4 6	5-0488QG	
	All Rear Shaft w/3 Joint Shaft	U	4 5 6	5-0488QG	
04	All Exc. Heritage Front Shaft	U	1 3	5-1204QG	2
	All Exc. Heritage Rear Shaft w/2 Joint Shaft	U	4 6	5-0488QG	
	All Exc. Heritage Rear Shaft w/3 Joint Shaft	U	4 5 6	5-0488QG	
	Heritage Front Shaft	U	1 3	5-213QG*	2
03-00	Heritage Rear Shaft w/2 Joint Shaft	U	4 6	5-178QG*	2
	Heritage Rear Shaft w/3 Joint Shaft	U	4 5 6	5-213QG*	2
	All Front Shaft	U	1 3	5-213QG*	3
	All Rear Shaft w/ 4.2L, 4.6L Eng. w/ 120" W.B. w/2 Joint Shaft	U	4 6	5-153QG*	2
	All Rear Shaft w/ 4.2L, 4.6L Eng. w/ 120" W.B. w/3 Joint Shaft	U	4 5 6	5-213QG*	2
	All Rear Shaft w/ 4.2L, 4.6L Eng. Exc. 120" W.B. w/2 Joint Shaft	U	4 6	5-178QG*	2
	All Rear Shaft w/ 4.2L, 4.6L Eng. Exc. 120" W.B. w/3 Joint Shaft	U	4 5 6	5-178QG*	2
99-97	All Rear Shaft w/ 5.4L, w/2 Joint Shaft	U	4 6	5-178QG*	2
	All Rear Shaft w/ 5.4L, w/3 Joint Shaft	U	4 5 6	5-178QG*	2
	All Rear Shaft w/ 4.2L or 4.6L Eng. w/ 120" W.B.	U	4 6	5-153QG*	1 2 3
	All Rear Shaft w/ 4.2L, 4.6L or 5.4L Eng. Exc. 120" W.B.	U	4 5 6	5-178QG*	2
	All Front Shaft	U	1 3	5-213QG*	3
96-92	All Rear Shaft w/ 4.2L or 4.6L Eng. w/ 120" W.B.	U	4 6	5-213QG*	3
	All Rear Shaft w/ 4.2L, 4.6L or 5.4L Eng. Exc. 120" W.B.	U	4 5 6	5-178QG*	2
	All Rear Shaft w/ 5.4L Eng.	U	4 5 6	5-178QG*	2
	All Front Shaft	U	1 3	5-1204QG	
	All Rear Shaft w/o U Bolts	U	4 6	5-213QG*	3
	All Rear Shaft w/ U Bolts	U	4 6	5-1204QG	
	All Rear Shaft w/ 3 Joint Shaft	U	4 5 6	5-213QG*	3
	All Front Wheel Joints	U	7 8 9	5-297QG	1

1. See Appendix A for U-Joint Kits Greaseable thru the Bearing Cup
 2. See Appendix B-C for U-Bolts and Straps

3. See Appendix D-E for CV Centering Yokes & Ball Seat Repair Kits
 4. Staked in place type U-Joints found on some models are non-replaceable
 * Also available in Ultra Seal - See Page #5

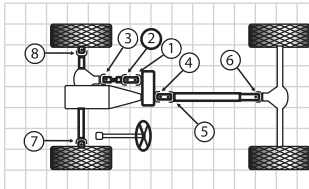


Figure T

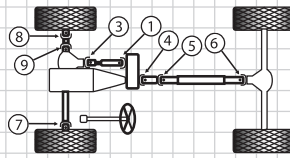


Figure U

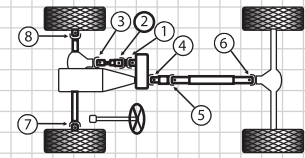


Figure V

Passenger Cars

Model & Year	Make	Figure	Position	Part No.	Notes
--------------	------	--------	----------	----------	-------

Ford (continued)

F-100 and F-150 Series 1/2 Ton Pick Up (continued)

85	All Rear Shaft Exc. Crew Cab (Some MT Models)	U	4 6	5-1204QG	
	All Rear Shaft Exc. Crew Cab	U	4 6	5-213QG*	3
	w/ AT OD Trans. & 4.11 Rear Axle Ratio	U	5	5-1204QG	
	All Rear Shaft Exc. Crew Cab	U	4	5-213QG*	3
		U	6	5-1204QG	
84-82	All Front Wheel Joints	U	7 8 9	5-297QG	1
	All Front Shaft	U	1 3	5-1204QG	
	All Rear Shaft Crew Cab	U	4 6	5-1204QG	
		U	5	5-213QG*	3
	All Rear Shaft Exc. Crew Cab (From 3/84)	U	4	5-213QG*	3
81-80		U	6	5-1204QG	
	All Rear Shaft Exc. Crew Cab (To 2/84)	U	4 6	5-1204QG	
	All Front Wheel Joints	U	7 8 9	5-297QG	1
	All Front Shaft Before Serial #GJ0 001	U	1	5-213QG*	3
		U	3	5-1204QG	
79	All Front Shaft From Serial #GJ0 001	U	1	5-1204QG	
		U	3	5-213QG*	3
	All Rear Shaft Crew Cab w/ AT	U	4 5	5-213QG*	3
		U	6	5-1204QG	
	All Rear Shaft Crew Cab w/ MT (To 3/16/81)	U	4	5-213QG*	3
79		U	5 6	5-1204QG	
	All Rear Shaft Crew Cab w/ MT (From 3/16/81)	U	4 5	5-213QG*	3
		U	6	5-1204QG	
	All Rear Shaft Exc. Crew Cab	U	4	5-213QG*	3
		U	6	5-1204QG	
79	All Front Wheel Joints	U	7 8 9	5-297QG	1
	All Front Shaft w/ Full Time Transfer Case	T	1 2 3	5-213QG*	3
	All Front Shaft w/ Part Time Transfer Case	T	1 3	5-213QG*	3
	All Rear Shaft w/ 116" W.B. w/ C.V.	T	4 5	5-213QG*	3
		T	6	5-1204QG	
79	All Rear Shaft w/ 155" W.B.	V	4 5	5-213QG*	3
		V	6	5-1204QG	

Two-Wheel Drive Trucks

Four-Wheel Drive Trucks

Appendix

1. See Appendix A for U-Joint Kits Greaseable thru the Bearing Cup
 2. See Appendix B-C for U-Bolts and Straps

3. See Appendix D-E for CV Centering Yokes & Ball Seat Repair Kits

4. Staked in place type U-Joints found on some models are non-replaceable

* Also available in Ultra Seal - See Page #5



Passenger Cars

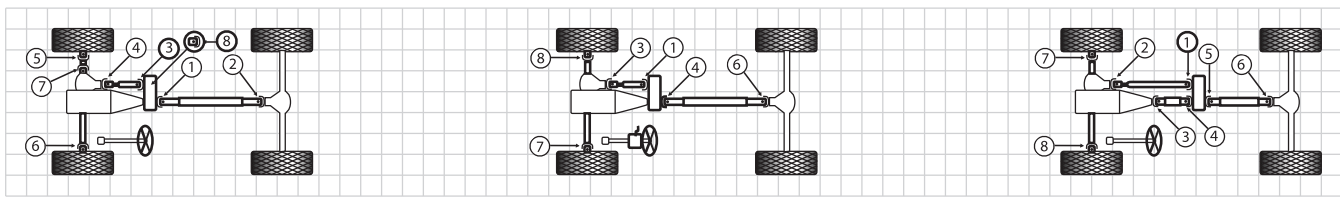


Figure J

Figure L

Figure Q

Two-Wheel Drive Trucks

Four-Wheel Drive Trucks

Appendix

Model & Year	Make	Figure	Position	Part No.	Notes
Ford (continued)					
F-100 and F-150 Series 1/2 Ton Pick Up (continued)					
79	All Rear Shaft w/ 133" or 116" W.B. w/ 2 U Joints	T	4	5-213QG*	3
		T	6	5-1204QG	
	All Rear Shaft w/ 155" W.B.	V	45	5-213QG*	3
		V	6	5-1204QG	
	All Front Wheel Joints	T	78	5-297QG	1
78-76	F-150 Front Shaft w/ Full Time Transfer Case	T	12	5-433QG	1
	F-150 Front Shaft w/ Full Time Transfer Case at Front Axle w/ 3.219" O/S Lockup	T	3	5-153QG*	1 2 3
	F-150 Front Shaft w/ Full Time Transfer Case at Front Axle w/ 3.622" O/S Lockup	T	3	5-213QG*	3
	F-150 Front Shaft w/ Part Time Transfer Case & 3.219" O/S Lockup	T	13	5-153QG*	1 2 3
	F-150 Front Shaft w/ Part Time Transfer Case & 3.622" O/S Lockup	T	13	5-213QG*	3
	F-150 Rear Shaft w/ Full Time Transfer Case Exc. 400 V8	T	46	5-153QG*	1 2 3
	F-150 Rear Shaft w/ Full Time Transfer Case w/ 400 V8	T	46	5-213QG*	3
	F-150 Rear Shaft w/ Part Time Transfer Case	T	46	5-213QG*	3
	F-150 Front Wheel Joints	T	78	5-297QG	1
78-70	F-100 Front Shaft	L	13	5-153QG*	1 2 3
	F-100 Front Shaft w/ Full Time Transfer Case	V	12	5-433QG	1
		V	3	5-153QG*	1 2 3
	F-100 Front Shaft w/ Part Time Transfer Case	V	13	5-153QG*	1 2 3
	F-100 Rear Shaft w/ 2 Joints	L	46	5-153QG*	1 2 3
	F-100 Rear Shaft w/ 3 Joints	V	4 5 6	5-153QG*	1 2 3
	F-100 Front Wheel Joints '70-'71	L	78	5-260QG	
	F-100 Front Wheel Joints '72-'78	L	78	5-297QG	1
69-67	All Front Shaft w/ 3.219" O/S Lockup	L	13	5-153QG*	1 2 3
	All Front Shaft w/ 3.219" & 3.622" O/S Lockup	L	13	5-134QG	
	All Rear Shaft w/ 2 Joints & 3.622" O/S Lockup	L	46	5-153QG*	1 2 3
	All Rear Shaft w/ 2 Joints w/ 3.219" and 3.622" O/S Lockup	L	46	5-134QG	
	All Rear Shaft w/ 3 Joints & 3.219" O/S Lockup	U	4 5 6	5-153QG*	1 2 3
	All Rear Shaft w/ 3 Joints w/ 3.219" & 3.622" O/S Lockup	U	46	5-134QG	
	All Front Wheel Joints	U	78	5-260QG	

1. See Appendix A for U-Joint Kits Greaseable thru the Bearing Cup
 2. See Appendix B-C for U-Bolts and Straps

3. See Appendix D-E for CV Centering Yokes & Ball Seat Repair Kits
 4. Staked in place type U-Joints found on some models are non-replaceable

* Also available in Ultra Seal - See Page #5

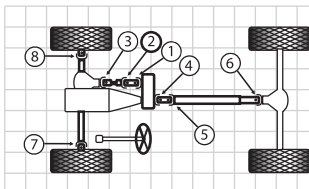


Figure T

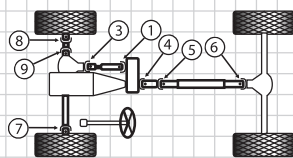


Figure U

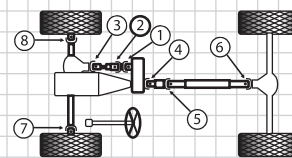


Figure V

Passenger Cars

Two-Wheel Drive Trucks

Four-Wheel Drive Trucks

Appendix

Model & Year	Make	Figure	Position	Part No.	Notes
Ford (continued)					
F-100 and F-150 Series 1/2 Ton Pick Up (continued)					
69-59	All Wheel Joints w/ Inside Lockup	Q	7 8	5-260QG	
	All Wheel Joints w/ Outside Lockup	Q	7 8	5-178QG*	2
66	All Front Shaft	L	1 3	5-134QG	
	All Rear Shaft w/ 2 Joints	L	4 6	5-134QG	
	All Rear Shaft w/ 3 Joints	U	4 6	5-134QG	
		U	5	5-153QG*	1 2 3
65-59	All Front Wheel Joints	L	7 8	5-260QG	
	All Front Shaft	Q	1 2	5-134QG	
	All Intermediate Shaft	Q	3 4	5-153QG*	1 2 3
	All Rear Shaft	Q	5 6	5-134QG	
F-250 Series 3/4 Ton Pick Up					
06-05	All Front Shaft	V	1 2 3	5-178QG*	2
	All Rear Shaft w/2 Joint Shaft	V	4 6	5-160QG*	2
	All Rear Shaft w/3 Joint Shaft	V	4 5 6	5-160QG*	2
	All Wheel Joints	V	7 8	5-332QG	2
04-02	All Front Shaft	V	1 2 3	5-178QG*	2
	All Rear Shaft w/2 Joint Shaft Exc. w/5.4L Engine	V	4 6	5-160QG*	2
	All Rear Shaft w/2 Joint Shaft w/5.4L Engine	V	4 6	5-178QG*	2
	All Rear Shaft w/3 Joint Shaft Under 156" Wheelbase	V	4 5	5-178QG*	2
	Exc. w/5.4L Engine	V	6	5-160QG*	2
	All Rear Shaft w/3 Joint Shaft Under 156" Wheelbase w/5.4L Engine	V	4 5 6	5-178QG*	2
	All Rear Shaft w/3 Joint Shaft Over 142" Wheelbase Exc. w/5.4L Engine	V	4 5 6	5-160QG*	2
	All Rear Shaft w/3 Joint Shaft Over 142" Wheelbase w/5.4L Engine	V	4 5 6	5-178QG*	2
01-99	All Wheel Joints	V	7 8	5-332QG	2
	All Front Shaft w/Super-Duty	V	1 2 3	5-213QG*	3
	All Rear Shaft w/Super-Duty and 5.4L Eng.	V	4 5 6	5-178QG*	2
	All Rear Shaft w/Super-Duty and 6.8L 7.3L Eng. w/ 137" and 142 W.B.	V	4 5	5-178QG*	2
	V	6	5-1206QG		
	All Rear Shaft w/Super-Duty over 156"WB and 6.8L, 7.3L Eng.	V	4 5 6	5-1206QG	

1. See Appendix A for U-Joint Kits Greaseable thru the Bearing Cup
 2. See Appendix B-C for U-Bolts and Straps

3. See Appendix D-E for CV Centering Yokes & Ball Seat Repair Kits
 4. Staked in place type U-Joints found on some models are non-replaceable

* Also available in Ultra Seal - See Page #5



Passenger Cars

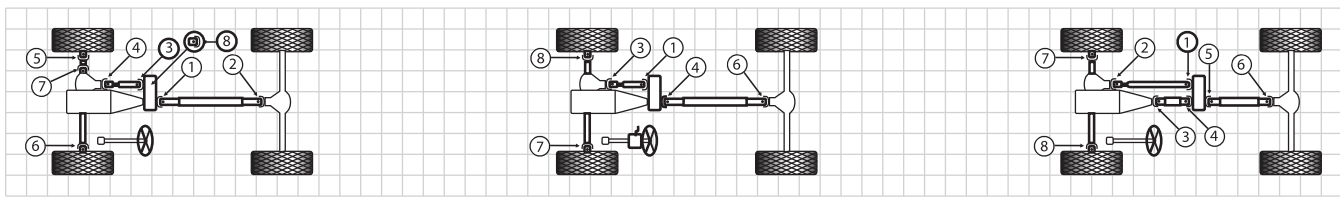


Figure J

Figure L

Figure Q

Two-Wheel Drive Trucks

Four-Wheel Drive Trucks

Appendix

Model & Year	Make	Figure	Position	Part No.	Notes
Ford (continued)					
F-250 Series 3/4 Ton Pick Up (continued)					
01-99	All Front Wheel Joints	V	7 8	5-332QG	
99-97	All Front Shaft (Except Super Duty)	U	1 3	5-213QG*	3
	All Rear Shaft (Except Super Duty)	U	4 5 6	5-178QG*	2
98-97	All Front Shaft w/ 7.3L or 7.5L Super Duty	U	1 3	5-1204QG	
	All Rear Shaft w/ 7.3L or 7.5L Super Duty	U	4 5 6	5-178QG*	2
	All Wheel Joints w/ Inside Lockup	U	7 8 9	5-297QG	1
	All Wheel Joints w/ Outside Lockup	U	7 8 9	5-178QG*	2
	All Front Shaft w/ Heavy Duty w/5.8L, 7.3L or 7.5L	U	1 3	5-1204QG	2
	All Rear Shaft w/ Heavy Duty w/5.8L w/2 Joint Shaft	U	4	5-213QG*	
		U	6	5-1204QG	2
		U	4 5	5-213QG*	
96-90	All Rear Shaft w/ Heavy Duty w/7.3L or 7.5L	U	4 5 6	5-178QG*	2
	All Front Wheel Joints w/Inside Lockup	U	7 8 9	5-297QG	
	All Front Wheel Joints w/Outside Lockup	U	7 8 9	5-178QG*	
	All Front Shaft	U	1 3	5-1204QG	
	All Rear Shaft	U	4 5 6	5-178QG*	2
	w/ Super Cab w/ 7.3L or 7.5L MT or AT w/ 3 Joint Shaft	U	4 5 6	5-178QG*	2
	All Rear Shaft Exc. Super Cab	U	4 6	5-178QG*	2
	w/ 7.3L or 7.5L & MT w/ 2 Joint Shaft	U	4	5-213QG*	3
	All Rear Shaft Exc. Super Cab	U	6	5-1204QG	
	w/ 7.3L or 7.5L w/ AT w/ 2 Joint Shaft	U	4 5	5-213QG*	3
89	All Rear Shaft w/ 5.8L Super Cab	U	4 5	5-213QG*	3
	Exc. 7.3L or 7.5L w/ MT w/ 3 Joint Shaft	U	6	5-1204QG	
	All Wheel Joints w/ Inside Lockup	U	7 8 9	5-297QG	1
	All Wheel Joints w/ Outside Lockup	U	7 8 9	5-178QG*	2
	All Front Shaft	U	1 3	5-1204QG	
	All Rear Shaft Exc. 5 Spd MT w/ 2 Joint Shaft	U	4	5-213QG*	3
		U	6	5-1204QG	
	All Rear Shaft Exc. 5 Spd MT w/ 3 Joint Shaft	U	4 5	5-213QG*	3
		U	6	5-1204QG	
	All Rear Shaft w/ HD 5 Spd MT w/ 2 Joint Shaft	U	4 6	5-178QG*	2
All Rear Shaft w/ HD 5 Spd MT w/ 3 Joint Shaft	U	4 5 6	5-178QG*	2	
	All Wheel Joints w/ Inside Lockup	U	7 8 9	5-297QG	1

1. See Appendix A for U-Joint Kits Greaseable thru the Bearing Cup
 2. See Appendix B-C for U-Bolts and Straps

3. See Appendix D-E for CV Centering Yokes & Ball Seat Repair Kits
 4. Staked in place type U-Joints found on some models are non-replaceable

* Also available in Ultra Seal - See Page #5

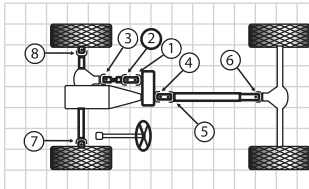


Figure T

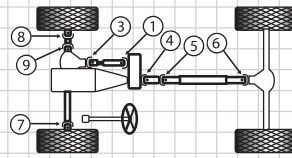


Figure U

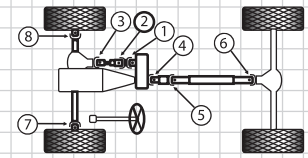


Figure V

Passenger Cars

Model & Year	Make	Figure	Position	Part No.	Notes
Ford (continued)					
F-250 Series 3/4 Ton Pick Up (continued)					
89	All Wheel Joints w/ Outside Lockup	U	7 8 9	5-178QG*	2
88	All Crew Cab w/ 5.8L Eng.	U	4 5	5-213QG*	3
		U	6	5-1204QG	
	All Crew Cab w/ 7.3L or 7.5L Eng.	U	4 5 6	5-178QG*	2
	All Front Shaft	U	1 3	5-1204QG	
	All Rear Shaft Exc. 5 Spd HD MT w/ 2 Joints	U	4	5-213QG*	3
		U	6	5-1204QG	
	All Rear Shaft Exc. 5 Spd HD MT w/ 3 Joints	U	4 5	5-213QG*	3
		U	6	5-1204QG	
	All Regular Cab w/ 4.9L or 5.8L Eng.	U	4	5-213QG*	3
		U	6	5-1204QG	
	All Regular cab w/ 7.3L or 7.5L Eng.	U	4 6	5-178QG*	2
	All Wheel Joints w/ Inside Lockup	U	7 8 9	5-297QG	1
	All Wheel Joints w/ Outside Lockup	U	7 8 9	5-178QG*	2
87	All Wheel Joints w/ Inside Lockup	U	7 8 9	5-297QG	1
	All Wheel Joints w/ Outside Lockup	U	7 8 9	5-178QG*	2
	All Front Shaft	U	1	5-213QG*	3
		U	3	5-1204QG	
	All Rear Shaft Crew Cab	U	4 6	5-1204QG	
		U	5	5-213QG*	3
	All Rear Shaft Regular Cab Exc. 5 Spd MT	U	4	5-213QG*	3
		U	6	5-1204QG	
	All Rear Shaft Regular Cab w/ 5 Spd MT	U	4 6	5-178QG*	2
86-84	All Front Shaft	U	1 3	5-1204QG	
	All Rear Shaft Crew Cab	U	4 6	5-1204QG	
		U	5	5-213QG*	3
	All Rear Shaft Exc. Crew Cab	U	4	5-213QG*	3
	All Rear Shaft Exc. Crew Cab	U	6	5-1204QG	
	All Wheel Joints w/ Inside Lockup	U	7 8 9	5-297QG	1
	All Wheel Joints w/ Outside Lockup	U	7 8 9	5-178QG*	2
83-82	All Front Shaft	U	1 3	5-1204QG	
	All Rear Shaft Crew Cab	U	4 6	5-1204QG	
		U	5	5-213QG*	3

Two-Wheel Drive Trucks

Four-Wheel Drive Trucks

Appendix

1. See Appendix A for U-Joint Kits Greaseable thru the Bearing Cup
 2. See Appendix B-C for U-Bolts and Straps

3. See Appendix D-E for CV Centering Yokes & Ball Seat Repair Kits

4. Staked in place type U-Joints found on some models are non-replaceable

* Also available in Ultra Seal - See Page #5



Passenger Cars

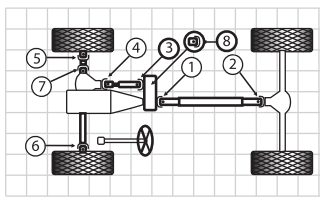


Figure J

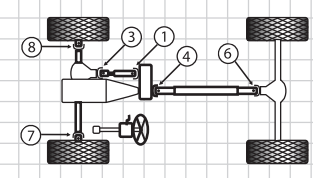


Figure L

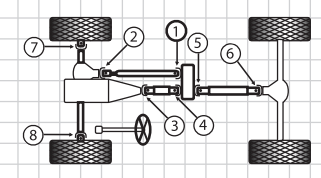


Figure Q

Two-Wheel Drive Trucks

Four-Wheel Drive Trucks

Model & Year	Make	Figure	Position	Part No.	Notes
Ford (continued)					
F-250 Series 3/4 Ton Pick Up (continued)					
83-82	All Rear Shaft Exc. Crew Cab	U	4 6	5-1204QG	
	All Wheel Joints w/ Inside Lockup	U	7 8 9	5-297QG	1
	All Wheel Joints w/ Outside Lockup	U	7 8 9	5-178QG*	2
81-80	All Rear Shaft Crew Cab	U	4	5-213QG*	3
		U	5 6	5-1204QG	
	All Front Shaft w/ 2 Lock Rings and 2 U-Bolts	U	1 3	5-1204QG	
	All Front Shaft w/ Outside Lockup	U	1 3	5-213QG*	3
	All Rear Shaft Exc. Crew Cab	U	4	5-213QG*	3
		U	6	5-1204QG	
	All Wheel Joints w/ Inside Lockup	U	7 8 9	5-297QG	1
	All Wheel Joints w/ Outside Lockup	U	7 8 9	5-178QG*	2
79	All Front Shaft	V	1 2	5-213QG*	3
		V	3	5-1204QG	
	All Rear Shaft Crew Cab	V	4 5	5-213QG*	3
		V	6	5-1204QG	
	All Rear Shaft Exc. Crew Cab	V	4	5-213QG*	3
		V	6	5-1204QG	
	All Wheel Joints w/ 1.188" Brg. Cup	V	7 8	5-297QG	1
	All Wheel Joints w/ 1.375" Brg. Cup	V	7 8	5-332QG	
78	All Front Shaft Pos. 1 is C.V w/ 2 U Joints	Q	1	5-433QG	1
		Q	2	5-213QG*	3
	All Intermediate Shaft w/ 3.219" O/S Lockup	Q	3 4	5-153QG*	1 2 3
	All Intermediate Shaft w/ 3.622" O/S Lockup	Q	3 4	5-213QG*	3
	All Rear Shaft	Q	5 6	5-213QG*	3
	All Wheel Joints Front Axle w/ 1.188" Brg. Cup	Q	7 8	5-297QG	1
	All Wheel Joints Front Axle w/ 1.375" Brg. Cup	Q	7 8	5-332QG	
	All w/ Full Time Transfer Case Front Shaft	Q	1	5-433QG	1
	Pos. 1 is a C.V. w/ 2 Joints	Q	2	5-153QG*	1 2 3
	All w/ Full Time Transfer Case Intermediate Shaft w/ 3.219" & 3.622" O/S Lockup	Q	3 4	5-134QG	
All w/ Full Time Transfer Case Intermediate Shaft w/ 3.622" O/S Lockup	Q	3 4	5-213QG*	3	

1. See Appendix A for U-Joint Kits Greaseable thru the Bearing Cup
 2. See Appendix B-C for U-Bolts and Straps

3. See Appendix D-E for CV Centering Yokes & Ball Seat Repair Kits
 4. Staked in place type U-Joints found on some models are non-replaceable

* Also available in Ultra Seal - See Page #5

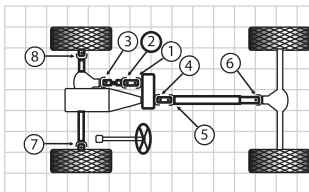


Figure T

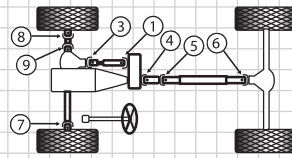


Figure U

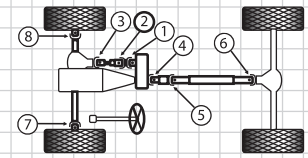


Figure V

Passenger Cars

Model & Year	Make	Figure	Position	Part No.	Notes
--------------	------	--------	----------	----------	-------

Ford (continued)

F-250 Series 3/4 Ton Pick Up (continued)

78	All w/ Full Time Transfer Case Rear Shaft	Q	5	5-433QG	1
	Position 5 is a C.V. 2 Joints	Q	6	5-153QG*	1 2 3
	All w/ Full Time Transfer Case Wheel Joints w/ Inside Lockup	Q	7 8	5-297QG	1
	All w/ Full Time Transfer Case Wheel Joints w/ Outside Lockup	Q	7 8	5-178QG*	2
77	All Front Shaft w/ Part Time Transfer Case	Q	1 2	5-134QG	
	All w/ Part Time Transfer Case Intermediate Shaft w/ 3.219" & 3.622" O/S Lockup	Q	3 4	5-134QG	
	All w/ Part Time Transfer Case Intermediate Shaft w/ 3.622" O/S Lockup	Q	3 4	5-213QG*	3
	All Rear Shaft w/ Part Time Transfer Case	Q	5 6	5-134QG	
	All w/ Part Time Transfer Case Wheel Joints w/ Inside Lockup	Q	7 8	5-297QG	1
	All w/ Part Time Transfer Case Wheel Joints w/ Outside Lockup	Q	7 8	5-178QG*	2
	All Front Shaft	Q	1	5-433QG	1
	w/ Full Time Transfer Case Pos. 1 is a C.V. w/ 2 Joints	Q	2	5-153QG*	1 2 3
	All w/ Full Time Transfer Case Intermediate Shaft w/ 3.219" & 3.622" O/S Lockup	Q	3 4	5-134QG	
	All w/ Full Time Transfer Case Intermediate Shaft w/ 3.622" O/S Lockup	Q	3 4	5-213QG*	3
	All Rear Shaft	Q	5	5-433QG	1
w/ Full Time Transfer Case Pos. 5 is a C.V. w/ 2 Joints	Q	6	5-153QG*	1 2 3	
	All w/ Full Time Transfer Case Wheel Joints w/ Inside Lockup	Q	7 8	5-297QG	1
	All w/ Full Time Transfer Case Wheel Joints w/ Outside Lockup	Q	7 8	5-178QG*	2
76-75	All Front Shaft w/ Full Time Transfer Case Pos. 1 is a C.V. w/ 2 Joints	Q	1	5-433QG	1
		Q	2	5-153QG*	1 2 3
	All Intermediate Shaft w/ Full Time Transfer Case	Q	3 4	5-134QG	
	All Rear Shaft	Q	5	5-433QG	1
	w/ Full Time Transfer Case Pos. 5 is a C.V. w/ 2 Joints	Q	6	5-153QG*	1 2 3
	All w/ Full Time Transfer Case Wheel Joints w/ Inside Lockup	Q	7 8	5-297QG	1
	All w/ Full Time Transfer Case Wheel Joints w/ Outside Lockup	Q	7 8	5-178QG*	2

Two-Wheel Drive Trucks

Four-Wheel Drive Trucks

Appendix

1. See Appendix A for U-Joint Kits Greaseable thru the Bearing Cup
 2. See Appendix B-C for U-Bolts and Straps

3. See Appendix D-E for CV Centering Yokes & Ball Seat Repair Kits

4. Staked in place type U-Joints found on some models are non-replaceable

* Also available in Ultra Seal - See Page #5

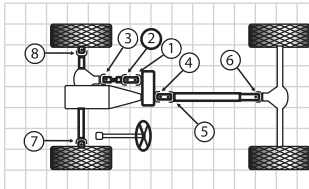


Figure T

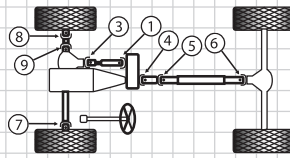


Figure U

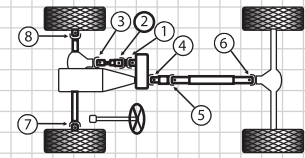


Figure V

Passenger Cars

Two-Wheel Drive Trucks

Four-Wheel Drive Trucks

Appendix

Model & Year	Make	Figure	Position	Part No.	Notes
Ford (continued)					
F-350 Series 1 Ton Pick Up (Includes Super Duty) (continued)					
04-99	All Rear Shaft w/Super Duty w/3 Joint Shaft Over 142" Wheelbase w/5.4L Engine	T	4 5 6	5-178QG*	2
	All Wheel Joints	T	7 8	5-332QG	
98-90	All Front Shaft	V	1 2	5-213QG*	3
		V	3	5-1204QG	
	All Rear Shaft 7.3L or 7.5L Eng. V8 w/ MT w/ 3 Joint Shaft	V	4 5 6	5-178QG*	2
	All Rear Shaft w/ 7.3L or 7.5L Eng. MT w/ 2 Joint Shaft	V	4 6	5-178QG*	2
	All Rear Shaft w/ 5.8L Eng. MT and all AT w/ 2 Joint Shaft	V	4	5-213QG*	3
		V	6	5-1204QG	
	All Rear Shaft Exc. 7.3L or 7.5L Eng. V8 w/ MT w/ 3 Joint Shaft	V	4 5	5-213QG*	3
		V	6	5-1204QG	
	All Wheel Joints	V	7 8	5-332QG	
89	All Front Shaft w/ AT	V	1 2	5-213QG*	3
		V	3	5-1204QG	
	All Front Shaft w/ MT	U	1	5-213QG*	3
		U	3	5-1204QG	
	All Rear Shaft w/ 2 Joints & 1.063" or 1.188" Brg.	V	4	5-213QG*	3
		V	6	5-1204QG	
	All Rear Shaft w/ 2 Joints and 1.188" Brg. Cup	V	4 6	5-178QG*	2
	All Rear Shafts w/ 3 Joints	V	4 5 6	5-178QG*	2
	All Wheel Joints	V	7 8	5-332QG	
88	All Front Shaft Exc. 5.8L Eng. w/ 5 Spd MT	V	1 2	5-213QG*	3
		V	3	5-1204QG	
	All Front Shaft w/ 5.8L Eng. w/ 5 Spd MT	V	2	5-3147QG*	2
		V	1	5-212QG	
	All Front Shaft w/ 5.8L Eng. & 5 Spd MT	V	3	5-1204QG	
	All Rear Shaft w/ 2 Joints & 1.063" or 1.125" Brg.	V	4	5-213QG*	3
		V	6	5-1204QG	
	All Rear Shaft w/ 2 Joints w/ 1.188" Brg. Cup	V	4 6	5-178QG*	2
	All Rear Shafts w/ 3 Joints	V	4 5 6	5-178QG*	2
	All Wheel Joints	V	7 8	5-332QG	
87	All Front Shaft Exc. New Process 4 Spd MT	V	1 2	5-213QG*	3
		V	3	5-1204QG	

1. See Appendix A for U-Joint Kits Greaseable thru the Bearing Cup
2. See Appendix B-C for U-Bolts and Straps

3. See Appendix D-E for CV Centering Yokes & Ball Seat Repair Kits

4. Staked in place type U-Joints found on some models are non-replaceable

* Also available in Ultra Seal - See Page #5



Passenger Cars

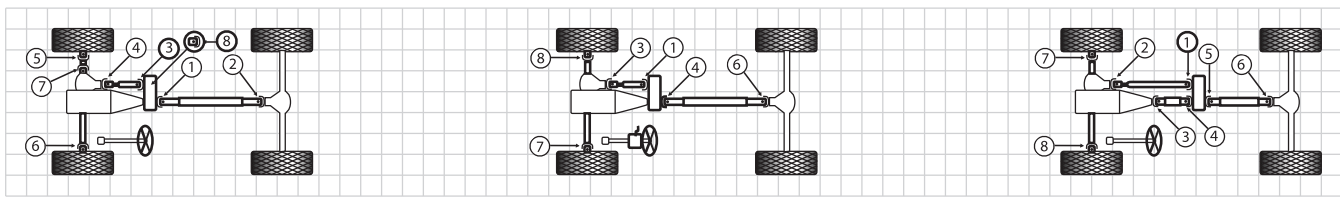


Figure J

Figure L

Figure Q

Two-Wheel Drive Trucks

Four-Wheel Drive Trucks

Appendix

Model & Year	Make	Figure	Position	Part No.	Notes
Ford (continued)					
F-350 Series 1 Ton Pick Up (Includes Super Duty) (continued)					
87	All Front Shaft w/ New Process 4 Spd MT	V	1	5-213QG*	3
		V	3	5-1204QG	
87	All Crew Cab w/ Full Time Transfer Case	V	4 6	5-1204QG	
		V	5	5-213QG*	3
	All Crew Cab w/ Part Time Transfer Case	V	4 5	5-213QG*	3
		V	6	5-1204QG	
	All Rear Shaft Exc. 5 Spd MT Regular Cab and Super Cab w/ Full Time Transfer Case	V	4 6	5-1204QG	
	All Rear Shaft Exc. 5 Spd MT Regular Cab and Super Cab w/ Part Time Transfer Case	V	4	5-213QG*	3
87	All Rear 5 Spd MT w/ 2 Joints	V	4 6	5-178QG*	2
	All Rear 5 Spd MT w/ 3 Joints	V	4 5 6	5-178QG*	2
	All Wheel Joints	V	7 8	5-332QG	
86	All Front Shaft	V	1 2	5-213QG*	3
		V	3	5-1204QG	
	All Rear Shaft Crew Cab	V	4 6	5-1204QG	
		V	5	5-213QG*	3
	All Rear Shaft Regular Cab & Super Cab	V	4 6	5-1204QG	
All Wheel Joints	V	7 8	5-332QG		
85	All Front Shaft w/ 2 Joint Monobeam Front Axle	V	1 3	5-213QG*	3
	All Front Shaft w/ 3 Joint IFS Front Axle	V	1 2 3	5-1204QG	
	All Rear Shaft Crew Cab	V	4 6	5-1204QG	
		V	5	5-213QG*	3
	All Rear Shaft Regular Cab & Super Cab	V	4 6	5-1204QG	
	All Wheel Joints For 2 Joints Monobeam Front Axle	V	7 8	5-332QG	
84-82	All Wheel Joints For 2 Joint IFS Front Axle	U	7 8 9	5-178QG*	2
		V	1 3	5-1204QG	
	All Front Shaft	V	1 3	5-1204QG	
		U	4 6	5-1204QG	
84-82	All Rear Shaft Crew Cab	U	4 6	5-1204QG	
		U	5	5-213QG*	3
	All Rear Shaft Regular Cab & Super Cab	U	4 6	5-1204QG	
81-80	All Wheel Joints	U	7 8 9	5-178QG*	2
		U	1	5-1204QG	
	All Front Shaft	U	3	5-213QG*	3

1. See Appendix A for U-Joint Kits Greaseable thru the Bearing Cup
 2. See Appendix B-C for U-Bolts and Straps

3. See Appendix D-E for CV Centering Yokes & Ball Seat Repair Kits
 4. Staked in place type U-Joints found on some models are non-replaceable

* Also available in Ultra Seal - See Page #5

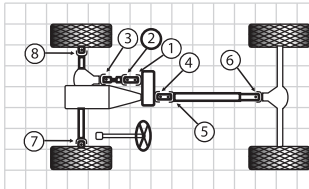


Figure T

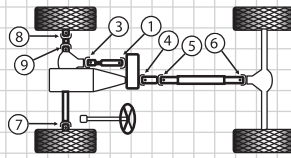


Figure U

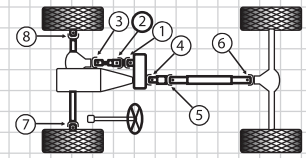


Figure V

Passenger Cars

Two-Wheel Drive Trucks

Four-Wheel Drive Trucks

Appendix

Model & Year	Make	Figure	Position	Part No.	Notes
Ford (continued)					
F-350 Series 1 Ton Pick Up (Includes Super Duty) (continued)					
81-80	All Rear Shaft	U	4	5-213QG*	3
		U	6	5-1204QG	
	All Wheel Joints w/ Inside Lockup	U	7 8 9	5-297QG	1
	All Wheel Joints w/ Outside Lockup	U	7 8 9	5-178QG*	2
79	All Front Shaft	V	1 2	5-213QG*	3
		V	3	5-1204QG	
	All Rear Shaft Crew Cab	V	4 5	5-213QG*	3
		V	6	5-1204QG	
	All Rear Shaft Regular Cab & Super Cab	V	4	5-213QG*	3
		V	6	5-1204QG	
	All Wheel Joints	V	7 8	5-332QG	
F-450 Super Duty Pick Up					
06-05	All Front Shaft	U	3	5-178QG*	2
	All Rear Shaft w/2 Joint Shaft	U	4 6	5-188QG*	2
	All Rear Shaft w/3 Joint Shaft	U	4 5 6	5-188QG*	
	All Rear Shaft w/4 Joint Shaft	U	4 5 6 7	5-188QG*	
	All Wheel Joints	U	7 8	N/A	
02-99	All Front Shaft	V	1 2 3	5-178QG*	2
	All Rear Shaft w/ 2 Joint Shaft	V	4 6	5-188QG*	2
	All Rear Shaft w/ 3 Joint Shaft	V	4 5 6	5-188QG*	2
	All Rear Shaft w/4 Joint Shaft	V	4 5 6 7	5-188QG*	
	All Wheel Joints	V	7 8	5-332QG	
F-550 Super Duty Pick Up					
06-05	All Front Shaft	V	3	5-178QG*	2
	All Rear Shaft w/2 Joint Shaft	V	4 6	5-188QG*	2
	All Rear Shaft w/3 Joint Shaft	V	4 5 6	5-188QG*	2
	All Rear Shaft w/4 Joint Shaft	V	4 5 6 7	5-188QG*	2
	All Wheel Joints	V	7 8	5-332QG	2
02-99	All Front Shaft	V	1 2 3	5-178QG*	2
	All Rear Shaft w/ 2 Joint Shaft	V	4 6	5-188QG*	2
	All Rear Shaft w/ 3 Joint Shaft	V	4 5 6	5-188QG*	2

1. See Appendix A for U-Joint Kits Greaseable thru the Bearing Cup
 2. See Appendix B-C for U-Bolts and Straps

3. See Appendix D-E for CV Centering Yokes & Ball Seat Repair Kits

4. Staked in place type U-Joints found on some models are non-replaceable

* Also available in Ultra Seal - See Page #5



Passenger Cars

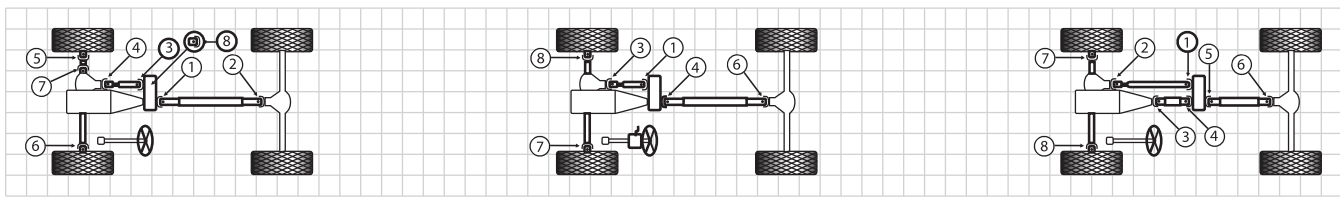


Figure J

Figure L

Figure Q

Two-Wheel Drive Trucks

Four-Wheel Drive Trucks

Appendix

Model & Year	Make	Figure	Position	Part No.	Notes
Ford (continued)					
F-550 Super Duty Pick Up (continued)					
02-99	All Rear Shaft w/4 Joint Shaft	V	4 5 6 7	5-188QG*	2
	All Wheel Joints	V	7 8	5-332QG	2
Ranger					
06-04	All Front Shaft	L	3	5-153QG*	2
	All Rear Shaft	L	4 6	5-213QG*	2
03-02	All Front Shaft	L	3	5-153QG*	2
	All Rear Shaft Exc. 118" Wheelbase	L	4 6	5-213QG*	2
	All Rear Shaft w/118" Wheelbase	L	4 6	5-1204QG	2
01-98	All Front Shaft	V	1 3	5-153QG*	1 2 3
	All Rear Shaft 2 Joint Shaft	V	4 6	5-213QG*	3
	All Rear Shaft 3 Joint Shaft	V	4 5 6	5-213QG*	3
97-90	All Front Shaft	V	1 2	5-433QG	1
		V	3	5-153QG*	1 2 3
	All Rear Shaft 2 Joint Shaft	V	4 6	5-153QG*	1 2 3
	All Rear Shaft 3 Joint Shaft	V	4 5 6	5-153QG*	1 2 3
	All Wheel Joints w/ 1.063" Brg. Cup	U	7 8 9	5-456QG	
	All Wheel Joints w/ 1.188" Brg. Cup	U	7 8 9	5-297QG	1
89	All Front Shaft w/ 1.063" Brg. Cup	U	1 3	5-443QG	3
	All Front Shaft w/ 1.063" Brg. Cup w/ Inside & Outside Lockup	U	1 3	5-153QG*	
	All Front Wheel Joints	U	7 8 9	5-456QG	
	All Rear Shaft	U	4 6	5-443QG	3
88	All Front Wheel Joints	U	7 8 9	5-456QG	
	All Front Shaft Exc. STX Package	U	1 3	5-153QG*	
	All Front Shaft w/ STX Package	U	1 3	5-443QG	3
	All Rear Shaft w/ 108" W.B.	U	4 5 6	5-443QG	3
	All Rear Shaft w/ 114" W.B.	U	4 6	5-443QG	3
	All Rear Shaft w/ 125" W.B.	U	4 6	5-443QG	3
	All Rear Shaft w/ 125" W.B.	U	4 5 6	5-443QG	3
87	All Front Shaft Exc. STX Package	U	1 3	5-153QG*	
	All Front Shaft w/ STX Package	U	1 3	5-443QG	3
	All Rear Shaft w/ 108" W.B.	U	4 5 6	5-443QG	3
	All Rear Shaft w/ 114" or 125" W.B.	U	4 6	5-443QG	3

1. See Appendix A for U-Joint Kits Greaseable thru the Bearing Cup
 2. See Appendix B-C for U-Bolts and Straps
 3. See Appendix D-E for CV Centering Yokes & Ball Seat Repair Kits
 4. Staked in place type U-Joints found on some models are non-replaceable
 * Also available in Ultra Seal - See Page #5

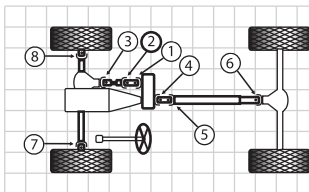


Figure T

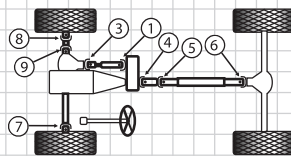


Figure U

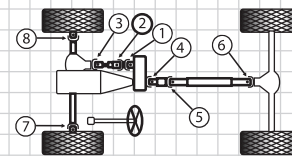


Figure V

Passenger Cars

Two-Wheel Drive Trucks

Four-Wheel Drive Trucks

Appendix

Model & Year	Make	Figure	Position	Part No.	Notes
Ford (continued)					
Ranger (continued)					
87	All Front Wheel Joints	U	7 8 9	5-456QG	
86	All Front Shaft	U	1 3	5-153QG*	
	All Rear Shaft w/ 108" or 114" W.B.	U	4 6	5-443QG	3
	All Rear Shaft w/ 125" W.B Exc. 5 Spd MT	U	4 6	5-443QG	3
	All Rear Shaft w/ 125" W.B. w/ 5 Spd MT	U	4	5-213QG*	3
		U	6	5-1204QG	
	All Front Wheel Joints	U	7 8 9	5-456QG	
85	All Front Wheel Joints	U	7 8 9	5-456QG	
	All Front Shaft	U	1 3	5-153QG*	
	All Rear Shaft on 108" W.B.	U	4 5 6	5-443QG	3
	All Rear Shaft on 114" W.B.	U	4 6	5-443QG	3
84-83	All Front Shaft w/ 4 Spd MT or AT	U	1 3	5-153QG*	
	All Front Shaft w/ 5 Spd MT	U	1	5-443QG	3
		U	3	5-153QG*	
	All Rear Shaft on 108" W.B.	U	4 5 6	5-443QG	3
	All Rear Shaft on 114" W.B.	U	4 6	5-443QG	3
	All Front Wheel Joints	U	7 8 9	5-456QG	
Geo					
Tracker					
98-89	All Front Shaft	L	1 3	5-1503QG	
	All Rear Shaft	L	4 6	5-1503QG	
GMC					
Canyon					
06-04	All Front Shaft	L	3	5-153QG*	2
	All Rear Shaft	L	4	5-213QG*	
		L	6	5-212QG	
Envoy					
06-02	All Front Shaft	L	3	N/A	
	All Rear Shaft	L	4 6	5-3147QG*	2

1. See Appendix A for U-Joint Kits Greaseable thru the Bearing Cup
 2. See Appendix B-C for U-Bolts and Straps

3. See Appendix D-E for CV Centering Yokes & Ball Seat Repair Kits

4. Staked in place type U-Joints found on some models are non-replaceable

* Also available in Ultra Seal - See Page #5



Passenger Cars

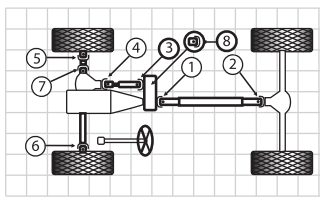


Figure J

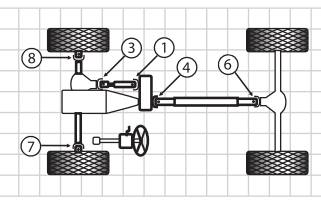


Figure L

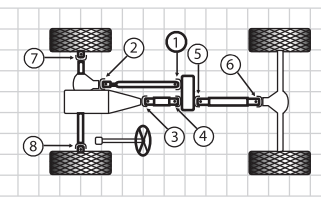


Figure Q

Two-Wheel Drive Trucks

Four-Wheel Drive Trucks

Appendix

Model & Year	Make	Figure	Position	Part No.	Notes
--------------	------	--------	----------	----------	-------

GMC (continued)

Jimmy (Full Size)/Yukon and Denali

06-00	All Front Shaft	L	1 3	5-3147QG*	2
	All Rear Shaft	L	4 6	5-3147QG*	2
99-92	All Full Size Front Shaft w/ Turbo Diesel	L	1	5-213QG*	3
	All Full Size Front Shaft Exc. Turbo Diesel	L	3	5-212QG	
91-82	All Full Size Rear Shaft	L	4 6	5-3147QG*	2
	All Full Size Front Shaft	T	1 2	5-3147QG*	2
	All Full Size Rear Shaft Exc. 4 Spd MT	T	4 6	5-3147QG*	2
	All Full Size Rear Shaft w/ 4 Spd MT	T	4 6	5-178QG*	2
81-79	All Full Size Wheel Joints	T	7 8	5-297QG	1
	All Full Size Front Shaft	T	1 2	5-3147QG*	2
	All Full Size Rear Shaft	T	4 6	5-153QG*	1 2 3
78-72	All Full Size Wheel Joints	T	7 8	5-297QG	1
	All Full Size Front Shaft	T	1 2 3	5-153QG*	1 2 3
	All Full Size Front Shaft w/ Inside Lockup	T	1 2	5-3147QG*	2
	All Full Size Front Shaft w/ Outside Lockup	T	1 2	5-153QG*	1 2 3
71-69	All Full Size Rear Shaft	T	4 6	5-153QG*	1 2 3
	All Full Size Wheel Joints	T	7 8	5-297QG	1
	All Front Shaft	T	1 2	5-433QG	1
	All Rear Shaft	T	3	5-153QG*	1 2 3
	All Full Size Wheel Joints	T	4 6	5-153QG*	1 2 3
	All Full Size Wheel Joints	T	7 8	5-260QG	

K15 and K1500 Series - 1/2 Ton Pick Up and Suburban

99-94	Suburban Front Shaft Exc. Turbo Diesel	L	1 3	5-3147QG*	2
	Suburban Front Shaft w/ Turbo Diesel	L	1	5-213QG*	3
		L	3	5-212QG	
	Suburban Rear Shaft w/ MT	L	4 6	5-178QG*	2
	Suburban Rear Shaft w/ AT	L	4 6	5-3147QG*	2
99-92	Pick Up Front Shaft Exc. Turbo Diesel	U	1 3	5-3147QG*	2

1. See Appendix A for U-Joint Kits Greaseable thru the Bearing Cup
 2. See Appendix B-C for U-Bolts and Straps

3. See Appendix D-E for CV Centering Yokes & Ball Seat Repair Kits
 4. Staked in place type U-Joints found on some models are non-replaceable

* Also available in Ultra Seal - See Page #5

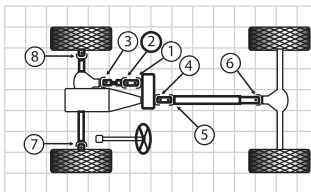


Figure T

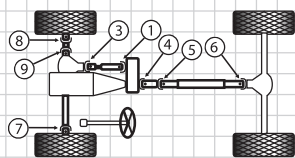


Figure U

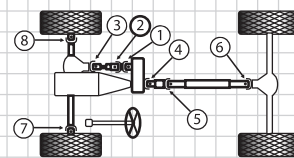


Figure V

Passenger Cars

Model & Year	Make	Figure	Position	Part No.	Notes
GMC (continued)					
K15 and K1500 Series - 1/2 Ton Pick Up and Suburban (continued)					
99-92	Pick Up Front Shaft w/ Turbo Diesel	U	1	5-213QG*	3
		U	3	5-212QG	
	Pick Up (Regular Cab) Rear Shaft Exc. MW3 and MT8 H.D. 5 Spd MT w/ Inside Lockup	U	4 6	5-3147QG*	2
	Pick Up (Regular Cab) Rear Shaft MW3 and MT8 H.D. 5 Spd MT w/ Outside Lockup	U	4 6	5-178QG*	2
	Pick Up (Extended Cab) w/ 2 Joint Rear Shaft Exc. HeavyDuty Chassis and MT8 5 Spd MT	U	4	5-213QG*	3
		U	6	5-212QG	
	Pick Up (Extended Cab) w/ 2 Joint Rear Shaft w/ HeavyDuty Chassis or MT8 5 Spd MT	U	4 6	5-178QG*	2
	Pick Up (Extended Cab) w/3 Joint Rear Shaft Exc. HeavyDuty Chassis and MT8 5 Spd MT	U	4 5	5-213QG*	3
		U	6	5-212QG	
	Pick Up (Extended Cab) w/3 Joint Rear Shaft w/ HeavyDuty Chassis or MT8 5 Spd MT	U	4 5 6	5-178QG*	2
93-92	Suburban Front Shaft	L	1 3	5-3147QG*	2
	Suburban Rear Shaft	L	4 6	5-3147QG*	2
91-88	Pick Up Front w/ AT	U	1 3	5-3147QG*	2
	Pick Up Front Shaft w/ MT	U	1	5-213QG*	3
		U	3	5-212QG	
	Pick Up Rear Shaft Extended Cab Exc. 4 Spd (M20) MT	U	4 5	5-213QG*	3
		U	6	5-212QG	
	Pick Up Rear Shaft Extended Cab w/ 4 Spd (M20) MT	U	4 5 6	5-178QG*	2
	Pick Up Rear Shaft Regular Cab Exc. 4 Spd (M20) MT	U	4 6	5-3147QG*	2
	Pick Up Rear Shaft Regular Cab w/ 4 Spd (M20) MT	U	4 6	5-178QG*	2
	Suburban Front Shaft	V	1 2	5-3147QG*	2
		V	3	5-153QG*	1 2 3
	Suburban Rear Shaft Exc. 4 Spd MT	V	4 6	5-3147QG*	2
	Suburban Rear Shaft w/ 4 Spd MT	V	4 6	5-178QG*	2
	Suburban Wheel Joints	V	7 8	5-297QG	1
	87-82	All Front Shaft	V	2	5-3147QG*
		V	3	5-153QG*	2 3
	All Rear Shaft w/ Inside Lockup	V	4 6	5-3147QG*	2
	All Rear Shaft w/ Outside Lockup	V	4 6	5-178QG*	2
	All Wheel Joints	V	7 8	5-297QG	1

Two-Wheel Drive Trucks

Four-Wheel Drive Trucks

Appendix

1. See Appendix A for U-Joint Kits Greaseable thru the Bearing Cup
2. See Appendix B-C for U-Bolts and Straps

3. See Appendix D-E for CV Centering Yokes & Ball Seat Repair Kits

4. Staked in place type U-Joints found on some models are non-replaceable

* Also available in Ultra Seal - See Page #5

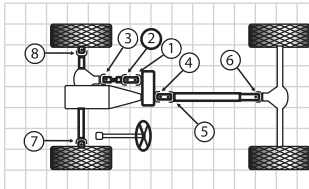


Figure T

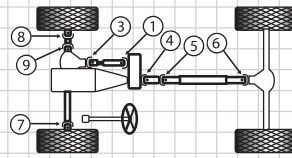


Figure U

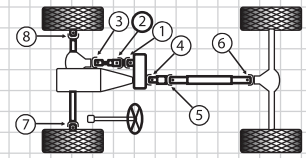


Figure V

Passenger Cars

Model & Year	Make	Figure	Position	Part No.	Notes	
GMC (continued)						
K25 and K2500 Series - 3/4 Ton Pick Up and Suburban (continued)						
91-88	Pick Up w/ 2 Joint Rear Shaft	L	4 6	5-178QG*	2	
	Pick Up w/ 3 Joint Rear Shaft	L	4 5 6	5-178QG*	2	
	Suburban Front Shaft	V	1 2	5-3147QG*	2	
		V	3	5-153QG*	1 2 3	
	Suburban Rear Shaft	V	4 6	5-178QG*	2	
	Suburban Wheel Joints	V	7 8	5-297QG	1	
	87-82	All Front Shaft	V	1 2	5-3147QG*	2
			V	3	5-153QG*	1 2 3
	All Rear Shaft	V	4 6	5-178QG*	2	
	All Wheel Joints	V	7 8	5-297QG	1	
	81-79	All Front Shaft	V	1 2	5-3147QG*	2
		V	3	5-153QG*	1 2 3	
All Rear Shaft w/ 2 joints		V	4	5-153QG*	1 2 3	
		V	6	5-178QG*	2	
	All Rear Shaft w/ 3 Joints	V	4 5 6	5-178QG*	2	
	All Wheel Joints	V	7 8	5-297QG	1	
78-77	All Front Shaft w/ Inside Lockup	V	1 2	5-3147QG*	2	
		V	3	5-153QG*	1	
	All Front Shaft w/ Outside Lockup	V	1 2	5-153QG*	1 2 3	
		V	3	5-153QG*	1 2 3	
	All Rear Shaft w/ 2 Joints	V	4	5-153QG*	1 2 3	
		V	6	5-178QG*	2	
	All Rear Shaft w/ 3 Joints	V	4 5 6	5-178QG*	2	
	All Wheel Joints	V	7 8	5-297QG	1	
	76-75	All Front Shaft	V	1 2	5-433QG	1
		V	3	5-153QG*	1 2 3	
All Rear Shaft w/ Full Time Transfer Case		V	4 6	5-153QG*	1 2 3	
	All Rear Shaft w/ Part Time Transfer Case w/ 2 Joints	V	4 6	5-178QG*	2	
	All Rear Shaft w/ Part Time Transfer Case w/ 3 Joints	V	4 5 6	5-178QG*	2	
	All Front Wheel Joints	V	7 8	5-297QG	1	
74-70	All Front Shaft w/ 1.063" Brg. Cup	Q	1 2	5-153QG*	1 2 3	
	All Front Shaft w/ 1.188" Brg. Cup	Q	1 2	5-178QG*	2	
	All Intermediate Shaft w/ 1.063" Brg. Cup	Q	3 4	5-153QG*	1 2 3	

Two-Wheel Drive Trucks

Four-Wheel Drive Trucks

Appendix

1. See Appendix A for U-Joint Kits Greaseable thru the Bearing Cup
 2. See Appendix B-C for U-Bolts and Straps

3. See Appendix D-E for CV Centering Yokes & Ball Seat Repair Kits

4. Staked in place type U-Joints found on some models are non-replaceable

* Also available in Ultra Seal - See Page #5



Passenger Cars

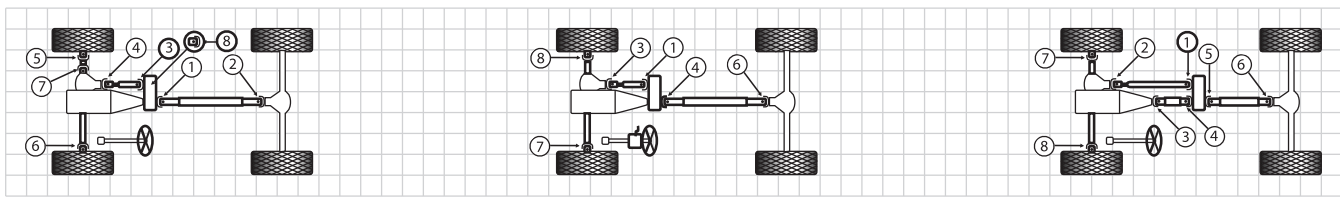


Figure J

Figure L

Figure Q

Two-Wheel Drive Trucks

Four-Wheel Drive Trucks

Model & Year	Make	Figure	Position	Part No.	Notes
GMC (continued)					
K25 and K2500 Series - 3/4 Ton Pick Up and Suburban (continued)					
74-70	All Intermediate Shaft w/ 1.188" Brg. Cup	Q	3 4	5-178QG*	2
	All Rear Shaft w/ 1.063" Brg. Cup	Q	5 6	5-153QG*	1 2 3
	All Rear Shaft w/ 1.188" Brg. Cup	Q	5 6	5-178QG*	2
	All Wheel Joints - '71-'70	Q	7 8	5-260QG	
	All Wheel Joints - '74-'72	Q	7 8	5-297QG	1
69	All Front Shaft	Q	1 2	5-153QG*	1 2 3
	All Intermediate Shaft	Q	3 4	5-153QG*	1 2 3
	All Rear Shaft	Q	5 6	5-153QG*	1 2 3
	All Wheel Joints w/ Inside Lockup	Q	7 8	5-260QG	
68-61	All Wheel Joints w/ Outside Lockup	Q	7 8	5-178QG*	2
	All Front Shaft	Q	1 2	5-153QG*	1 2 3
	All Intermediate Shaft w/ 3 Spd MT	Q	3 4	5-153QG*	1 2 3
	All Intermediate Shaft w/ 4 Spd MT	Q	3	5-178QG*	2
	All Intermediate Shaft w/ 4 Spd MT	Q	4	5-153QG*	1 2 3
	All Rear Shaft	Q	5 6	5-178QG*	2
	All Wheel Joints w/ Outside Lockup	Q	7 8	5-178QG*	2
All Wheel Joints w/ Inside Lockup	Q	7 8	5-260QG		
K35 and K3500 Series 1 Ton Pick Up and Cab Chassis					
00-92	All Front Shaft	U	1 3	5-3147QG*	2
	All w/2 Joint Rear Shaft	U	4 6	5-178QG*	2
	All w/3 Joint Rear Shaft	U	4 5 6	5-178QG*	2
	All Chassis Cab	U	4 5 6	5-1206QG	
91-80	2 Door Pick Up & Chassis Cab K Series Front Shaft w/ AT exc. Dual Rear Wheels	L	1 3	5-3147QG*	2
	2 Door Pick Up & Chassis Cab K Series Front Shaft w/ MT or AT w/ Dual Rear Wheels	L	1	5-213QG*	3
		L	3	5-212QG	
	2 Door Pick Up & Chassis Cab K Series Rear Shaft w/ 135" W.B.	L	4 5	5-178QG*	2
		V	3	5-153QG*	1 2 3
	2 Door Pick Up & Chassis Cab K Series Rear Shaft w/ 155.5" W.B.	L	4 5 6	5-178QG*	2
4 Door Pick Up & Chassis Cab V Series Front Shaft	V	1 2	5-3147QG*	2	
	V	3	5-153QG*	1 2 3	

1. See Appendix A for U-Joint Kits Greaseable thru the Bearing Cup
 2. See Appendix B-C for U-Bolts and Straps

3. See Appendix D-E for CV Centering Yokes & Ball Seat Repair Kits
 4. Staked in place type U-Joints found on some models are non-replaceable

* Also available in Ultra Seal - See Page #5

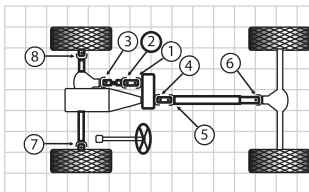


Figure T

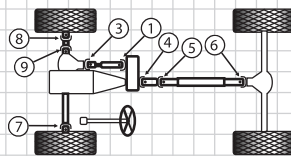


Figure U

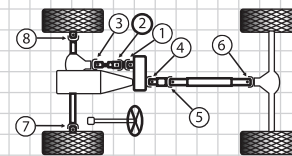


Figure V

Passenger Cars

Model & Year	Make	Figure	Position	Part No.	Notes
GMC (continued)					
K35 and K3500 Series 1 Ton Pick Up and Cab Chassis (continued)					
91-80	4 Door Pick Up & Chassis Cab V Series Rear Shaft w/ 131.5" W.B.	V	4 5	5-178QG*	2
	4 Door Pick Up & Chassis Cab V Series Rear Shaft w/ 135.5", 159.5" or 164.5" W. B.	V	4 5 6	5-178QG*	2
	4 Door Pick Up & Chassis Cab V Series Wheel Joints	V	7 8	5-332QG	
79	All Front Shaft	V	1 2	5-153QG*	1 2 3
		V	3	5-178QG*	2
	All Rear Shaft w/ AT	V	4	5-153QG*	1 2 3
		V	5 6	5-178QG*	2
	All Rear Shaft w/ MT	V	4 5 6	5-178QG*	2
	All Wheel Joints	V	7 8	5-332QG	
78-77	All Front Shaft	L	1 3	5-153QG*	1 2 3
	All Rear Shaft	L	4 5 6	5-178QG*	2
	All Wheel Joints	L	7 8	5-332QG	
S-15 Series Jimmy, Sonoma and Pick Up					
04-02	All Front Shaft	L	3	5-350QG	
	All Rear Shaft	L	4 6	5-3147QG*	
01-95	All Front Shaft	L	1 3	N/A	
	All Regular cab	L	4 6	5-3147QG*	2
	All Regular Cab w/ Sport Option	L	4 6	5-178QG*	2
	All Extended Cab	U	4 5 6	5-3147QG*	2
94-88	All Front Shaft w/ Screw On Slip Yoke Seal	U	1 3	N/A	
	All Front Shaft w/ Press On Slip Yoke Seal	U	1 3	5-153QG*	1 2 3
	All Regular Cab w/ 2 Joint Rear Shaft	U	4 6	5-3147QG*	2
	All Extended Cab w/ 2 Joint Rear Shaft	U	4	5-213QG*	3
		U	6	5-212QG	
	All w/ 3 Joint Rear Shaft	U	4 5 6	5-3147QG*	2
87-83	All Front Shaft	U	1 3	N/A	
	All Jimmy & Short Bed Pick Up	U	4 6	5-3147QG*	2
	All Long Bed and Maxicab	U	4 5 6	5-3147QG*	2
Safari Van					
05-04	All Front Shaft	L	1 2	5-350QG	
	All Rear Shaft	L	4 6	5-3147QG*	

Two-Wheel Drive Trucks

Four-Wheel Drive Trucks

Appendix

1. See Appendix A for U-Joint Kits Greaseable thru the Bearing Cup
2. See Appendix B-C for U-Bolts and Straps

3. See Appendix D-E for CV Centering Yokes & Ball Seat Repair Kits

4. Staked in place type U-Joints found on some models are non-replaceable

* Also available in Ultra Seal - See Page #5



Passenger Cars

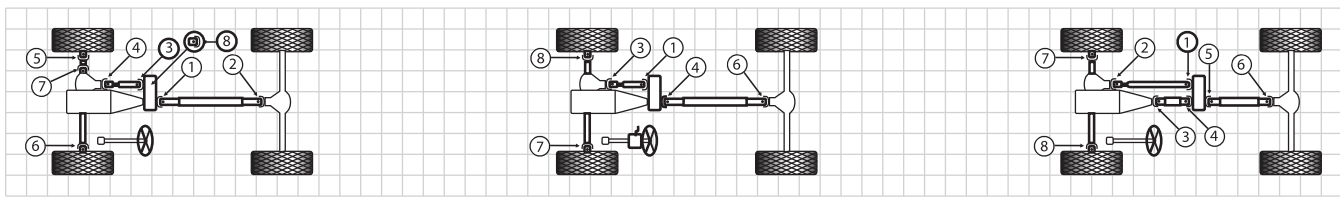


Figure J

Figure L

Figure Q

Two-Wheel Drive Trucks

Four-Wheel Drive Trucks

Appendix

Model & Year	Make	Figure	Position	Part No.	Notes
GMC (continued)					
Safari Van (continued)					
03-90	All Front Shaft	L	1 2	5-350QG	
	All Rear Shaft	L	4	5-3147QG*	
01-90	All w/ All Wheel Drive Rear Shaft	L	6	5-178QG*	
		L	4	5-3147QG*	2
Savana 1500 - 1/2 Ton Van					
06-02	All Front Shaft	L	1 3	5-3147QG*	2
	All Rear Shaft	L	4 6	5-3147QG*	2
05-03	All Front Shaft	L	1 3	5-3147QG*	2
	All Rear Shaft	L	4 6	5-178QG*	2
Savana 2500 - 3/4 Ton Van					
06-03	All Front Shaft	L	1 3	5-3147QG*	
	All Rear Shaft	L	4 6	5-3147QG*	
Sierra - 1/2 Ton Pick Up and Denali					
06	All Front Shaft	L	3	5-3147QG*	2
	All w/119" and 133" Wheelbase w/2 Joint Rear Shaft	L	4 6	5-178QG*	2
	All w/143.5" Wheelbase w/2 Joint Rear Shaft	L	4 6	5-178QG*	2
	All w/157.5" Wheelbase w/3 Joint Rear Shaft	V	4 5 6	5-178QG*	2
05	All Front Shaft	L	1 3	5-3147QG*	2
	All w/119" and 133" Wheelbase w/2 Joint Rear Shaft	L	4 6	5-3147QG*	2
	All w/157.5 and 143.5" Wheelbase Exc. 4Wheel Steering w/2 Joint Rear Shaft	L	4	5-213QG*	
	All w/157.5 and 143.5" Wheelbase w/4 Wheel Steering w/2 Joint Rear Shaft	L	6	5-212QG	2
04-02	All w/157.5 and 143.5" Wheelbase w/4 Wheel Steering w/2 Joint Rear Shaft	L	4 6	5-178QG*	
	All w/157.5" Wheelbase w/3 Joint Rear Shaft	V	4 5 6	5-178QG*	2
	All Front Shaft	L	1 3	5-3147QG*	2
	All w/119" and 133" Wheelbase w/2 Joint Rear Shaft	L	4 6	5-3147QG*	2
04-02	All w/157.5 and 143.5" Wheelbase Exc. Crew Cab and Exc. 4Wheel Steering w/3 Joint Rear Shaft	L	4 5	5-213QG*	
	All w/157.5 and 143.5" Wheelbase Exc. Crew Cab and Exc. 4Wheel Steering w/3 Joint Rear Shaft	L	6	5-212QG	2
	All w/143.5" Wheelbase w/Crew Cab w/3 Joint Rear Shaft	V	4 5 6	5-178QG*	2
	All w/143.5" Wheelbase w/4Wheel Steering w/3 Joint Rear Shaft	V	4 5 6	5-178QG*	2

1. See Appendix A for U-Joint Kits Greaseable thru the Bearing Cup
 2. See Appendix B-C for U-Bolts and Straps

3. See Appendix D-E for CV Centering Yokes & Ball Seat Repair Kits
 4. Staked in place type U-Joints found on some models are non-replaceable

* Also available in Ultra Seal - See Page #5

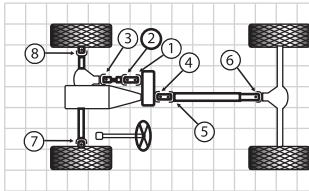


Figure T

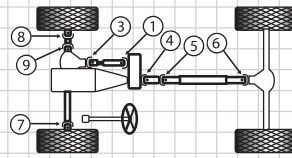


Figure U

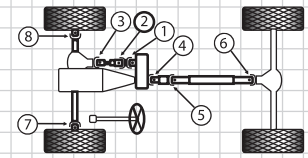


Figure V

Passenger Cars

Model & Year	Make	Figure	Position	Part No.	Notes
GMC (continued)					
Sierra - 1/2 Ton Pick Up and Denali (continued)					
01-99	Pick Up (Regular Cab) Front Shaft w/ Inside Lockup	L	1 3	5-3147QG*	2
	Pick Up (Regular Cab) Front Shaft w/ Outside Lockup	L	1	5-213QG*	3
		L	3	5-212QG	
	Pick Up (Regular Cab) w/ 2 Joint Rear Shaft	L	4 6	5-3147QG*	2
	Pick Up (Extended Cab) Front Shaft w/ Inside Lockup	L	1 3	5-3147QG*	2
	Pick Up (Extended Cab) Front Shaft w/ Outside Lockup	L	1	5-213QG*	3
		L	3	5-212QG	
	Pick Up (Extended Cab Short Bed) w/ 2 Joint Aluminum DriveShaft	L	4	5-213QG*	3
		L	6	5-212QG	
	Pick Up (Extended Cab Short Bed) w/ 2 Joint Steel Driveshaft	L	4	5-213QG*	3
		L	6	5-212QG	
	Pick Up (Extended Cab Long Bed) w/ 3 Joint Driveshaft	U	4 5	5-213QG*	3
		U	6	5-212QG	
Sierra 1500 HD - 1/2 Ton Pick Up					
06-05	All Front Shaft	L	1 3	5-3147QG*	2
	All Rear Shaft w/3 Joint Shaft	U	4 5 6	5-178QG*	2
03-02	All Front Shaft	L	1 3	5-3147QG*	2
	All Rear Shaft w/3 Joint Shaft	U	4 5 6	5-178QG*	2
01	All Front Shaft	L	1 3	5-3147QG*	2
	All Rear Shaft w/ 2 Joint Shaft	L	4 6	5-178QG*	2
	All Rear Shaft w/ 3 Joint Shaft	U	4 5 6	5-178QG*	2
Sierra 2500 - 3/4 Ton Pick Up					
04-02	All Front Shaft	L	1 3	5-3147QG*	2
	All Exc. 133" Wheelbase w/2 Joint Rear Shaft	L	4 6	5-160QG*	2
	All w/133" Wheelbase w/2 Joint Rear Shaft	L	4 6	5-160QG*	2
01-99	Pick Up All Front Shaft	L	1 3	5-3147QG*	2
	Pick Up All w/ 2 Joint Rear Shaft	U	4 6	5-178QG*	2
	Pick Up All w/ 3 Joint Rear Shaft	U	4 5 6	5-178QG*	2
Sierra 2500 HD - 3/4 Ton Pick Up					
06-05	All Front Shaft	L	1 3	5-3147QG*	2

Two-Wheel Drive Trucks

Four-Wheel Drive Trucks

Appendix

1. See Appendix A for U-Joint Kits Greaseable thru the Bearing Cup
 2. See Appendix B-C for U-Bolts and Straps

3. See Appendix D-E for CV Centering Yokes & Ball Seat Repair Kits

4. Staked in place type U-Joints found on some models are non-replaceable

* Also available in Ultra Seal - See Page #5



Passenger Cars

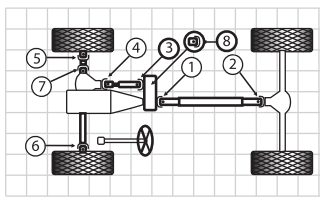


Figure J

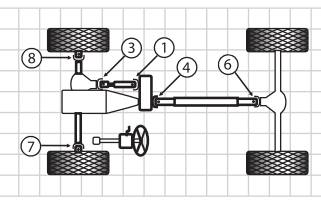


Figure L

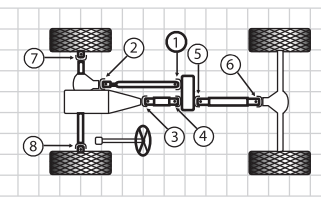


Figure Q

Two-Wheel Drive Trucks

Four-Wheel Drive Trucks

Appendix

Model & Year	Make	Figure	Position	Part No.	Notes
GMC (continued)					
Sierra 2500 HD - 3/4 Ton Pick Up (continued)					
06-05	All w/2 Joint Rear Shaft Exc. w/133" Wheelbase	L	4 6	5-160QG*	2
	All w/2 Joint Rear Shaft w/133" Wheelbase Exc. w/6.6 or 8.1 Liter Engine	L	4 6	5-160QG*	
	All w/2 Joint Rear Shaft w/133" Wheelbase w/6.6 or 8.1 Liter Engine	L	4 6	5-188QG*	
	All w/3 Joint Rear Shaft w/Auto Trans.	U	4 5 6	5-160QG*	
	All w/3 Joint Rear Shaft w/Manual Trans.	U	4 5 6	5-188QG*	2
04-02	All Front Shaft	L	1 3	5-3147QG*	2
	All w/2 Joint Rear Shaft Exc. 133" Wheelbase and Exc. 143.5" Wheelbase w/Auto Trans.	L	4 6	5-160QG*	2
	All w/2 Joint Rear Shaft w/133" Wheelbase	L	4 6	5-178QG*	2
02-01	All w/2 Joint Rear Shaft w/143.5" Wheelbase w/Auto Trans.	L	4 6	5-178QG*	2
	All Front Shaft	L	1 3	5-3147QG*	2
	All Rear Shaft w/ 2 Joint Shaft	L	4 6	5-1206QG	
	All Rear Shaft w/ 3 Joint Shaft	U	4 5 6	5-1206QG	
Sierra 3500 - 1 Ton Pick Up and Cab Chassis					
06-05	All Front Shaft	L	1 3	5-3147QG*	2
	All w/2 Joint Rear Shaft Exc. w/133" Wheelbase	L	4 6	5-160QG*	2
	All w/2 Joint Rear Shaft w/133" Wheelbase Exc. w/6.6 or 8.1 Liter Engine	L	4 6	5-160QG*	2
	All w/2 Joint Rear Shaft w/133" Wheelbase w/6.6 or 8.1 Liter Engine	L	4 6	5-188QG*	2
	All w/3 Joint Rear Shaft w/Auto Trans.	U	4 5 6	5-160QG*	2
	All w/3 Joint Rear Shaft w/Manual Trans.	U	4 5 6	5-188QG*	2
04-02	All Front Shaft	L	1 3	5-3147QG*	2
	All w/2 Joint Rear Shaft Exc. 133" Wheelbase w/Alison Trans. or 137" Wheelbase	L	4 6	5-160QG*	2
	All w/2 Joint Rear Shaft w/133" Wheelbase w/Alison Trans.	L	4 6	5-188QG*	2
	All w/2 Joint Rear Shaft w/137" Wheelbase	L	4 6	5-160QG*	2
	All w/3 Joint Rear Shaft	U	4 6	5-160QG*	2
02-99	All Front Shaft	L	1 3	5-3147QG*	2
	All w/2 Joint Rear Shaft	L	4 6	5-178QG*	2
	All w/ 3 Joint Rear Shaft	U	4 5 6	5-178QG*	2

1. See Appendix A for U-Joint Kits Greaseable thru the Bearing Cup
 2. See Appendix B-C for U-Bolts and Straps

3. See Appendix D-E for CV Centering Yokes & Ball Seat Repair Kits
 4. Staked in place type U-Joints found on some models are non-replaceable
 * Also available in Ultra Seal - See Page #5

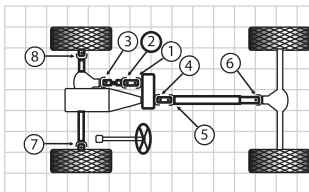


Figure T

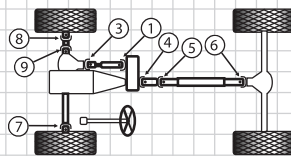


Figure U

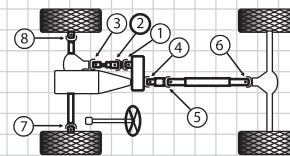


Figure V

Passenger Cars

Two-Wheel Drive Trucks

Four-Wheel Drive Trucks

Appendix

Model & Year	Make	Figure	Position	Part No.	Notes
GMC (continued)					
Sierra 3500 - 1 Ton Pick Up and Cab Chassis (continued)					
02-99	All Chassis Cab	L	4 6	5-1206QG	
Yukon XL - 1/2 Ton and Denali XL 1500					
06-02	All Front Shaft	L	1 3	5-3147QG*	2
	All Rear Shaft	L	4 6	5-3147QG*	2
01-99	All Front Shaft	L	1 3	5-3147QG*	2
	All Rear Shaft w/2 Joint Shaft w/Outside Lockup	L	4 6	5-178QG*	2
	All Rear Shaft w/2 Joint Shaft w/Inside Lockup	L	4 6	5-3147QG*	2
	All Rear Shaft w/3 Joint Shaft	U	4 5 6	5-178QG*	2
Yukon XL 2500 - 3/4 Ton					
06-02	All Front Shaft	L	1 3	5-3147QG*	2
	All Rear Shaft Exc. 8.1 Liter Engine	L	4 6	5-178QG*	2
	All Rear Shaft w/8.1 Liter Engine	L	4 6	5-160QG*	2
01-00	All Front Shaft	L	1 3	5-3147QG*	2
	All Rear Shaft w/Outside Lockup	L	4 6	5-178QG*	2
	All Rear Shaft w/Inside Lockup	L	4 6	5-3147QG*	2
Honda					
Passport					
98-93	All Front Shaft	U	1 3	5-1515QG	
	All Rear Shaft	U	4 5 6	5-153QG*	1 2 3
Hummer					
H2					
06-03	All Front Shaft	U	1 3	5-3147QG*	
	All Rear Shaft	U	4 6	5-178QG*	
H3					
06-03	All Front Shaft	U	3	5-350QG	
	All Rear Shaft	U	6	5-3147QG*	
Infiniti					
QX4					
02-97	All Front Shaft	L	3	5-1513QG	

1. See Appendix A for U-Joint Kits Greaseable thru the Bearing Cup
 2. See Appendix B-C for U-Bolts and Straps

3. See Appendix D-E for CV Centering Yokes & Ball Seat Repair Kits
 4. Staked in place type U-Joints found on some models are non-replaceable

* Also available in Ultra Seal - See Page #5

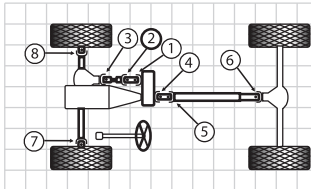


Figure T

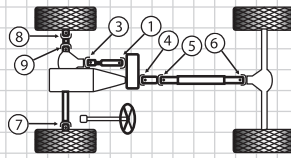


Figure U

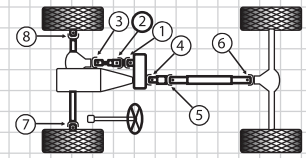


Figure V

Passenger Cars

Two-Wheel Drive Trucks

Four-Wheel Drive Trucks

Appendix

Model & Year	Make	Figure	Position	Part No.	Notes
Infiniti					
Rodeo and Rodeo Sport					
04-03	All Front Shaft	L	1 3	5-153QG*	
	All Rear Shaft	L	4 6	5-153QG*	
02-98	All Front Shaft	U	1 3	5-153QG*	1 2 3
	All Rear Shaft	U	4 5 6	5-153QG*	1 2 3
97-89	All Front Shaft	U	1 3	5-1515QG	
	All Rear Shaft	U	4 5 6	5-153QG*	
Trooper & Trooper II					
02-98	All Front Shaft	L	1 3	5-1515QG	
	All Rear Shaft	L	4 6	N/A	
97-89	All Front Shaft	U	1 3	5-1515QG	
	All Rear Shaft 2 Door	U	4 6	5-1515QG	
	All Rear Shaft 4 Door	U	4 5 6	5-1515QG	
88-87	All Front Shaft	U	1 3	5-1515QG	
	All Rear Shaft	U	4 5 6	5-1515QG	
87-84	All Front Shaft	U	1 3	5-1515QG	
	All Rear Shaft	U	4 5 6	5-111QG	
VehiCROSS					
01	All Rear Shaft	L	4 6	5-1515QG	
00	All Rear Shaft	L	4 6	N/A	
Jeep					
Cherokee, Grand Cherokee, Wagoneer and Grand Wagoneer (WK, WJ, ZJ, SJ)(Full Size)					
04-02	All Front Shaft w/4.0L Engine	L	3	5-153QG*	
	All Front Shaft w/4.7L Engine	V	1 2 3	5-153QG*	
	All Rear Shaft w/4.0L Engine	L	4 6	5-153QG*	
	All Rear Shaft w/4.7L Engine Exc. Select Trac	V	4 6	5-153QG*	
	All Rear Shaft w/4.7L Engine w/Select Trac	V	4	5-213QG*	
			V	6	5-153QG*
01-99	All Front Shaft	V	1 2	5-153QG*	
		V	3	5-153QG*	

1. See Appendix A for U-Joint Kits Greaseable thru the Bearing Cup
 2. See Appendix B-C for U-Bolts and Straps

3. See Appendix D-E for CV Centering Yokes & Ball Seat Repair Kits

4. Staked in place type U-Joints found on some models are non-replaceable

* Also available in Ultra Seal - See Page #5



Passenger Cars

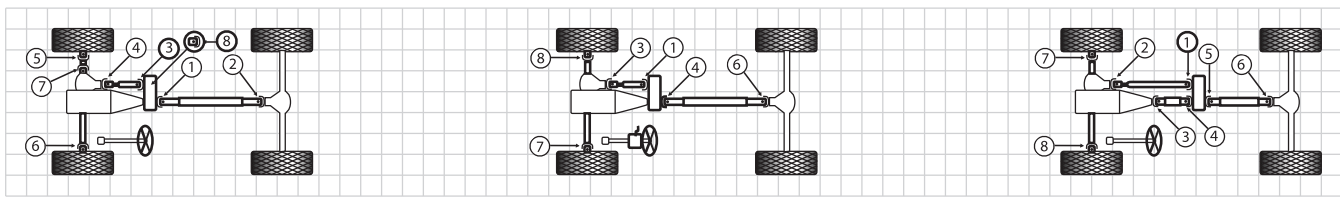


Figure J

Figure L

Figure Q

Two-Wheel Drive Trucks

Four-Wheel Drive Trucks

Appendix

Model & Year	Make	Figure	Position	Part No.	Notes
Jeep (continued)					
Cherokee, Grand Cherokee, Wagoneer and Grand Wagoneer (WK, WJ, ZJ, SJ)(Full Size) (continued)					
01-99	All Rear Shaft	V	46	5-153QG*	
	All Wheel Joints	V	78	5-297QG	
91-84	Grand Wagoneer (Full Size) Front Shaft	V	12	5-153QG*	1 2 3
		V	3	5-153QG*	1 2 3
	Grand Wagoneer (Full Size) Rear Shaft	V	46	5-153QG*	1 2 3
	Grand Wagoneer (Full Size) Wheel Joints	V	78	5-297QG	1
83-81	All Front Shaft	V	12	5-153QG*	1 2 3
		V	3	5-153QG*	1 2 3
	All Rear Shaft	V	46	5-153QG*	1 2 3
	All Wheel Joints	V	78	5-297QG	1
80-74	All Front Shaft	V	12	5-153QG*	1 2 3
		V	3	5-153QG*	1 2 3
	All Rear Shaft-w/ AT	V	46	5-153QG*	1 2 3
	All Rear Shaft-w/ MT	V	4	N/A	
		V	6	5-1306QG	1 2
	All Wheel Joints	V	78	5-297QG	1
73-70	All Front Shaft-w/ Inside Lockup	L	13	5-248QG	
	All Front Shaft-w/ Outside Lockup	L	13	5-153QG*	1 2 3
	All Rear Shaft-w/ Inside Lockup	L	46	5-248QG	
	All Rear Shaft-w/ Outside Lockup	L	46	5-153QG*	1 2 3
	All Wheel Joints	L	78	5-260QG	
69-68	All Front Shaft-w/ 6 Cyl	V	13	5-248QG	
	All Front Shaft-w/ V-8	V	1	5-2530QG	
		V	2	5-1520QG	
		V	3	5-2140QG	
	All Rear Shaft	V	4	N/A	
		V	6	5-1306QG	1 2
	All Wheel Joints	V	78	5-260QG	
67-66	All Front Shaft-w/ Inside Lockup	L	13	5-248QG	
	All Front Shaft-w/ Outside Lockup	L	13	5-153QG*	1 2 3
	All Rear Shaft	L	4	N/A	
		L	6	5-1306QG	1 2

1. See Appendix A for U-Joint Kits Greaseable thru the Bearing Cup
 2. See Appendix B-C for U-Bolts and Straps

3. See Appendix D-E for CV Centering Yokes & Ball Seat Repair Kits
 4. Staked in place type U-Joints found on some models are non-replaceable

* Also available in Ultra Seal - See Page #5

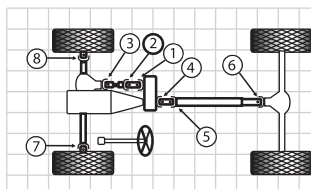


Figure T

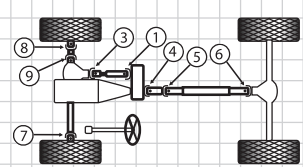


Figure U

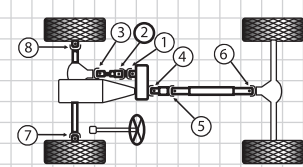


Figure V

Passenger Cars

Two-Wheel Drive Trucks

Four-Wheel Drive Trucks

Appendix

Model & Year	Make	Figure	Position	Part No.	Notes
Jeep (continued)					
Cherokee, Grand Cherokee, Wagoneer and Grand Wagoneer (WK, WJ, ZJ, SJ)(Full Size)					
(continued)					
67-66	All Wheel Joints	L	7 8	5-260QG	
65-64	All Front Shaft	L	1 3	5-248QG	
	All Rear Shaft	L	4	5-2011QG	
	All Rear Shaft	L	6	5-2140QG	
	All Wheel Joints	L	7 8	5-260QG	
Cherokee and Wagoneer ((XJ)(Compact Size)					
01-99	All Front Shaft	V	1 2	5-153QG*	
		V	3	5-153QG*	2
	All Rear Shaft	V	4 6	5-153QG*	2
	All Wheel Joints	V	7 8	5-297QG	
98-88	All Front Shaft	V	1 2	5-153QG*	
		V	3	5-153QG*	2
	All Rear Shaft w/Outside Lockup	V	4 6	5-153QG*	2
	All Rear Shaft w/Inside Lockup	V	4 6	5-1309QG	2
	All Wheel Joints Exc. Anti-Lock Brakes	V	7 8	5-260QG	
	All Wheel Joints w/Anti-Lock Brakes	V	7 8	5-297QG	
87-84	All Front Shaft	V	1 2 3	5-153QG*	2
	All Rear Shaft	V	4 6	5-153QG*	2
	All Wheel Joints	V	7 8	5-260QG	
Comanche					
92-86	All Front Shaft	V	1 2	5-153QG*	1 2 3
		V	3	5-153QG*	1 2 3
	All Rear Shaft	V	4 6	5-153QG*	1 2 3
	All Wheel Joints-Exc. ABS	V	7 8	5-260QG	
	All Wheel Joints-w/ ABS	V	7 8	5-297QG	1
Commando and Jeepster					
74-70	All Front Shaft	L	1 3	5-153QG*	1 2 3
	All Rear Shaft	L	4 6	5-153QG*	1 2 3
	All Wheel Joints	L	7 8	5-260QG	
69-67	All Front Shaft-w/ 4Cyl.	L	1 3	5-248QG	

1. See Appendix A for U-Joint Kits Greaseable thru the Bearing Cup
 2. See Appendix B-C for U-Bolts and Straps

3. See Appendix D-E for CV Centering Yokes & Ball Seat Repair Kits
 4. Staked in place type U-Joints found on some models are non-replaceable
 * Also available in Ultra Seal - See Page #5

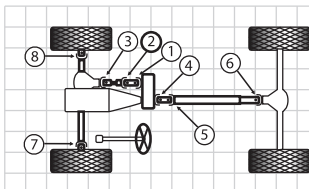


Figure T

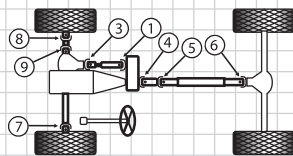


Figure U

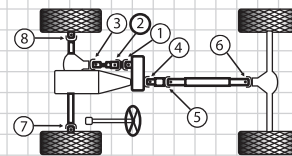


Figure V

Passenger Cars

Model & Year	Make	Figure	Position	Part No.	Notes
Jeep (continued)					
Wrangler, Rubicon and Scrambler (TJ, YJ, CJ) (continued)					
06-05	All Rear Shaft Unlimited Rubicon	V	4 6	5-153QG*	
	All Wheel Joints	V	7 8	5-297QG	
04-03	All Front Shaft Exc. Rubicon	V	1 2 3	5-153QG*	
	All Front Shaft Rubicon to 10/20/2004	VV	1 2	5-213QG*	
	All Rear Shaft Exc. Rubicon Models	V	3	5-212QG	
	All Rear Shaft Rubicon	V	4 6	5-153QG*	
		V	4	5-3147QG*	
		V	6	5-212QG	
		All Wheel Joints	V	7 8	5-297QG
00-97	All Front Shaft	L	1 2 3	5-153QG*	1 2 3
	All Rear Shaft	L	4 6	5-153QG*	1 2 3
	All Wheel Joints	L	7 8	5-260QG	
96-82	All Front Shaft	L	1 3	5-153QG*	1 2 3
	All Rear Shaft at Transmission	L	4	5-153QG*	1 2 3
	All Rear Shaft at Rr. Axle w/ 3.219" O/S Lockup	L	6	5-153QG*	1 2 3
	All Rear Shaft at Rr. Axle w/ 3.622" O/S Lockup	L	6	5-213QG*	3
	All Wheel Joints Exc. ABS	L	7 8	5-260QG	
	All Wheel Joints w/ ABS	L	7 8	5-297QG	1
81-74	All Front Shaft Standard w/ 2 Joints	V	1 3	5-153QG*	1 2 3
	All Front Shaft w/ C.V at Transfer Case	V	1 2	5-153QG*	1 2 3
		V	3	5-153QG*	1 2 3
	All Rear Shaft	V	4 6	5-153QG*	1 2 3
73-68	All Wheel Joints	V	7 8	5-260QG	
	All Front Shaft	L	1 3	5-248QG	
	All Rear Shaft	L	4 6	5-153QG*	1 2 3
67-60	All Wheel Joints	L	7 8	5-260QG	
	All Front Shaft w/ Outside Lockup	L	1 3	5-153QG*	1 2 3
	All Rear Shaft w/ Outside Lockup	L	4 6	5-153QG*	1 2 3
59-55	All Wheel Joints	L	7 8	5-260QG	
	All Front Shaft	L	1 3	5-153QG*	1 2 3
	All Rear Shaft	L	4 6	5-153QG*	1 2 3
	All Wheel Joints	L	7 8	5-260QG	

Two-Wheel Drive Trucks

Four-Wheel Drive Trucks

Appendix

1. See Appendix A for U-Joint Kits Greaseable thru the Bearing Cup
 2. See Appendix B-C for U-Bolts and Straps

3. See Appendix D-E for CV Centering Yokes & Ball Seat Repair Kits

4. Staked in place type U-Joints found on some models are non-replaceable

* Also available in Ultra Seal - See Page #5



Passenger Cars

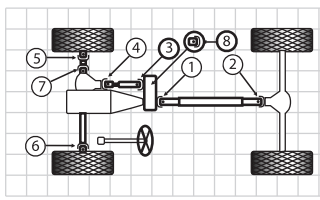


Figure J

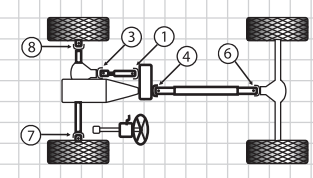


Figure L

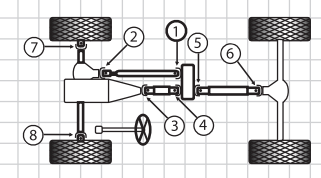


Figure Q

Two-Wheel Drive Trucks

Four-Wheel Drive Trucks

Appendix

Model & Year	Make	Figure	Position	Part No.	Notes
Land Rover					
Range Rover					
98-86	All Front Shaft	L	13	5-4QG	
	All Rear Shaft	L	46	5-4QG	
85-63	All Front Shaft	L	13	5-153QG*	
	All Rear Shaft	L	46	5-153QG*	
	All PTO Drive	L		5-153QG*	
62-48	All Front Shaft	L	13	5-4QG	
	All Rear Shaft	L	46	5-4QG	
	All PTO Drive	L		5-153QG*	
Lexus					
GX470					
06-03	All Front Shaft	L	13	5-1510QG	
	All Rear Shaft	L	46	5-1510QG	
LX450					
97-96	All Front Shaft	L	13	5-1510QG	
	All Rear Shaft	L	46	5-1510QG	
LX470					
06-98	All Front Shaft	L	13	5-1510QG	
	All Rear Shaft	L	46	5-1510QG	
LX490					
03-02	All Front Shaft	L	13	5-1510QG	
	All Rear Shaft	L	46	5-1511QG	
Lincoln					
Aviator					
05-03	All Rear Shaft	L	46	5-213QG*	
Mark LT					
06	All Front Shaft	L	13	5-1204QG	
	All Rear Shaft	L	46	5-0488QG	

1. See Appendix A for U-Joint Kits Greaseable thru the Bearing Cup
 2. See Appendix B-C for U-Bolts and Straps

3. See Appendix D-E for CV Centering Yokes & Ball Seat Repair Kits
 4. Staked in place type U-Joints found on some models are non-replaceable

* Also available in Ultra Seal - See Page #5

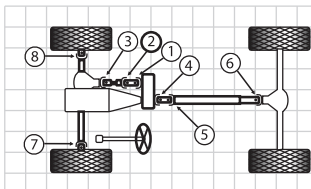


Figure T

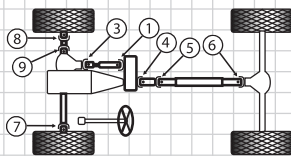


Figure U

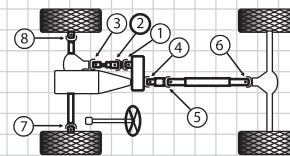


Figure V

Passenger Cars

Two-Wheel Drive Trucks

Four-Wheel Drive Trucks

Appendix

Model & Year	Make	Figure	Position	Part No.	Notes
Lincoln (continued)					
Navigator					
06-98	All Front Shaft	L	1 3	5-213QG*	3
	All Rear Shaft	L	4 6	5-178QG*	2
Mazda					
MPV					
95-89	All Front Shaft	L	1 3	5-1513QG	
	All Rear Shaft	L	4 6	5-1507QG	
Navajo					
94-91	All Front Shaft	V	1 2	5-153QG*	1 2 3
		V	3	5-153QG*	1 2 3
	All Rear Shaft	V	4 6	5-153QG*	1 2 3
	All Wheel Joints w/ 1.188" Brg.	U	7 8 9	5-297QG	1
	All Wheel Joints w/ 1.063" Brg.	U	7 8 9	5-456QG	
Pick up					
06-02	All Front Shaft	L	3	5-153QG*	
	All Rear Shaft	L	4 6	5-213QG*	
01-98	All Front Shaft	U	1 3	5-153QG*	1 2 3
	All Rear Shaft - 2 Joint Shaft	U	4 6	5-213QG*	3
97-94	All Wheel Joints w/ 1.063" Brg.	U	7 8 9	5-456QG	
	All Wheel Joints w/ 1.188" Brg.	U	7 8 9	5-297QG	1
	All Front Shaft	V	1 2	5-153QG*	1 2 3
		V	3	5-153QG*	1 2 3
97-94	All Rear Shaft - 2 Joint Shaft	V	4 6	5-153QG*	1 2 3
	All Rear Shaft - 3 Joint Shaft	V	4 5 6	5-153QG*	1 2 3
93-87	All Front Shaft	U	1 3	5-1513QG	
	All Rear Shaft - 2 Joint Shaft	U	4 6	5-1507QG	4
	All Rear Shaft - 3 Joint Shaft	U	4 5 6	5-1507QG	4
Mercury					
Mariner					
06-05	All Rear Shaft	U	1 2	5-153QG*	

1. See Appendix A for U-Joint Kits Greaseable thru the Bearing Cup
 2. See Appendix B-C for U-Bolts and Straps

3. See Appendix D-E for CV Centering Yokes & Ball Seat Repair Kits

4. Staked in place type U-Joints found on some models are non-replaceable

* Also available in Ultra Seal - See Page #5



Passenger Cars

Two-Wheel Drive Trucks

Four-Wheel Drive Trucks

Appendix

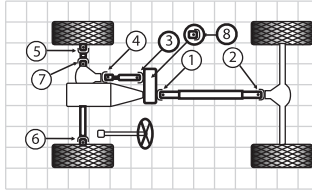


Figure J

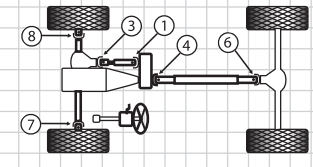


Figure L

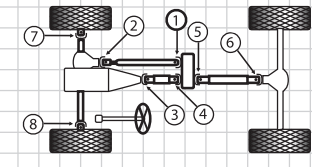


Figure Q

Model & Year	Make	Figure	Position	Part No.	Notes
Mercury (continued)					
Mountaineer					
06-97	All Front Shaft	U	1	N/A	
		U	3	5-153QG*	1 2 3
	All Rear Shaft	U	4 6	5-213QG*	3
Mitsubishi					
Montero					
06-03	All Front Shaft	L	3	5-1516QG	
02-01	All Front Shaft	L	3	5-1503QG	
00-99	All Front Shaft	L	1 3	5-1503QG	
Montero Sport					
04-00	All Front Shaft	L	3	5-1503QG	
Outlander					
06-03	All Rear Shaft	L	1 2	5-1503QG	
Pick Up					
96-90	All Front Shaft	L	1 3	5-1503QG	
89-87	All Front Shaft	L	1 3	5-1503QG	
86-82	All Front Shaft	L	1 3	5-1503QG	
Raider					
06	All Front Shaft	L	3	5-153QG*	
	All Rear Shaft	L	4 6	5-213QG*	
Nissan					
Frontier					
06-05	All Front Shaft	V	1 2 3	5-153QG*	
	All Rear Shaft	V	4 6	5-213QG*	
04-02	All Front Shaft	V	1 3	5-153QG*	
	All w/2 Joint Rear Shaft	V	4 6	5-153QG*	
01-98	All Front Shaft	L	1 3	5-153QG*	1 2 3
	All Rear Shaft w/ Outside Lockup	L	4 5 6	5-153QG*	1 2 3

1. See Appendix A for U-Joint Kits Greaseable thru the Bearing Cup
 2. See Appendix B-C for U-Bolts and Straps
 3. See Appendix D-E for CV Centering Yokes & Ball Seat Repair Kits
 4. Staked in place type U-Joints found on some models are non-replaceable
 * Also available in Ultra Seal - See Page #5

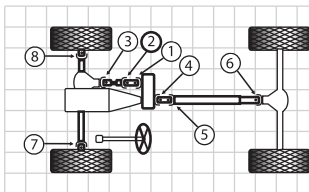


Figure T

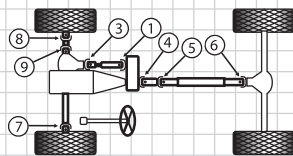


Figure U

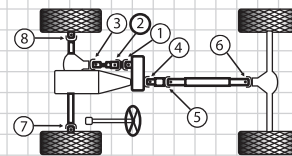


Figure V

Passenger Cars

Two-Wheel Drive Trucks

Four-Wheel Drive Trucks

Appendix

Model & Year	Make	Figure	Position	Part No.	Notes
Nissan (continued)					
Pathfinder					
06-05	All Front Shaft	V	3	5-153QG*	
	All Rear Shaft	V	4	5-213QG*	
04-02	All Front Shaft	L	13	5-0449QG	
	All Rear Shaft	L	46	5-1505QG	
01-87	All Front Shaft	L	13	5-1513QG	
	All Rear Shaft w/ Inside Lockup	L	46	5-1505QG	
	All Rear Shaft w/ Outside Lockup	L	46	5-153QG*	1 2 3
Pick Up					
97-86	USA Built - Front Shaft w/ Outside Lockup	L	13	5-153QG*	2
	USA Built - Rear Shaft w/ Outside Lockup Standard Bed w/2 Joint Shaft	L	46	5-153QG*	2
	USA Built - Rear Shaft w/ Outside Lockup Long Bed & King Cab w/3 Joint Shaft	U	4 5 6	5-153QG*	2
89-87	All Front Shaft w/ Inside Lockup w/ 4 Cyl. Eng.	U	13	5-1501QG	
	All Rear Shaft w/ Inside Lockup w/ 4 Cyl. Eng.	U	4 5 6	5-1513QG	
87-85	All Rear Shaft w/ Inside Lockup w/ 6 Cyl. Eng. (2 Joint Lockup)	U	46	5-1505QG	
	All Rear Shaft w/ Inside Lockup w/ 6 Cyl. Eng. (3 Joint Lockup)	U	4 5 6	5-1505QG	
	All Front Shaft w/ Inside Lockup	U	13	5-1513QG	
85-82	All Rear Shaft w/ Inside Lockup w/ 4 Cyl. Eng. (2 Joint Lockup)	U	46	5-1505QG	
	All Rear Shaft w/ Inside Lockup w/ 4 Cyl. Eng. (3 Joint Lockup)	U	4 5 6	5-1505QG	
	All Front Shaft	Q	12	5-1505QG	
82-80	All Intermediate Shaft	Q	34	5-1505QG	
	All Rear Shaft	Q	56	5-1505QG	
	All Front Shaft	Q	12	5-1501QG	
Titan & Armada	All Front Shaft	V	3	5-153QG*	
	All Rear Shaft	V	4	5-178QG*	

1. See Appendix A for U-Joint Kits Greaseable thru the Bearing Cup
 2. See Appendix B-C for U-Bolts and Straps

3. See Appendix D-E for CV Centering Yokes & Ball Seat Repair Kits
 4. Staked in place type U-Joints found on some models are non-replaceable

* Also available in Ultra Seal - See Page #5



Passenger Cars

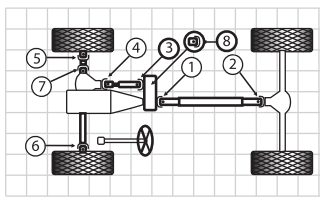


Figure J

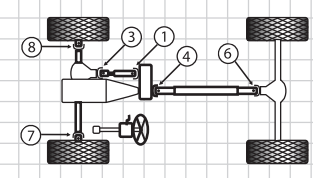


Figure L

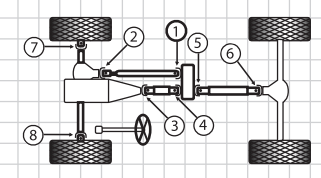


Figure Q

Two-Wheel Drive Trucks

Four-Wheel Drive Trucks

Appendix

Model & Year	Make	Figure	Position	Part No.	Notes
Oldsmobile					
Bravada					
04-00	All Front Shaft	L	3	5-350QG	
	All Rear Shaft	L	4 6	5-3147QG*	
99-96	All Front Shaft	V	1 2	5-3147QG*	2
	All Rear Shaft	V	4 6	5-3147QG*	2
95-91	All Front Shaft	V	1 2	5-433QG	1
	All Rear Shaft	V	4 6	5-3147QG*	2
Plymouth					
Pick Up					
83-82	All Front Shaft	V	3	5-1306QG	
	All Rear Shaft w/3 Joint Shaft	V	4 5 6	5-1306QG	
	All Rear Shaft w/2 Joint Shaft	V	4 6	5-1306QG	
	All Wheel Joints	V	1 2	5-297QG	
81-77	All Front Shaft	V	1 2	5-3147QG*	
		V	3	5-1306QG	
	All Rear Shaft At Trans.	V	4	5-1306QG	
	All Rear Shaft At Center Bearing w/3 Joint Shaft	V	5	5-1306QG	
	All Rear Shaft At Dif. w/1.078" Bearing Cups	V	6	5-1306QG	
	All Rear Shaft At Dif. w/1.26" Bearing Cups	V	6	5-1309QG	
	All Wheel Joints	V	7 8	5-297QG	
76-74	All Front Shaft w/Inside Lockup	V	1 2	5-3147QG*	
		V	3	5-1306QG	
	All Front Shaft w/Outside Lockup	V	1 2 3	5-153QG*	
76-74	All Rear Shaft At Transmission	V	4	5-1306QG	
	All Rear Shaft At Center Bearing w/3 Joint Shaft	V	5	5-1306QG	
	All Rear Shaft At Dif. w/1.078" Bearing Cups	V	6	5-1306QG	
	All Rear Shaft At Dif. w/1.126" Bearing Cups	V	6	5-1309QG	
	All Wheel Joints	V	7 8	5-297QG	
Trail Duster					
81-74	All Front Shaft w/Inside Lockup	V	1 2	5-3147QG*	
	All Front Shaft w/Outside Lockup	V	1 2	5-153QG*	
	All Front Shaft	V	3	5-1306QG	

1. See Appendix A for U-Joint Kits Greaseable thru the Bearing Cup
 2. See Appendix B-C for U-Bolts and Straps

3. See Appendix D-E for CV Centering Yokes & Ball Seat Repair Kits
 4. Staked in place type U-Joints found on some models are non-replaceable

* Also available in Ultra Seal - See Page #5

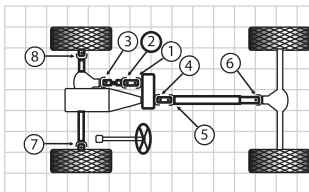


Figure T

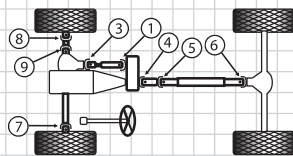


Figure U

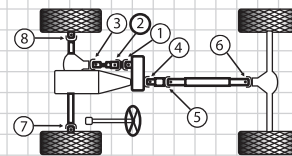


Figure V

Passenger Cars

Two-Wheel Drive Trucks

Four-Wheel Drive Trucks

Appendix

Model & Year	Make	Figure	Position	Part No.	Notes
Plymouth (continued)					
Trail Duster (continued)					
81-74	All Rear Shaft At Transmission	V	4	5-1306QG	
	All Rear Shaft At Dif. w/1.078" Bearing Cups	V	6	5-1306QG	
	All Rear Shaft At Dif. w/1.126" Bearing Cups	V	6	5-1309QG	
	All Wheel Joints	V	7 8	5-297QG	
Saab					
9-7x					
06-05	All Rear Shaft	L	4 6	5-3147QG*	2
Suzuki					
Samurai					
95-85	All Front Shaft	Q	1 2	5-1503QG	
	All Intermediate Shaft	Q	3 4	5-1503QG	
	All Rear Shaft	Q	5 6	5-1503QG	
Sidekick and Vitara					
06	XL7 Front Shaft	L	1 3	5-1503QG	
	All Rear Shaft Exc. XL 7	L	4 6	N/A	
	XL7 Rear Shaft	L	4	N/A	
05	All Front Shaft	L	1 3	5-1503QG	
	All Rear Shaft w/AT Exc. XL 7	L	4 6	5-1503QG	
	All Rear Shaft w/MT Exc. XL 7	L	4 6	N/A	
	XL7 Rear Shaft	L	4	N/A	
04-99	All Front Shaft	L	1 3	5-1503QG	
	All Rear Shaft w/AT Exc. XL 7	L	4 6	5-1503QG	
	All Rear Shaft w/MT Exc. XL 7	L	4 6	N/A	
04-02	XL7 Rear Shaft	L	4	N/A	
98-89	All Front Shaft	L	1 3	5-1503QG	
	All Rear Shaft	L	4 6	5-1503QG	

1. See Appendix A for U-Joint Kits Greaseable thru the Bearing Cup
 2. See Appendix B-C for U-Bolts and Straps

3. See Appendix D-E for CV Centering Yokes & Ball Seat Repair Kits
 4. Staked in place type U-Joints found on some models are non-replaceable

* Also available in Ultra Seal - See Page #5



Passenger Cars

Two-Wheel Drive Trucks

Four-Wheel Drive Trucks

Appendix

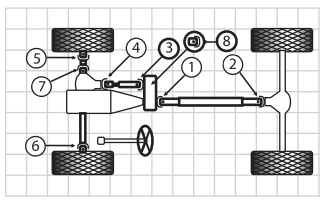


Figure J

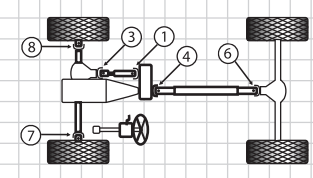


Figure L

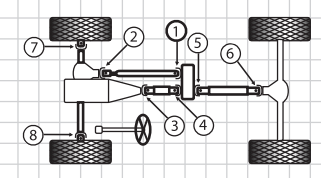


Figure Q

Model & Year	Make	Figure	Position	Part No.	Notes
Toyota					
4Runner					
06-02	All Front Shaft	L	1 3	5-1510QG	
	All Rear Shaft	L	4 6	5-1510QG	
01-86	All Front Shaft	V	1 2 3	5-1510QG	
	All Rear Shaft	V	4 6	5-1510QG	
85-84	All Front Shaft	V	1 2	5-1520QG	
		V	3	5-1510QG	
	All Rear Shaft	V	4 6	5-1510QG	
Landcruiser					
04-03	All Front Shaft	L	1 3	5-1510QG	
	All Rear Shaft	L	4 6	5-1510QG	
02-98	All Rear Shaft	L	4 6	5-1510QG	
97-91	All Front Shaft	L	1 3	5-1510QG	
	All Rear Shaft	L	4 6	5-1511QG	
90-74	All Front Shaft	L	1 3	5-1511QG	
	All Rear Shaft	L	4 6	5-1511QG	
73-65	All Front Shaft	L	1 3	5-1509QG	
	All Rear Shaft	L	4 6	5-1509QG	
	All PTO Drive	L		5-1509QG	
Pick Up (Except Tacoma, Tundra & T-100)					
94-86	All Front Shaft	V	1 2	5-1520QG	
		V	3	5-1510QG	
	All Rear Shaft	V	4 6	5-1510QG	
		V	5	5-1520QG	
85-79	All Front Shaft w/ C.V. at Transfer Case	V	1 2	5-1520QG	
		V	3	5-1510QG	

1. See Appendix A for U-Joint Kits Greaseable thru the Bearing Cup
 2. See Appendix B-C for U-Bolts and Straps

3. See Appendix D-E for CV Centering Yokes & Ball Seat Repair Kits
 4. Staked in place type U-Joints found on some models are non-replaceable
 * Also available in Ultra Seal - See Page #5

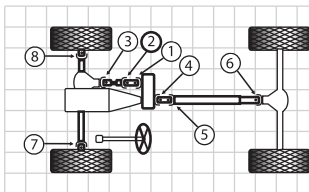


Figure T

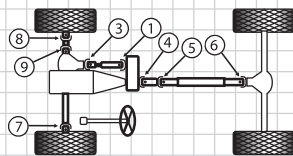


Figure U

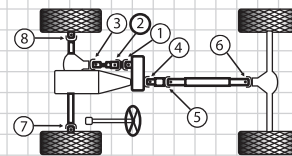


Figure V

Passenger Cars

Two-Wheel Drive Trucks

Four-Wheel Drive Trucks

Appendix

Model & Year	Make	Figure	Position	Part No.	Notes
Toyota (continued)					
Pick Up (Except Tacoma, Tundra & T-100) (continued)					
85-79	All Front Shaft w/ 2 Joint Shaft	U	1 3	5-1510QG	
	All Rear Shaft w/ 2 Joint Shaft	V	4 6	5-1510QG	
	All Rear Shaft w/ 3 Joint Shaft	V	4 5 6	5-1510QG	
Previa					
94-91	All Rear Shaft Exc. w/Staked-In U-Joints	L	4 6	5-1510QG	
	All Rear Shaft w/Staked-In U-Joints	L	4 6	N/A	
89-86	All w/Staked-In U-Joints	L	4 6	N/A	
85-84	All	L	4 6	5-1502QG	
Sequoia					
04-01	All Front Shaft	V	1 2	5-153QG*	
	All Rear Shaft	V	4 6	5-1510QG	
Sienna					
04-02	All Front Shaft	L	1 3	5-153QG*	
	All Rear Shaft	L	4 6	5-1510QG	
T100					
98-93	All Front Shaft	V	1 2	5-1510QG	
	All Rear Shaft	V	4 5 6	5-1510QG	
Tacoma					
04-95	All Front Shaft	V	1 2	5-1510QG	
	All Rear Shaft	V	4 6	5-1510QG	
Tundra					
04-00	All Front Shaft	V	1 2	5-153QG*	
	All Rear Shaft	V	4 6	5-1510QG	

1. See Appendix A for U-Joint Kits Greaseable thru the Bearing Cup
 2. See Appendix B-C for U-Bolts and Straps

3. See Appendix D-E for CV Centering Yokes & Ball Seat Repair Kits

4. Staked in place type U-Joints found on some models are non-replaceable

* Also available in Ultra Seal - See Page #5



Notes

Passenger Cars

Two-Wheel Drive Trucks

Four-Wheel Drive Trucks

Appendix

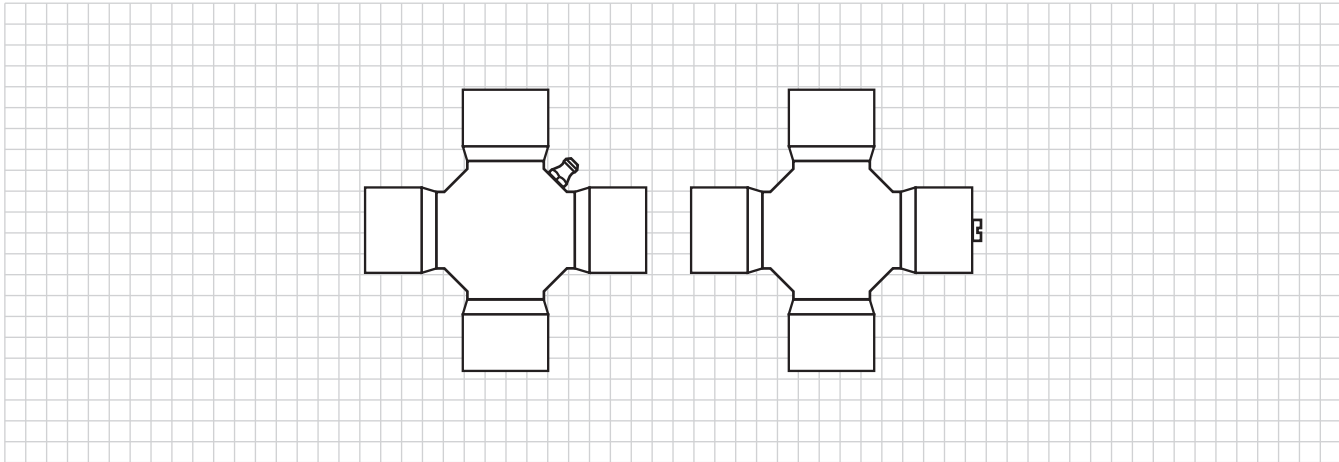
Lined area for notes, organized into sections for Passenger Cars, Two-Wheel Drive Trucks, Four-Wheel Drive Trucks, and Appendix.

1. See Appendix A for U-Joint Kits Greaseable thru the Bearing Cup
2. See Appendix B-C for U-Bolts and Straps

3. See Appendix D-E for CV Centering Yokes & Ball Seat Repair Kits

4. Staked in place type U-Joints found on some models are non-replaceable

* Also available in Ultra Seal - See Page #5



Appendix A - Standard to Bearing Lube Universal Joint Conversion

Standard U-Joint	Bearing Lube U-Joint
5-153QG	5-433QG
5-297QG	5-297-1QG
5-1306QG	5-1306-1QG

Passenger Cars

Two-Wheel Drive Trucks

Four-Wheel Drive Trucks

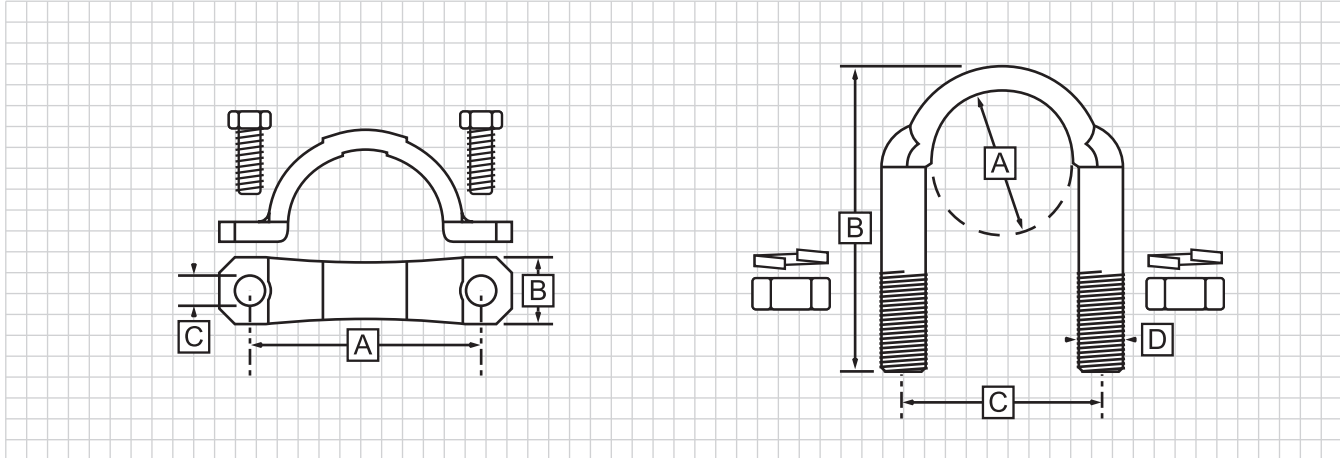
Appendix



Passenger Cars

Two-Wheel Drive Trucks

Four-Wheel Drive Trucks



Appendix B - Bearing Strap Kit Dimensional Size Listing

Bearing Size	A Dimension	B Dimension	C Dimension	Used with Standard Universal Joint Kit*	Series	Part No.
1.125	1.530	.62	.281	5-1309QG	7290	2-70-28QG
1.188	1.812	.75	.344	5-178QG	1350	3-70-28QG
				5-1206QG	1410	
1.375	2.125	.84	.395	5-188QG	1480	3-70-38QG
				5-155QG	1550	
1.062	1.592	.69	.281	5-153QG	1310	2-70-18QG
1.078	1.500	.56	.265	5-1306QG	7260	2-70-38QG
1.125	1.812	.62	.328	5-3147QG	3R	2-70-48QG
1.875	2.500	1.00	.406	5-279QG	1610	5-70-28QG
1.937	2.812	1.06	.531	5-280QG	1710	6.5-70-18QG
				5-407QG	1760	
				5-281QG	1810	

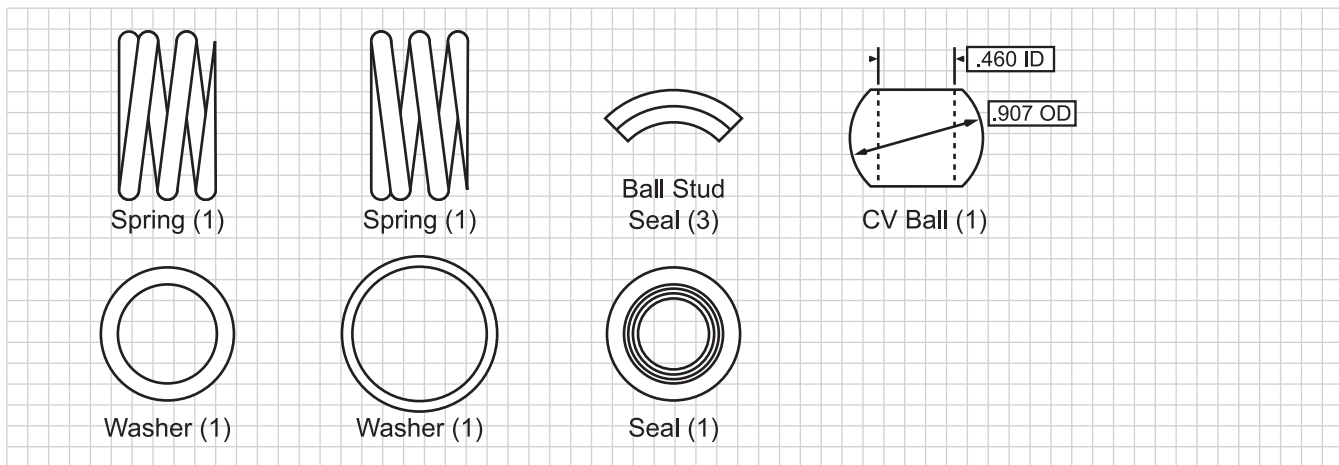
Bearing Strap Kits are Packaged Two(2) Per box.
 * See Appendix A for Bearing Lube Universal Joints

Appendix C - U-Bolt Dimensional Size Listing

A Brg. OD	B Dimension	C Dimension	D Dimension	Used with Standard Universal Joint Kit*	Series	Part No.
1.062	1.875	1.406	.3125-24NF	5-153QG	1310	2-94-28QG
1.187	2.218	1.656	.3750-24NF	5-178QG	1350	3-94-18QG
				5-1206QG	1410	
1.375	2.468	1.875	.4375-20NF	5-188QG	1480	3-94-28QG
				5-155QG	1550	

* See Appendix A for Bearing Lube Universal Joints.

Appendix



Appendix D - Constant Velocity Universal Joints and Ball Seal Kits

Constant Velocity socket and ball components are crucial for the proper performance and functionality of a CV head assembly. When repairing these types of drivelines, it is recommended that the replacement of both journals and the centering ball components will achieve the best results

Passenger Cars

Two-Wheel Drive Trucks

Four-Wheel Drive Trucks

Appendix




Passenger Cars

Two-Wheel Drive Trucks

Four-Wheel Drive Trucks

Appendix

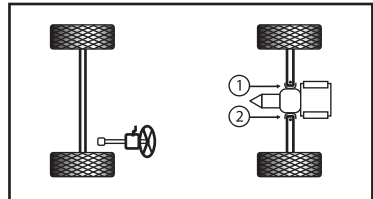


Appendix E - CV Centering Yokes

U-Joint Kit Number	Outside Lock-up	Series	Type	Greaseable Yoke Number	Non-Greaseable Yoke Number
5-153QG	3.219	1310	1	211355QG	211544QG
5-443QG	2.438	1210	1	211519QG	
5-1203QG or 5-213QG	3.622	1330	1	211179QG	211996QG
			1	210841QG	
			2	211868QG	

How To Identify The Correct CV Centering Yoke For Your Application

1. Identify the Universal Joint by measuring the Outside Lock-Up.
2. Determine if the CV Centering Yoke is a greaseable or non-greaseable unit.
3. Locate the correct part number using the table above.



Appendix F - Figure Z (Corvair)

